

"BEYOND THE CLASSROOM" ENGLISH SELF-STUDY GUIDE

School	_____	City	_____
Teacher's name	_____		
Student's name	_____		
Grade	10th	Level	A2

ORIENTACIONES PARA LOS PADRES DE FAMILIA

Esta guía de aprendizaje de inglés para el trabajo en casa se preparó con el fin de ayudar a su hijo o hija a repasar vocabulario sobre Deportes y Actividades del tiempo libre, además reforzar el uso del gerundio y el infinitivo de los verbos.

Su hijo (a) deberá dedicar una hora para desarrollar toda la guía. El trabajo aquí descrito se relaciona con la página 12 del libro del estudiante English Please Fast Track 2, que está disponible en la plataforma Colombia Aprende o puedes seguir el link que dejamos en la sección "Get ready".

- La actividad 1 consta de dos ejercicios de práctica del vocabulario en inglés sobre los Deportes y Hobbies y algunos sinónimos relacionados.
- La actividad 2 invita a resolver unas preguntas de manera inferencial, solo teniendo como punto de partida unas imágenes, después se debe hacer la lectura poniendo en contexto una actividad moderna como es el Parkour. Allí deberán resolver unas preguntas de comprensión lectora, enfatizando en el uso adecuado de las formas para el infinitivo y el gerundio, finalmente se deben completar unos espacios con la forma correcta del verbo. Para esto, su hijo(a) debe referirse al ejercicio de la página 12 del libro del estudiante y contestar unas preguntas.
- La actividad 3 está dividida en dos ejercicios. En el primer ejercicio se responden unas preguntas relacionadas con el tiempo libre; en el segundo ejercicio se debe escribir un párrafo corto en inglés acerca de su deporte favorito siguiendo una información específica en sencillos pasos.
- Por último, la actividad 4 es para que su hijo(a) autoevalúe lo aprendido.

Además, se ofrecen ejemplos de las actividades, las respuestas correctas y recursos adicionales de apoyo. Agradecemos su colaboración supervisando que su hijo(a) complete las actividades indicadas. Al final, ustedes encontrarán una serie de preguntas de verificación de lo que su hijo(a) aprendió mediante el desarrollo de esta guía.



WELCOME TO THIS SELF-STUDY GUIDE

This English self-study guide helps you practise giving instructions in written form. All the activities are related to the topic of sports and free time activities presented in English Please Fast Track 2 Module 1 Unit 1 Lesson 1. It starts with some vocabulary revision activities. Then, you have to answer some questions about a reading activity related to Parkour and some grammar sections about the use of gerunds and infinitives, and end up writing about your favorite sport/activity.

Topic	Skill(s)	Grammar	Vocabulary	Function(s)
Sports and free time activities	Reading and Writing	Gerunds and Infinitives	Sports and hobbies	To talk about sports and free time activities.

GET READY

Study time needed: 1 hour	Resources: <i>English dictionary, notebook, pencil, mobile phone/computer, PDF file of English please Students Book 2.</i>	Textbooks Links: - English Please! 2, Student's Book page 12. EP SB 2.pdf
--	--	--

LEARNING OBJECTIVES

- *What will you learn/practise/reinforce with these activities?*
- To practise vocabulary about sports and hobbies in real context.
- To identify specific information in a text.
- To infer information from a text.
- To describe sports or free time activities.

LEARNING STRATEGIES

- What can you do to achieve the objectives?*
- Read the instructions and use the models given to do your own task.
 - Make a glossary of new words in your notebook. Don't translate words. Use drawings to represent them.
 - Focus on keywords to make inferences.
 - Write in your notebook any "new" learning points discovered.



ACTIVITIES

1. ENGAGE

1.1. Vocabulary (5 minutes)

1.1.1. Label the pictures with the words from the box. Follow the example given.



Read the instructions and use the models given to do your own task.

RUN	CONFIDENT G	JUMP
FLYING	CLIMB	RUNNING SHOES
HURT	HEALTHY	BRAVE

2*



A: _____

3*



B: _____

4*



C: _____

5*




D: _____

6*



E: _____

7*



F: _____

8*



G: CONFIDENT

9*



H: _____

10*



I: _____



1.1.2. Match the words with its corresponding synonyms (use colors). Follow the example given (5 minutes).

1. fit:

2. dangerous:

3. confident:

4. moves:

5. cheap:

6. hurt:

7. Healthy

a. Harm

b. Economical

c. Motion

d. Reliable

e. Menacing

f. Wholesome

g. In shape

2. STUDY

2.1. Reading

2.1.1. Look at the pictures of the following text and get ready to answer the following questions (5 minutes).

- a. Do you think Parkour is a sport or a hobby? _____
- b. Do you think that it is a team or individual sport / hobby? _____
- c. What do you need if you want to practice Parkour? _____

2.1.2. Read the text and write in your notebook at least 10 unknown words. Then look for its meaning in a dictionary (10 minutes).



Make a glossary of new words in your notebook. Don't translate words. Use drawings to represent them.



Parkour: You feel as if you are flying!

1 Parkour is definitely my favourite outdoor sport. I love using my body to move freely and to jump obstacles in public places with only my body and my skill. I also climb and run. Parkour can be a hobby, an extreme sport, or an art. In Parkour, you use your body to get from one point to another without stopping.

2 Parkour is excellent exercise because it helps you to keep fit and healthy. It makes you brave and confident, too. Another good thing about Parkour is that it's very cheap. You need to be in good physical condition, and you need a good pair of running shoes. And that's all!

3 However, Parkour can be dangerous. If you're new to Parkour, you need to know and understand the different basic moves. You also need to train a lot so you don't have accidents.

4 It can take a long time to become good at Parkour and you can sometimes hurt yourself, but I think it is a perfect way to exercise and discover your body's potential. Try it! You feel as if you are flying.





2.1.3. Read the sentences and write true (T) or false (F). Follow the example (5 minutes).



Focus on keywords to make inferences (soccer shoes, sport, expensive, safe, quickly).

- 0. Parkour needs soccer shoes (**F**)
- a. Parkour is only a sport. ()
- b. It's expensive to do Parkour. ()
- c. Parkour isn't always safe. ()
- d. You can become good at Parkour very quickly. ()

2.2. Grammar (5 minutes)



Write in your notebook any "new" learning points discovered.

2.2.1 Go back to the reading and circle the correct option.

- 1. I love **to use/ using** my body.
- 2. You need **being/ to be** in good physical condition
- 3. You also need **to train / training** a lot.
- 4. If you don't understand the basic moves, you can finish **to hurt / hurting** yourself.

2.2.2. Use the reading to do the following activities.

- a. Classify the verbs that go with "to" or "ing". Follow the example given.

Verb + to	Verb + ing
<u>Need to be</u> _____ _____	_____ _____

Note: Some verbs can go with "to" or "ing". Example:
 I love playing basketball or I love to play basketball
 I like skateboarding or I like to skateboard

b. Look at the verbs from the previous chart and circle the correct option.

When we use a **verb + to** we say we use: infinitive / gerund

When we use a **verb + ing** we say we use: infinitive / gerund

c. Read the sentences and underline the infinitive and the gerund.

“You need to be in good physical condition”

“You can finish hurting yourself”

2.2.3 Read the text and choose the correct option, follow the example given (5 minutes).

PARKOUR

If you prefer 0. _____ outdoors, if you enjoy 1. _____ over obstacles, then you have 2. _____ parkour: overcoming obstacles, it does not matter if they are mental or physical.

Parkour mostly takes place in urban environments, but also in parks and other natural places. People who take part in parkour are known as traceurs, they recommend 3. _____ running shoes and to be in good physical condition, so if you want 4. _____ as if you are flying, you need 5. _____ parkour lifestyle.

0. to run / running

1. to jump and to climb / jumping and climbing

2. to try / trying

3. to use / using

4. to feel / feeling

5. to join / joining

3. PRODUCTION

3.1.1. What do you do in your free time? Write down your answers in your notebook (10 minutes)

a. What do you think of Parkour? Would you like to try it? Why / Why not?

b. What outdoor / indoor sports / hobbies do you like?

c. Which sports / hobbies would you like to try?

d. What sports / hobbies are popular in your country?

e. Which sports / hobbies are dangerous or safe?






3.1.2. Write a short paragraph about your favorite sport or free time activity. Use the following diagram to help you (5 minutes).



15*

4. ASSESSMENT TASK (5 minutes)

Read the statements and check your progress. Then, discuss some questions with your parents.

Check your progress!	 16*	 17*	 18*	Discuss with your parents, then answer the questions below
	Very well	Quite well	With difficulty	
I can identify different sports and hobbies and synonyms.				How many new words did you learn? Write them. _____
I can read a text and infer information about it according to the context.				Did you identify the unknown words in the text? Do you know how to use the dictionary to look for the meaning of unknown words?
I can use gerunds and infinitives correctly.				Do you know when to use gerund and when to use the infinitive form?
I can write about sports or activities I like.				What's your favorite sport?



THIS IS THE END

Congratulations, you can do amazing things. Continue practicing the vocabulary about Freetime Activities -Sports and Hobbies-. You can check the useful resources as well. Finally, read about these topics so if you practice you will be better.

USEFUL RESOURCES

Online English Spanish dictionary

<https://dictionary.cambridge.org/es/diccionario/ingles-espanol/>

Pictures about different hobbies

<https://www.gettyimages.com.mx/fotos/hobbies-and-interests?mediatype=photography&phrase=hobbies%20and%20interests&sort=mostpopular>

Hobbies to try at home

https://www.youtube.com/watch?v=-RQKg_k3Vfk

Most popular sport in the world (ranking)

<https://www.youtube.com/watch?v=eDX8Vz11BCI>

Parkour tricks for beginners

<https://www.youtube.com/watch?v=cgDvk1F3veQ>

Gerunds and Infinitives

<https://www.perfect-english-grammar.com/gerunds-and-infinitives.html>

ANSWER KEY

1.1.1. A. Climb. B. Run. C. Jump. D. Hurt E. Running shoes.
F. Flying. G. Confident. H. Brave. I. Healthy.

1.1.2. 1. fit-in shape 2. dangerous-menacing 3. confident-reliable 4. moves-motion 5. cheap-economical 6. hurt - harm 7. healthy-wholesome

2.1.3. a. F b. F c. T d. T

2.2.1. 1. Using 2. to be 3. to train 4. hurting

2.2.3. 1. Jumping and climbing 2. To try 3. Using 4. To feel 5. To join



ORIENTACIONES FINALES PARA LOS PADRES DE FAMILIA

Una vez su hijo o hija haya terminado las actividades de esta Guía, por favor hágale las siguientes preguntas que le permiten verificar el proceso de aprendizaje:

- ¿Cuál fue la actividad que más te gustó y cuál fue la actividad que te pareció más difícil?
- Enséñame cómo se dicen en inglés algunos deportes o hobbies que aprendiste.
- Cuéntame en inglés. ¿Qué se necesita para practicar Parkour?
- ¿Cuánto tiempo te tomó desarrollar toda la guía?
- ¿Qué recursos utilizaste?

AUTHOR(S)

AUTHOR(S)			
Name	Alejandro David Julio Rhenals	Jhonny Alberto Lemos Garcia	Gloria Inés Padilla Uribe
Email	asovacom@gmail.com	profexjhonny@gmail.com	gloinpa@gmail.com
School	IE Villa Santana	IE Fray Jose Joaquin Escobar	IE Villa Santana

LINKS OF IMAGENES

1. Image retrieved from https://www.freepik.es/vector-gratis/fondo-trucos-consejos-utiles-rapidos_10317860.htm#page=1&query=quick%20tips&position=22 with a free for commercial use license.
2. Image retrieved from https://www.freepik.es/foto-gratis/mujer-vista-lateral-escalada-costa_10424061.htm#page=1&query=escalar&position=4 with a free for commercial use license.
3. Image retrieved from https://www.freepik.es/foto-gratis/centrado-fuerte-deportivo-hombre-corriente-rapido-camino_1355658.htm with a free for commercial use license.
4. Image retrieved from https://www.freepik.es/foto-gratis/hombre-africano-saltando_2765984.htm#page=1&query=saltar&position=19 with a free for commercial use license.
5. Image retrieved from https://www.freepik.es/foto-gratis/mujer-vendaje-gasa-envuelto-alrededor-su-mano_3469625.htm#page=1&query=herir&position=13 with a free for commercial use license.
6. Image retrieved from https://www.freepik.es/foto-gratis/zapatos-deporte-que-ejecuta_1037928.htm#page=1&query=zapato%20deportivo&position=11 with a free for commercial use license.
7. Image retrieved from <https://pixabay.com/es/photos/avi%C3%B3n-juego-de-construcci%C3%B3n-hobby-1410627/> with a free for commercial use license.
8. Image retrieved from https://www.freepik.es/foto-gratis/seguro-empresario-guapo-traje-senalar-dedo_8080762.htm#page=1&query=confident&position=2 with a free for commercial use license.
9. Image retrieved from <https://pixabay.com/es/photos/modelo-karate-dinosaurio-5195791/> with a free for commercial use license.
10. Image retrieved from <https://pixabay.com/es/photos/frutas-naranja-apple-bayas-jugoso-3661159/> with a free for commercial use license.
11. Image retrieved from https://www.freepik.es/vector-gratis/fondo-trucos-consejos-utiles-rapidos_10317860.htm#page=1&query=quick%20tips&position=22 with a free for commercial use license.
12. Ministerio de Educación Nacional (n.d). English, please! 2 Fast Track. Bogotá D.C. – Colombia. Retrieved from www.colombiaaprende.edu.co/colombiabilingue.
13. Image retrieved from https://www.freepik.es/vector-gratis/fondo-trucos-consejos-utiles-rapidos_10317860.htm#page=1&query=quick%20tips&position=22 with a free for commercial use license.
14. Image retrieved from https://www.freepik.es/vector-gratis/fondo-trucos-consejos-utiles-rapidos_10317860.htm#page=1&query=quick%20tips&position=22 with a free for commercial use license.
15. Ministerio de Educación Nacional (n.d). English, please! 2 Fast Track. Bogotá D.C. – Colombia. Retrieved from www.colombiaaprende.edu.co/colombiabilingue.
16. Image retrieved from <https://pixabay.com/vectors/smiley-face-grin-smile-happy-icon-304270/> with a free for commercial use license.
17. Image retrieved from <https://pixabay.com/vectors/smiley-emoticon-happy-face-icon-1635449/> with a free for commercial use license.
18. Image retrieved from <https://pixabay.com/vectors/smiley-emoticon-undecided-unsure-1635455/> with a free for commercial use license.