



## "BEYOND THE CLASSROOM" ENGLISH SELF-STUDY GUIDE

School

City

Teacher's name

Student's name

Grade

10th

Level

A2

### ORIENTACIONES PARA LOS PADRES DE FAMILIA

Estimados padres de familia a continuación ustedes encontrarán las orientaciones y los pasos necesarios para continuar el trabajo autónomo en el área inglés, para este momento de trabajo en casa debido a la situación excepcional que se está viviendo. Esta guía se diseñó para que su hijo o hija repasará e incorporará vocabulario y estructuras importantes para hablar sobre su experiencia y conocimiento de la diversidad natural en Colombia. El tiempo requerido para desarrollar la guía es de dos horas. Las actividades planteadas se encuentran en la unidad 8 del módulo 4 "**Our National Environment**" del libro "**English Please No. 2**". Este material está disponible en la página web de Colombia aprende, (<http://aprende.colombiaaprende.edu.co/>). Para aquellos estudiantes que tienen problemas de conectividad encontrarán el material mencionado anteriormente al final de esta guía.

**Actividad No.1:** Este ejercicio permite relacionar y asociar palabras claves y sus definiciones acerca del medio ambiente, cultura y ecoturismo en Colombia.

**Actividad No.2:** Este ejercicio permite al estudiante emplear estrategias de lectura para encontrar información no explícita en el texto (Lectura inferencial) y dar respuesta a los interrogantes planteados. Página 153 ejercicio 3 y 4.

**Actividad No.3:** Estos ejercicios permiten que el estudiante elija una palabra que de acuerdo con su uso complete correctamente un texto determinado. Página 154 ejercicios 6,7 y 8.

**Actividad No.4:** Este ejercicio permite al estudiante identificar la manera en la cual puede expresar sus experiencias personales y con el turismo ecológico en Colombia, así como identificar las intenciones de los hablantes en sobre este tema. Página 154 ejercicio 10.

**Actividad No.5:** Este ejercicio busca que el estudiante describa una experiencia personal en un lugar relacionado con la naturaleza. Para esto deberá contestar unas preguntas específicas planteadas por las docentes. Para esta actividad se tomará como ejemplo la lectura de la página 153.



## WELCOME TO THIS SELF-STUDY GUIDE

This English self-study guide will help you to reinforce and improve your English skills to talk about your experiences with nature, culture and tourism. The chosen activities are related to practicing the present perfect tense in the book English Please No. 2 Module 8. The first activity is related to the vocabulary about tourism and nature. Then in activities 2,3 and 4 you can improve your reading and listening skills, and finally through the fifth activity you will share a real experience you have had with nature. The main objective of this self guide is review and practice the present perfect tense.

Topic	Skill(s)	Grammar	Vocabulary	Function(s)
Colombia: A natural and cultural paradise .	Reading listening writing	Present perfect Present perfect adverbs (yet / just/ already)	Holidays adjectives landscapes Extreme sports	Talking about personal experiences with nature, holidays and extreme sports.

## GET READY

<b>Study time needed:</b> <b>3 hour</b>	<b>Resources:</b> - <i>English Please 2 (PDF)</i> - - <a href="#">English Please audio No 46</a> - <i>English dictionary-notebook-Pencil-</i> - <i>Blog page</i>	<b>Textbooks Links:</b> <a href="#">English, Please! Student's book 2</a>
--	--	--

## LEARNING OBJECTIVES

*What will you learn/practise/reinforce with these activities?*

- To use the present perfect to talk about personal experiences.
- To establish yet/ already / just uses as adverbs in present perfect.

## LEARNING STRATEGIES

*What can you do to achieve the objectives?*

- Read carefully all the given instructions and the highlighted examples.
- Use your personal dictionary or use the web suggested one to get acquainted with new words.
- Read the text and find out the main topic without using the dictionary.
- Listen to the audio as many times as you need.
- Write down some ideas about the topic you want to talk about.
- Look at the example blog you have on the textbook to write down your own experience.
- Post your blog.




## ACTIVITIES

### 1. LANGUAGE TASKS (1 hour)

#### • Vocabulary

□ Check the vocabulary on the module 4 "OUR NATURAL ENVIRONMENT" from your English Book "English Please 2" and solve the following crossword (you can find this activity in your English Book "English Please 2" page 152)



1. A Small River.
2. La Chorrera is a.....
3. When the air or water is dirty.
4. Plants that farmers grow
5. A place you can take your tent.
6. Animals in their natural habitat.
7. A rainforest mammal that moves extremely slowly.
8. Waste that people drop on the street.
9. A holiday on a large ship. 10. Removing trees of an area of land
11. A group of indigenous people.



• **Grammar function**

□ Look at the sentences from the blog and complete the rules using the words **already / still / yet** (you can find this activity in your English Book "English Please 2" page 154)

- We use \_\_\_\_\_ with the present perfect to say something has happened, often when it happened sooner than we expected.
- We use \_\_\_\_\_ and \_\_\_\_\_ with the present perfect to say something hasn't happened but we think it will happen.
- We use \_\_\_\_\_ after have in an affirmative sentence.
- We use \_\_\_\_\_ before "have" in a negative sentence.
- We use YET at the end of a negative sentence.

□ Rewrite the sentences about Lei. Put the adverbs in brackets in the correct place. (you can find this activity in your English Book "English Please 2" page 154)

- Lei hasn't been to San Andrés Island. (**Still**)

\_\_\_\_\_

- She has done some extreme sports. (**already**)

\_\_\_\_\_

- She hasn't seen the Caribbean sea. (**yet**)

\_\_\_\_\_

□ Think about your experiences in Colombia. Write sentences using the words. Include **already, still or yet** in each sentence. (you can find this activity in your English Book "English Please 2" page 154)

**Example:** I haven't travelled to caribbean coast yet.

- I / travel to the Caribbean coast

\_\_\_\_\_

- My father / go to Parque del Café

\_\_\_\_\_

- I / visit the Gold Museum in Bogotá

\_\_\_\_\_

- My friends / Stay in a cottage

\_\_\_\_\_




e. My English teacher / see a waterfall

f. My mother / ride a bike

## 2. SKILLS TASKS (1 hour)

- Reading comprehension (Read the blog carefully)

□ Lei is an exchange student from China. She has spent ten months in Colombia. Read her blog and match the pictures to her travelling experiences. (you can find this activity in your English Book "English Please 2" page 153)



### A Chinese girl in paradise

I came to Colombia in February. Ibagué, the city I moved to, is very small, so I decided to go travelling. I've already seen a lot of stunning places in this wonderful country.

1. I've visited some national parks. First, I went to Cocora Valley in the Los Nevados National Park where I went horse riding and trekking. The tall wax palm trees were spectacular! However, I was a bit sad to see the deforestation there. It's a paradise and I don't understand why people treat it like that.
2. I've seen and touched some native animals ... I even held a snake in Amacayacu National Park in Amazonas. That was incredible! The indigenous people there were really nice and I loved the rainforest.
3. I also visited El Gallineral park in Santander. I went paragliding there. It was unforgettable! Those parks were great, but I still haven't been to Tayrona National Park. I'm going there next month before I fly back to China.
4. I also did a weekend farm stay in Quindío. I picked coffee beans and bananas, and I stayed in a rustic wooden cabin with no bathroom!
5. I've seen some of Colombia's big cities, too. I loved the landscape in El Peñón de Guatapé near Medellín but I haven't been to Cali yet. But I've already been to Bogotá, where I visited a lot of museums and went sightseeing.

#### Glossary

- stunning: *impresionante*
- however: *sin embargo*
- treat: *tratar*
- unforgettable: *inolvidable*
- coffee beans: *granos de café*

Picture	a				
Paragraph	2				

Read again the blog and answer the questions (you can find this activity in your English Book "English Please 2" page 153)

a. What's lei's opinion about Colombia?

\_\_\_\_\_

b. Which extreme activity has she done in our country?

\_\_\_\_\_

c. What is she planning to do before going back to her country?

\_\_\_\_\_

● **Listening activity.** (Check how people emphasize about their experiences)

Listen some people talking about their experiences in Colombia. Which person/people mention the following things? Write their names. (you can find this activity in your English Book "English Please 2" page 153) you can find the audio in the following youtube link or in the Colombia Aprende web page:

<https://www.youtube.com/watch?v=AIQWv2VYnes&feature=youtu.be>

a. Inigenous people \_\_\_\_\_

e. Temperatures \_\_\_\_\_

b. Food \_\_\_\_\_

f. Souvenirs \_\_\_\_\_

c. Staying with local people \_\_\_\_\_

g. Saving money \_\_\_\_\_

d. Transport \_\_\_\_\_

h. The Colombian Economy **Francesco**

**3. ASSESSMENT TASKS** (1 hour)

In this activity students will share an experience with nature through The blog: <https://integradoenglishbetter.blogspot.com/>. For doing this writing tasks the students must try answering the following questions:

- Where did you go?
- Who did you go with?
- What did you do?
- What kind fauna and flora could you see?
- Wow did you get that place?
- Did you enjoy your experience? why?

**PEER ASSESSMENT**




As a final activity you should read at least three classmates' experiences and express your opinion about what you read taking into account the following chart:

You like it a lot	
-------------------	--



You like it	
You don't understand the experience	

**CHECK YOUR PROGRESS!!!**

How do you feel about your job?	 4*	 5*	 6*
	Very well	Quite well	With difficulty
I can learn many words related to tourism, culture and nature			
I can express my personal experiences through present perfect.			
I can include adverbs in order to express my experiences			
I can understand other's personal experiences			

**THIS IS THE END**

My dear student, you have just done an amazing job. It's so glad to see you can talk about your experiences using the structures and vocabulary given. Don't forget to keep working hard to improve your different skills by practising and using "**App B1 the challenge**". remember English is fun and it helps us to share our ideas, knowledge and experiences.



## USEFUL RESOURCES

Optional web dictionary

<https://www.wordreference.com/es/>

Audio

<https://www.youtube.com/watch?v=AIQWv2VYnes&feature=youtu.be>

Book

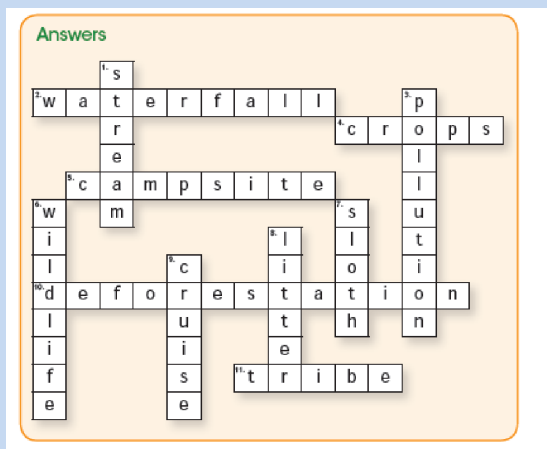
[https://aprende.colombiaaprende.edu.co/sites/default/files/naspublic/colombiabilingue/ep\\_sb/ook/student\\_ep2.pdf](https://aprende.colombiaaprende.edu.co/sites/default/files/naspublic/colombiabilingue/ep_sb/ook/student_ep2.pdf)

Blog

<https://integradoenenglishbetter.blogspot.com/>

### ANSWER KEY

#### 1. LANGUAGE TASK



#### Answers

- a already
- b still, yet
- c already
- d still
- e yet

#### b. Grammar function

#### Answers

- a Lei still hasn't been to San Andrés Island.
- b She has already done some extreme exports.
- c She hasn't seen the Caribbean sea yet.

#### 2. SKILL TASKS

a. Reading

#### Answers

1 b 2 a 3 d 4 c 5 e

#### Answers

- a She thinks Colombia is a wonderful country.
- b She went paragliding.
- c She is going to Tayrona National Park.



b. Listening

**Answers**

- |             |             |
|-------------|-------------|
| a Ben       | e Sophie    |
| b Francesco | f Ben       |
| c Rosa      | g Rosa      |
| d Sophie    | h Francesco |

**3. ASSESSMENT TASK**

Example: I have not travelled a lot, but the best experience I have had with nature was in January 2018. That year I went to The eje Cafetero with my family, There I did different things at Parque Nacional del Cafe, I dressed up like a "recolectora de café" and rode on a black horse.....

**ORIENTACIONES FINALES PARA LOS PADRES DE FAMILIA**




Señor padre de familia cuando su hijo haya terminado la guía invítale a que le lea el blog que escribió y luego pídale que le cuente por qué decidió escribir sobre esa experiencia. Indague sobre los sitios naturales y las actividades que más le gusta hacer a su hijo (a) cuando viajan en familia. Y finalmente, pídale que le comente si tuvo alguna dificultad para la realización de esta guía.

**AUTHOR(S)**

Name	Pilar Velasco	Judith Cardona Gallego
Email	Rvelasco72@integradosoachagestion.edu.co	jcardona81@integradosoachagestion.edu.co
School	Integrado de Soacha	Integrado de Soacha



3. Lei is an exchange student from China. She has spent ten months in Colombia. Read her blog and match the pictures to her travelling experiences.



## A Chinese girl in paradise

I came to Colombia in February. Ibagué, the city I moved to, is very small, so I decided to go travelling. I've already seen a lot of stunning places in this wonderful country.

1. I've visited some national parks. First, I went to Cocora Valley in the Los Nevados National Park where I went horse riding and trekking. The tall wax palm trees were spectacular! However, I was a bit sad to see the deforestation there. It's a paradise and I don't understand why people treat it like that.
2. I've seen and touched some native animals ... I even held a snake in Amacayacu National Park in Amazonas. That was incredible! The indigenous people there were really nice and I loved the rainforest.
3. I also visited El Gallineral park in Santander. I went paragliding there. It was unforgettable! Those parks were great, but I still haven't been to Tayrona National Park. I'm going there next month before I fly back to China.
4. I also did a weekend farm stay in Quindío. I picked coffee beans and bananas, and I stayed in a rustic wooden cabin with no bathroom!
5. I've seen some of Colombia's big cities, too. I loved the landscape in El Peñón de Guatapé near Medellín but I haven't been to Cali yet. But I've already been to Bogotá, where I visited a lot of museums and went sightseeing.

### Glossary

- stunning: *impresionante*
- however: *sin embargo*
- treat: *tratar*
- unforgettable: *inolvidable*
- coffee beans: *granos de café*



# 8

## Lesson 8

### Focus on Language

6. Look at the sentences from the blog. Complete the rules using the words *already* / *still* / *yet*.

1. I still haven't been to Tayrona National Park.      3. I've already been to Bogotá  
2. I haven't been to Cali yet.

- a. We use \_\_\_\_\_ with the present perfect to say something has happened, often when it happened sooner than we expected.  
b. We use \_\_\_\_\_ and \_\_\_\_\_ with the present perfect to say something hasn't happened but we think it will happen.  
c. We use \_\_\_\_\_ after *have* in an affirmative sentence.  
d. We use \_\_\_\_\_ before *have* in a negative sentence.  
e. We use \_\_\_\_\_ at the end of a negative sentence.

7. Rewrite the sentences about Lei. Put the adverbs in brackets in the correct place.

- a. Lei hasn't been to San Andrés Island. (still)  
b. She has done some extreme sports. (already)  
c. She hasn't seen the Caribbean Sea. (yet)

8. Think about your experiences in Colombia. Write true sentences using the words. Include *already*, *still* or *yet* in each sentence.

*Example: I haven't travelled to the Caribbean coast yet.*

- a. I / travel to the Caribbean coast      d. My friends / stay in a cottage  
b. My father / go to Parque del Café      e. My English teacher / see a waterfall  
c. I / visit the Gold Museum in Bogotá      f. My mother / ride a horse



## LINKS OF IMAGENES

1. Ministerio de Educación Nacional (n.d). English, please! 2 Fast Track. Bogotá D.C. – Colombia.P 152. Retrieved from [www.colombiaaprende.edu.co/colombiabilingue](http://www.colombiaaprende.edu.co/colombiabilingue).
2. Ministerio de Educación Nacional (n.d). English, please! 2 Fast Track. Bogotá D.C. – Colombia.P 153. Retrieved from [www.colombiaaprende.edu.co/colombiabilingue](http://www.colombiaaprende.edu.co/colombiabilingue).
3. Image retrieved from <https://pixabay.com/vectors/icons-rodentia-icons-star-symbol-1293736/> with a free for commercial use license.
4. Image retrieved from <https://pixabay.com/vectors/smiley-face-grin-smile-happy-icon-304270/> with a free for commercial use license.
5. Image retrieved from <https://pixabay.com/vectors/smiley-emoticon-happy-face-icon-1635449/> with a free for commercial use license.
6. Image retrieved from <https://pixabay.com/vectors/smiley-emoticon-undecided-unsure-1635455/> with a free for commercial use license.
7. Ministerio de Educación Nacional (n.d). English, please! 2 Fast Track. Bogotá D.C. – Colombia.P 153. Retrieved from [www.colombiaaprende.edu.co/colombiabilingue](http://www.colombiaaprende.edu.co/colombiabilingue).
8. Ministerio de Educación Nacional (n.d). English, please! 2 Fast Track. Bogotá D.C. – Colombia.P 154. Retrieved from [www.colombiaaprende.edu.co/colombiabilingue](http://www.colombiaaprende.edu.co/colombiabilingue).