



"BEYOND THE CLASSROOM" ENGLISH SELF-STUDY GUIDE

School

City

Teacher's name

Student's name

Grade

10th

Level

A2

ORIENTACIONES PARA LOS PADRES DE FAMILIA

La presente guía para estudio en casa está diseñada para que su hij@ aprenda vocabulario nuevo acerca de los parques nacionales naturales, conocer un poco acerca de las instalaciones y señales, además de lo que algunas personas hacen allí. Como presentación, en grupo, creará su propio eco-parque, diseñará un póster o un anuncio, grabará una presentación, que los demás compañeros escucharán para ejercitar competencias como el habla, la escucha y la lectura en inglés. A continuación, se relacionan las actividades a trabajar:

Actividad 1: Su hij@ resolverá un crucigrama y asociará imágenes de acuerdo a lugares característicos de un parque natural.

Actividad 2: Comprensión de lectura para identificar los ítems verdaderos o falsos.

Actividad 3: Uso del lenguaje en donde se realizarán unas preguntas de seguimiento a la estructura del presente perfecto.

Actividad 4: ejercicios relacionados a las habilidades de producción (escritura y habla) con el fin de poner en práctica el vocabulario y la estructura trabajada.

Durante el desarrollo de la guía, se deberá utilizar los recursos asignados por el Ministerio de Educación y su programa Colombia Bilingüe, en este caso el libro English Please 2, Módulo 4, Unidad 1 lección 3 y Unidad 3 módulo 4, lección 8, páginas 132 y 154. Para los estudiantes que no tengan acceso a internet, se les entrega un pantallazo de las páginas a trabajar al final de esta guía. Al final, deberá realizar su auto-evaluación del aprendizaje y usted deberá hacerle unas preguntas que aparecen en la parte de orientaciones finales.

WELCOME TO THIS SELF-STUDY GUIDE

In this self study guide, you will learn about National parks in Colombia, new vocabulary about environment, practice reading comprehension, fauna and flora, eco-tourism and use English in context to communicate. In fact, you'll put into practice reading, writing and listening skills based on the English Please! Student's book 2, Module 4, Unit 1, lesson 3 and module 4, lesson 8, pages 132 and 154.



Topic	Skill(s)	Grammar	Vocabulary	Function(s)
Our natural environment: Natural National Parks in Colombia Eco-tourism	Writing, Reading, and speaking	Present perfect (Aff, Neg, Int form)	National Parks' facilities, Advertisements, signals.	Request information about national parks. Describe an eco-Park

GET READY

Study time needed: 1 hour and 30 minutes	Resources: <i>Notebook, English Please! 2 Student's book, cardboard, markers.</i>	Textbooks Links: <i>English Please 2, students book</i>
---------------------------------------------------------------	---------------------------------------------------------------------------------------------	-----------------------------------------------------------------------------------

LEARNING OBJECTIVES

LEARNING STRATEGIES

<p>What will you learn/practise/reinforce with these activities?</p> <ul style="list-style-type: none"> To use vocabulary about eco-parks in a real context To read, comprehend text and identify specific information To exercise on creativity and group work To learn about Colombian natural parks To encourage more tourists to come to your eco-park 	<p><i>What can you do to achieve the objectives?</i></p> <ul style="list-style-type: none"> Read the instructions for each activity Read and work on new vocabulary Enhance creativity and individual abilities Look for information and resources in order to prepare your presentation Study pronunciation in Google Translator or an online dictionary. Work and send the guide on time
---------------------------------------------------------------------------------------------------------------------------------------------------------------------------------------------------------------------------------------------------------------------------------------------------------------------------------------------------------------------------------------------------------------	--------------------------------------------------------------------------------------------------------------------------------------------------------------------------------------------------------------------------------------------------------------------------------------------------------------------------------------------------------------------------------------------------------------------------------------------------------

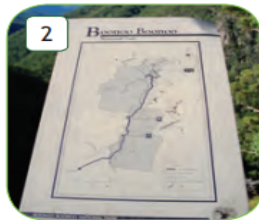


ACTIVITIES

1. VOCABULARY TASKS (15 minutes)

a. **Picture matching:** Write the correct word for facilities in a national park¹ according to the pictures. Look at the example.

Word Bank
 bench – bins – warning sign – footpath – kiosk – information board – guided walk – viewpoint – picnic table – pond



				Picnic table
--	--	--	--	---------------------



--	--	--	--	--

1*

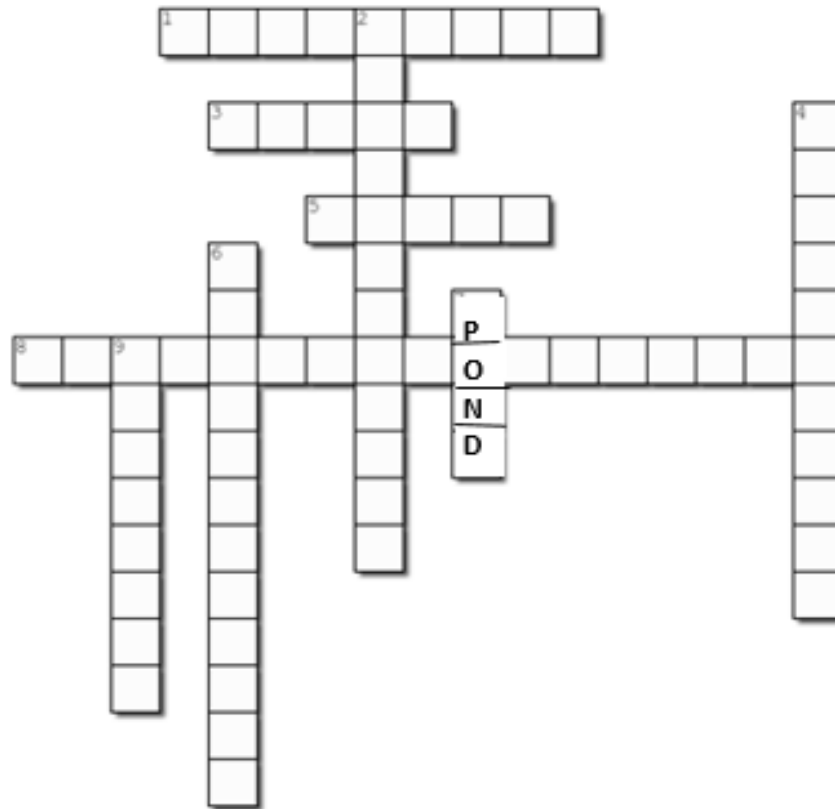
¹ Images taken from English please 2, student book fast track 10th grade



b. Then, solve the crossword with the facilities in a national park descriptions.

Name: _____

National Parks' facilities



Created using the Crossword Maker on TheTeachersCorner.net

Horizontal

1. This is a good place to take a photo.
3. This is a good place to have a rest.
5. You can buy food or water here, or get information
8. This gives you useful information about the park, such as a map

Vertical

2. This is a good place to stop for lunch
4. If you want to meet a local expert, this is a good option for you
6. This tells you about something dangerous.
7. Children can feed ducks and other birds here.
9. you shouldn't leave this during your visit to the park



2. READING TASKS (15 minutes)

a. Read about people who work on eco-projects in a national park². Write the number of the jobs with the texts.

1. walking guide leader

2. an artisan

3. an indigenous

<p>The park has been our home for hundreds of years. We have a kiosk in the park where visitors have learnt about our culture for years. We have worked with the local authorities since 2013.</p> <p>_____</p>	<p>I've worked in a national park since 2013. In my job, I share my knowledge about the geology of the park, its plant life, wildlife and natural habitats.</p> <p>_____</p>	<p>I have come to the park since 2013 to sell my products to visitors. I've also given workshops to local people for 3 years about how to make handicrafts from local, sustainable materials. Have you ever done any handicraft? _____</p>
----------------------------------------------------------------------------------------------------------------------------------------------------------------------------------------------------------------------------------------------------	-------------------------------------------------------------------------------------------------------------------------------------------------------------------------------------	------------------------------------------------------------------------------------------------------------------------------------------------------------------------------------------------------------------------------------------------------------------------

b. According to the people, are these sentences true (T) or false (F)?

1. The visitors learn how to make handicrafts in the kiosk (F)
2. walking guide shares his/her knowledge about wildlife and natural habits ()
3. They have worked with local authorities for hundreds of years ()
4. Indigenous people have lived in the park for hundreds of years ()
5. An artisan uses local and sustainable materials. ()

3. LANGUAGE TASKS (20 minutes)

a. Look at the highlighted words

1. What's the most repetitive word in these texts?
 - a. have/has
 - b. local
 - c. about
2. What's the form of the verb with the most repetitive of the highlighted words?
 - a. base form
 - b. Past simple
 - c. past participle
3. In the statement "Have you ever done any handicraft?" we use "have":
 - a. Before the subject
 - b. Before the verb
 - c. In the complement
4. In the statements "I've worked in a national park since 2013" and "The park has been our home for hundreds of years", these situations are:
 - a. finished actions
 - b. started in the past and are still true now
 - c. Future actions

² Adapted from English please 2, student book fast track 10th grade



b. Look these sentences and choose the correct options:

- . The national park has operated since 1977 .
- . You've worked as an eco-tourist guide for twelve years .
- . It's our newest route – it's been open for two weeks.

1. These situations are finished actions / started in the past and are still true now.
2. They are in the present perfect / present simple tense.
3. We use for / since to give the moment when the situation started.
4. We use for / since to give the duration of the situation.

c. Look at page 154 of your "English, please 2. Student book", do the activities 6 and 8 (you can find these exercises at the end of this learning guide)

These activities explain the meaning, form and use of:

- Present perfect _____
- Past perfect _____
- Future perfect _____

d. Write sentences from these words. Some of the sentences are questions. Include since, for, already, still or yet where appropriate.

- I/not /finish/ with my homework I haven't finished my homework
- where/she/ be/ Today? _____
- You/work/here/1997 _____
- We/visit/the national park/8 years _____
- She/not/be/ to San Andrés Island. _____
- I/be/ to Santander _____
- They/not/ travel/ to the Pacific coast/ _____

4. PRODUCTIVE SKILL TASKS (30 minutes)

a. WRITING TASKS

Without leaving home, agree with three classmates through WhatsApp or other social media in order to work in this project: **CREATE AN ECO-PARK**

1. Collect information about eco-parks in Colombia
2. Think about, How would your eco-park be like?
3. Think of facilities that also protect the environment or promote eco-tourism
4. What plans would you offer for visitors?
5. Which flora and fauna can be protected?



Prepare your presentation

Now, it is the time in order to encourage more tourists to come to your eco-park:

Activities

- Using the information that you and your group collect, write some short texts to describe your eco-park.
- Use persuasive language to encourage people to visit it.
- Check your writing carefully for grammar and spelling mistakes.
- Choose a creative title for it.
- In a very creative way, make a poster or design an advertisement

You have two options:

Option 1

Cardboard: You can draw, put photos, illustrations or stickers for your poster on cardboard, Stick it in a visible place within your house, take photos, and put them on your work.

2*




3*



Option 2

Technology: If you and your group decide, you can use powerpoint, templates of Canva, padlet or wix: Send the link with your work


4*









b.SPEAKING TASK:

- Practice your oral presentation to support your poster or advert, describing your eco-park.
- Make a video: Each of you has at least one minute of presentation, try not to read.
- Then, choose a "webmaster" between you in order to edit the video and send it via whatsapp or email.



5. ASSESSMENT TASK (10 minutes)

Tick (v) the option that shows what you can do, using the traffic light

<p><u>Skills</u></p>  <p>6*</p>	<p><u>I can do this</u></p> 	<p><u>I can do this with help</u></p> 	<p><u>I can do this with difficulty. I need to work more.</u></p> 
Use vocabulary about eco-parks in a real context.			
Read, comprehend text and identify specific information			
Exercise on creativity and group work			
Learn about Colombian natural parks			
To encourage more tourists to come to your eco-park			



THIS IS THE END

You have successfully completed all the activities in this self study guide. Congratulations! Now you can talk about national parks. Don't forget to keep on practicing the different skills it's really important to strenght your English level.

USEFUL RESOURCES

[English Please! Student's book](#)

<http://www.parquesnacionales.gov.co/portal/en/nattional-natural-parks-system/>

<https://www.canva.com/>

ANSWER KEY

1. VOCABULARY TASKS:

Picture matching

1. viewpoint 2 information board 3 pond 4 bins 5 picnic table 6 kiosk 7 guided walk 8 warning sign 9 footpath 10 bench

Crossword

1.viewpoint 3. bench 5. kiosk 8. Information board 2. picnic table 4. guided walk 6. warning sign 7. pond 9. footpath

2. READING TASKS

a. 3. 1. 2.

b. 1.F. 2. T. 3. F. 4. T. 5 T

3. LANGUAGE TASK

a. 1.a, 2.c, 3.a, 4.b.

b. 1. started in the past and are still true now. 2. They are in the present perfect.

3. Since 4. For

c. Present Perfect

d. Where has she been today?, you have worked here since 1997, we've visited the national park for 8 years, she still haven't been to San Andrés Island, I've already been to Santander, they haven't travelled to the Pacific coast yet.



ORIENTACIONES FINALES PARA LOS PADRES DE FAMILIA

Una vez su hijo (a) haya terminado de realizar esta guía, por favor hágale las siguientes preguntas que le permiten verificar el proceso de aprendizaje:

1. ¿Cuál fue la actividad que más te gustó y por qué?
2. ¿En cuál actividad tuviste mayores aciertos?
3. ¿Cuál actividad te pareció más difícil?
4. Enséñame qué vocabulario nuevo aprendiste
5. ¿Cuánto tiempo te tomó el desarrollo de la guía?
6. ¿Qué otros recursos utilizaste?

AUTHOR(S)

Name	DAISY VIVIANA MONTILLA GONZALEZ	TATIANA PAULA LOZANO AMAYA
Email	montillaviviana@iemlcgs.com	tatianitagirardot@gmail.com
School	IEM Luis Carlos Galán Sarmiento	IE Policarpa Salavarrieta



Annex "English, Please! 2. Student book", page 132

3


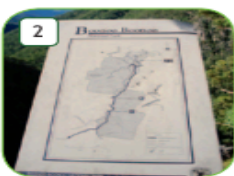
Lesson 3

Focus on Vocabulary

Get Ready!

1. Look at the words for facilities in a national park. Match them to the pictures.

bench - bins - warning sign - footpath - kiosk - information board - guided walk - viewpoint - picnic table - pond



7*

2. Think of a park or national park near your home. Which facilities does it have?

3. Complete the definitions with words from exercise 1.



- a. This tells you about something dangerous.
- b. This is a good place to take a photo.
- c. You can put your rubbish or recycling here.
- d. This is a good place to have a rest.
- e. This is a good place to stop for lunch.
- f. You can buy food or water here, or get information.
- g. If you want to meet a local expert, this is a good option for you.
- h. Children can feed ducks and other birds here.
- i. This gives you useful information about the park, such as a map.
- j. You shouldn't leave this during your visit to the park.



Annex "English, Please! 2. Student book", page 154

8

Lesson 8

Focus on Language

6. Look at the sentences from the blog. Complete the rules using the words *already / still / yet*.

1. I still haven't been to Tayrona National Park. 3. I've already been to Bogotá
2. I haven't been to Cali yet.

- a. We use _____ with the present perfect to say something has happened, often when it happened sooner than we expected.
b. We use _____ and _____ with the present perfect to say something hasn't happened but we think it will happen.
c. We use _____ after *have* in an affirmative sentence.
d. We use _____ before *have* in a negative sentence.
e. We use _____ at the end of a negative sentence.

7. Rewrite the sentences about Lei. Put the adverbs in brackets in the correct place.

- a. Lei hasn't been to San Andrés Island. (still)
b. She has done some extreme sports. (already)
c. She hasn't seen the Caribbean Sea. (yet)

8. Think about your experiences in Colombia. Write true sentences using the words. Include *already, still* or *yet* in each sentence.

Example: I haven't travelled to the Caribbean coast yet.

- a. I / travel to the Caribbean coast d. My friends / stay in a cottage
b. My father / go to Parque del Café e. My English teacher / see a waterfall
c. I / visit the Gold Museum in Bogotá f. My mother / ride a horse



LINKS OF IMAGENES

1. Ministerio de Educación Nacional (n.d). English, please! 2 Fast Track. Bogotá D.C.– Colombia.P 132. Retrieved from www.colombiaaprende.edu.co/colombiabilingue.
2. Image retrieved from <https://pixabay.com/illustrations/business-woman-standing-behind-3035411/> with a free for commercial use license.
3. Image retrieved from <https://pixabay.com/illustrations/smartphone-hand-photomontage-faces-1445489/> with a free for commercial use license.
4. Image retrieved from <https://pixabay.com/vectors/email-email-marketing-newsletter-4284157/> with a free for commercial use license.
5. Image retrieved from <https://pixabay.com/illustrations/man-businessman-success-happy-1600959/> with a free for commercial use license.
6. Image retrieved from Image retrieved from <https://pixabay.com/illustrations/list-icon-symbol-paper-sign-flat-2389219/> with a free for commercial use license.
7. Ministerio de Educación Nacional (n.d). English, please! 2 Fast Track. Bogotá D.C.– Colombia.P 132. Retrieved from www.colombiaaprende.edu.co/colombiabilingue.
8. Ministerio de Educación Nacional (n.d). English, please! 2 Fast Track. Bogotá D.C.– Colombia.P 154. Retrieved from www.colombiaaprende.edu.co/colombiabilingue.