



“BEYOND THE CLASSROOM” ENGLISH SELF-STUDY GUIDE

School

City

Teacher’s name

Student’s name

Grade

10th

Level

A2

ORIENTACIONES PARA LOS PADRES DE FAMILIA

Esta guía de aprendizaje de inglés para el trabajo en casa se elaboró con el fin de ayudar a su hijo (a) a repasar el vocabulario sobre herramientas, materiales y ropa necesaria para una salida a acampar, y así formular de forma escrita posibles acciones que pueden llevarse a cabo durante un viaje de campamento. Su hijo (a) deberá dedicar aproximadamente 2 horas para desarrollar toda la guía. Las actividades aquí descritas se relacionan con la página 35 del libro English Please 2, que está disponible en la plataforma Colombia Aprende. Se adjuntan las páginas del libro al final de la guía para quienes no tienen acceso a internet.

- La actividad 1 son dos ejercicios de práctica del vocabulario sobre las herramientas y materiales necesarios para ir de campamento.
- La actividad 2 se trata de leer un texto para comprender la información necesaria acerca de ser un Scout.
- La actividad 3 es una serie de ejercicios que incluyen un audio para analizar cómo se usa el condicional cero y así poder practicar la estructura para hablar acerca de posibles acciones que pueden suceder en un campamento.
- La actividad 4 tiene como objetivo que comprendan y apliquen el zero conditional en situaciones de la vida cotidiana.
- La actividad 5 se trata de imaginar que el estudiante está organizando un campamento Scout y diseñar un folleto donde invite a sus compañeros a hacer parte del mismo.
- Por último, la actividad 6 es para que su hijo(a) haga la autoevaluación de su aprendizaje.

Además, se ofrecen ejemplos de las actividades, las respuestas correctas y recursos de apoyo adicionales. Agradecemos su colaboración supervisando el desarrollo de las actividades indicadas. Al final, ustedes encontrarán una serie de preguntas de verificación de lo que su hijo(a) aprendió mediante la realización de esta guía.

WELCOME TO THIS SELF-STUDY GUIDE

This English self-study guide helps you practice to describe how to spend time well in written form. All the activities are related to the topic of spending time well presented in English Please 2 Student Book Module 1 Lesson 7. It starts with some vocabulary revision activities. Then, you have to make some reading activity to comprehend some knowledge about Scouting. After that, you have to do some listening activities and answer some questions about the language used to talk about real possibilities. You will end up making a brochure to show that you can talk about real possibilities in a camping trip.

Topic	Skill(s)	Grammar	Vocabulary	Function(s)
Spending Time well	Reading and Listening	Zero Conditional	Equipment for Camping	Talking about real possibilities

GET READY

Study time needed: 2 hours	Resources: <i>English Dictionary, Mobile phone, English Please 2 pdf book, notebook, pencil</i>	Textbooks Links: - <i>English Please 2 Book, Page 35 exercises 5 and 6, page 36 exercise 9</i> https://d3rhaqd7pe5pkw.cloudfront.net/English%20Please/Student%20Book%2010%20ENGLISH PLEASE 10 STUDENT BOOK.pdf
---	---	---

LEARNING OBJECTIVES	LEARNING STRATEGIES
---------------------	---------------------


<p><i>What will you learn/practise/reinforce with these activities?</i></p> <ul style="list-style-type: none"> To practice vocabulary related to useful equipment for camping. To infer the main idea of each paragraph in a text about camping. To describe situations that are always true, using the zero conditional. 	<p><i>What can you do to achieve the objectives?</i></p> <ul style="list-style-type: none"> Read the instructions for each task. Look at the examples given. Use a free dictionary app to listen to the pronunciation of new vocabulary. Use the dictionary only if absolutely necessary. Do not use translation. Try to use your prior knowledge to infer the meaning. For the listening task, read the questions carefully. Then, listen to the audios at least twice before answering the questions.
--	--





ACTIVITIES

1. VOCABULARY TASKS (10 minutes)

a. Read the sentences below describing an action, object or animal and then write the corresponding word described in the crossword. The pictures could help you guess. Follow the example given.

1 

2 

3 

Across

1. A pair of tubes with glass lenses to see things far away more clearly.
2. A piece of plastic or metal that is worn on clothes to indicate membership.
3. A structure fixed to the ground with ropes and used as a cover to sleep under.
4. A large, strong wild mammal with thick fur coat that lives in cold regions.
5. The sport or activity going up over mountains, hills, or rocks.

Down

1. A fire is made outside, especially by people who are staying in tents.
2. the activity of going for long walks, especially across country.
3. A long reptile with a long body and no legs that has a venomous bite.

b. Unscramble the words (1 to 8) and write the correct form of the word in front of each. Follow the example.

1. ICFAPMRE = _____

2. DGBAE = **BADGE**

3. CSLUAOBIRN = _____

4. ETNT = _____

5. KNAES = _____

6. NMLBCIIG = _____

7. NIHKG = _____

8. BRAE = _____


2. READING TASKS (15 minutes)

A. Open your "English Please Book" on page 35, Exercise 5. "What is scouting?".

B. Look at the picture from the text and answer the following questions:

What can you see in the pictures? _____

What do you think the text is about? _____



WHAT IS SCOUTING?

4

1
Scouting is an international ¹_____. It started in 1907 when British soldier Robert Baden-Powell took a group of boys and trained them in ²_____ skills. After that, he wrote his book *Scouting for boys*, which became very popular. Boys created their own groups and practised the ideas in the book.

2
Lots of people were interested in the idea, so in 1908, Baden-Powell started the official Scouting movement. More and more boys of all different ages wanted to join, so three different age groups were created: Beavers and Cubs for younger boys, and Scouts for teenagers. In 1910, girls could join their own group - the Girl Guides.

3
Scouting gives young people the opportunity to have fun and improve their life skills. They train in physical activities, such as climbing, hiking, camping and water sports. But they also learn social skills, and ³_____ activities which help them to develop spiritually and intellectually. Being a Scout or a Girl Guide is about being a ⁴_____ in the modern world.

4
You can recognise a Scout or Girl Guide easily. They wear different clothes in different countries, but they usually wear a khaki, green or blue ⁵_____ with a shirt, shorts and a tie. They often wear ⁶_____, too. They earn these when they learn a new skill, or gain experience in a new activity.

Read the text "What is scouting" and answer the questions below:

A. Read the glossary on the page book and answer:
 Which word from the glossary is gap number 1 and 2?

B. Write the main idea of the last two paragraphs:





Paragraph 3:

Paragraph 4:

1. Grammar task and tip (10 minutes)

Remember the importance of implementing the zero conditional at the moment of talking about facts or things in general that are generally true. For example:

If you complete this interesting Learning guide yourself, **you can continue** reinforcing your English level. Follow this tip:

ZERO CONDITIONAL		
 <p>Structure</p>	<p>IF + Present simple, ... Present simple</p>	
 <p>Usage</p>	<p>To talk about things that are always true. For example, scientific facts.</p>	



If you **freeze** water, it **turns** into ice.

If you **heat** water at 100 D, it **boils**.

A. match the conditions in column **A** with the correct sentence in column **B**:

A

B

- | | | |
|---|-----|--|
| 1) If you start the day with a good breakfast... | () | a) you have to improve your life skills. |
| 2) If you don't drink enough water... | () | b) you have lots of energy all day. |
| 3) If you stay in the sun all day without any protection... | () | c) they can bite strangers. |
| 4) If dogs are scared... | () | d) you can become dehydrated. |
| 5) If you want to be a good scout... | () | e) you can get a heat stroke. |

B. Complete the sentences, making true statements about yourself. Use the Zero Conditional.

Examples: If I go to bed too late, I'm sleepy the whole next day.
If I feel depressed, I eat chocolate.

- a. _____, I get angry.
- b. If you talk to me early in the morning, _____.
- c. _____, I usually hurry up!
- d. If I don't do my homework, _____.
- e. _____, I always try to help.




5. WRITING TASKS (20 minutes)

a. Imagine you are organizing a Scout Camping Trip. Decide the following things about it:

- What is the name of your camp?
- What activities are there: in the morning? in the afternoon? in the evening?
- Where are people going to sleep?
- What special activities are there at night or at the weekend?
- What equipment do people need to bring?

b. Design a brochure for your Scout Camping Trip to invite your classmates to join your camping. Consider the activities you mentioned in the previous exercise. Use Zero conditional and the vocabulary from the guide to catch your partners' attention. Feel free to expand your vocabulary.

6. SELF-ASSESSMENT TASKS (5 minutes)

Check your progress	5	6	7	Discuss with your parents then answer the questions below
				
	Very well	Quite well	With difficulty	
I can identify vocabulary related to camping.				How many words did you learn?
I can write the main idea of a text about scouting.				
I can listen and complete the result of a given hypothesis.				What can you tell your parents about scouting?

THIS IS THE END

Congratulations! You can do amazing things. Continue practicing the vocabulary about equipment for camping and how to talk about possible actions when camping. You can check the useful resources as well. Finally, keep practicing and use what you learnt in your daily life.

USEFUL RESOURCES

English Dictionary

<https://dictionary.cambridge.org/es/diccionario/ingles/total>

Zero Conditional

<https://www.perfect-english-grammar.com/zero-conditional.html>

<https://www.youtube.com/watch?v=PDtUTAwMGDQ>

ANSWER KEY

1. Vocabulary Tasks

a. Across 1.binoculars, 2.badge, 3.tent, 4. bear, 5.climbing. **Down** 1. Campfire, 2. Hiking, 3. Snake.

b. 1.Campfire, 2. Badge, 3. Binoculars, 4. Tent, 5. Snake, 6. Climbing, 7. Hiking, 8. Bear.

2. Reading Task

h. Paragraph 3: (Possible answer)

Scouting teaches young people how to improve their life skills while having fun.

Paragraph 4: (Possible answer)

A Scout or Guide girl can be easily recognised because of her clothes.

4. Grammar Task:

- | | |
|---|-----|
| 1) If you start the day with a good breakfast... | (b) |
| 2) If you don't drink enough water... | (d) |
| 3) If you stay in the sun all day without any protection... | (e) |
| 4) If dogs are scared... | (c) |
| 5) If you want to be a good scout... | (a) |

5. Writing Task: answers may vary.

ORIENTACIONES FINALES PARA LOS PADRES DE FAMILIA

Una vez su hijo (a) haya terminado las actividades de esta guía, por favor hágale las siguientes preguntas que le permiten verificar el proceso de aprendizaje.

- ¿Cuál fue la actividad que más te gustó y cuál fue la actividad que te pareció más difícil?
- ¿Cómo se dicen en inglés algunas herramientas de las que aprendiste?
- ¿Cómo se habla de acciones posibles en inglés? Realiza un ejemplo.
- ¿Cuánto tiempo te tomó desarrollar toda la guía?
- ¿Qué recursos utilizaste?

AUTHOR(S)

Name	John Jorge Ortega Sabas	Martha Milena Rodelo Barroso	Liceth Karine Oyola Gamboa
Email	jojoorsa_1@hotmail.com	mrodelo12@gmail.com	licetho@hotmail.com
School	I.E. Belén	I.E. San Jorge	I.E. Nuestra Señora de la Candelaria



Read

4. Work with a partner. Answer the following questions about Scouting.

- a. Are you a Scout, or do you know one?
- b. What do you think Scouts do?
- c. Would you like to be a Scout? Why? / Why not?

5. Read the text about Scouting. Use the words in the glossary to complete the text.



WHAT IS SCOUTING?

1 Scouting is an international _____ . It started in 1907 when British soldier Robert Baden-Powell took a group of boys and trained them in _____ skills. After that, he wrote his book *Scouting for boys*, which became very popular. Boys created their own groups and practised the ideas in the book.

2 Lots of people were interested in the idea, so in 1908, Baden-Powell started the official Scouting movement. More and more boys of all different ages wanted to join, so three different age groups were created: Beavers and Cubs for younger boys, and Scouts for teenagers. In 1910, girls could join their own group - the Girl Guides.

3 Scouting gives young people the opportunity to have fun and improve their life skills. They train in physical activities, such as climbing, hiking, camping and water sports. But they also learn social skills, and _____ activities which help them to develop spiritually and intellectually. Being a Scout or a Girl Guide is about being a _____ in the modern world.

4 You can recognise a Scout or Girl Guide easily. They wear different clothes in different countries, but they usually wear a khaki, green or blue _____ with a shirt, shorts and a tie. They often wear _____, too. They earn these when they learn a new skill, or gain experience in a new activity.

Glossary

- uniform: *uniforme*
- badges: *insignia*
- leader: *lider*
- movement: *movimiento*
- survival: *supervivencia*
- take part in: *participar*

6. Which question best matches each paragraph in the text.

- a. What do Scouts look like?
- b. How did Scouting begin?
- c. What do Scouts do, and why?
- d. How did Scouting develop?



7

Lesson 7



Listen

7. Imagine you're going to go hiking in the forest. What problems or dangers can you think of? Make a list.
- 12 8. Listen to a Scout leader talking about a hiking trip. Do you hear your ideas from exercise 7?
- 12 9. Listen again and complete the sentences.
- If snakes aren't scared, they don't _____.
 - If bears smell food, they _____!
 - If you stay in the water a long time, your body loses _____ and it's difficult to swim.
 - If they bite you, it's _____ and you can get ill.



Focus on Language

10. Read the sentences in exercise 9 and choose the correct option.
- These sentences talk about an imaginary situation / something that is always true.
 - We use present simple / past simple after *if*.
 - We use present simple / past simple in the other part of the sentence.
 - This is called zero / first conditional.
11. Complete the sentences using the zero conditional. Compare your ideas with a partner.

Example: If you start the day with a good breakfast, you have lots of energy all day.

If you start the day with a good breakfast, ...

If dogs are scared, ...

If you don't drink enough water, ...

If you don't sleep well, ...

If there is a forest fire, ...

If a mosquito bites you, ...

If you stay in the sun all day without any protection, ...





LINKS OF IMAGES

1. Image retrieved from <https://pixabay.com/es/vectors/animales-oso-brown-cachorro-lindo-160462/> with a free for commercial use license.
2. Image retrieved from <https://pixabay.com/es/vectors/cascabel-serpiente-animales-reptil-159135/> with a free for commercial use license.
3. Image retrieved from <https://pixabay.com/es/vectors/tienda-acamparon-naturaleza-ocio-312554/> with a free for commercial use license.
4. Ministerio de Educación Nacional (2016). English Please! 10th Grade. Bogotá D.C. – Colombia. P. 35. Retrieved from www.colombiaaprende.edu.co/colombiabilingue
5. Image retrieved from <https://pixabay.com/es/vectors/wink-smiley-feliz-sonrisa-amarillo-98461/> with a free for commercial use license.
6. Image retrieved from <https://pixabay.com/es/vectors/sonrisa-smiley-feliz-amarillo-cara-98458/> with a free for commercial use license.
7. Image retrieved from <https://pixabay.com/es/vectors/triste-infeliz-lo-siento-sombr%C3%ADo-98457/> with a free for commercial use license.
8. Ministerio de Educación Nacional (2016). English Please! 10th Grade. Bogotá D.C. – Colombia. P. 35. Retrieved from www.colombiaaprende.edu.co/colombiabilingue
9. Ministerio de Educación Nacional (2016). English Please! 10th Grade. Bogotá D.C. – Colombia. P. 36. Retrieved from www.colombiaaprende.edu.co/colombiabilingue