



## "BEYOND THE CLASSROOM" ENGLISH SELF-STUDY GUIDE

School

City

Teacher's name

Student's name

Grade

11th

Level

A2

### ORIENTACIONES PARA LOS PADRES DE FAMILIA

Esta guía de aprendizaje de inglés para el trabajo en casa se diseñó con el fin de permitir que su hijo (a) aprenda y repase el vocabulario relacionado con los verbos modales, expresar su opinión sobre temas definidos, expresar sus acuerdos y desacuerdos, justificar sus puntos de vista y defender una posición con argumentos válidos. Para ello, deberá realizar el crucigrama de Educaplay (parte a) y luego deberá unir las palabras con su respectivo significado (parte b). Para realizar toda la guía deberá destinar aproximadamente dos horas. Luego, deberá tomar el libro English Please 3 Student's book (libro del estudiante), el cual se encuentra disponible en la plataforma Colombia Aprende en su sección Colombia Bilingüe y abrir la página 65 y realizar los ejercicios 5 y 6. Para quienes no disponen de internet, se adjunta la página del libro al final de la guía. Dicha actividad le brinda la posibilidad a su hijo (a) de conocer nuevo vocabulario y relacionarlo con el contexto social además de ejercitar su comprensión lectora en inglés.

En la siguiente actividad puede ayudar a su hijo (a) a buscar cualquier marca de productos en el mercado, grabar un video o audio explicativo de ella y enviarlo a sus compañeros de clase a través del grupo de Whatsapp . Posteriormente, su hijo (a) deberá escoger tres videos y llenar el cuadro (parte c) con información específica de lo expuesto por sus compañeros. Seguidamente, deberá escoger el mejor video en donde estén claras las instrucciones, cometa menos errores de pronunciación y el más interesante y divertido de escuchar (b).

Por último, el estudiante debe escoger un objeto de su casa que le pertenezca, diseñar su propia marca y un logo. De esta manera, puede ayudarlo con esto en casa consecutivamente su hijo debe convencer al resto de la clase para comprar el producto por medio de un ejercicio de escritura utilizando los modales (can and should) y los conectores de secuencia. Procure que su hijo (a) utilice el vocabulario visto y los verbos modales trabajados en la presente guía de aprendizaje.

### WELCOME TO THIS SELF-STUDY GUIDE

This self-study guide will help you to follow instructions in a written form. Some activities are related to the English Please 3 Student's Book Module 2, Unit 2 that will help you to reinforce the vocabulary related to advertisements, modal verbs: can, should, could and to show your creativity and ability to convince others.

Topic	Skill(s)	Grammar	Vocabulary	Function(s)
The influence of images in the world	Speaking, reading, listening, writing	Modal verbs: can, should	Advertisements and sequence words	Express opinions on defined topics. Justify points of view.

### GET READY

<b>Study time needed:</b>  <b>2 hours</b>	<b>Resources:</b> Pictures, logos. Educaplay platform, Worksheets, Audios, worksheets, cellphones, web pages.	<b>Textbooks Links:</b> <a href="#">English Please! 3 Student's book pages 65</a>
---	--	--

LEARNING OBJECTIVES	LEARNING STRATEGIES
---------------------	---------------------

<p><i>What will you learn/practise/reinforce with these activities?</i></p> <ul style="list-style-type: none"> <li>To integrate speaking, vocabulary-reading, listening and writing to provide complete language skills.</li> <li>To describe, introduce, classify, infer, contrast and argue basic information about topics of their interest.</li> <li>To describe a product using modals verbs.</li> </ul>	<p><i>What can you do to achieve the objectives?</i></p> <ul style="list-style-type: none"> <li>Activate students' prior knowledge about advertisements</li> <li>Infer and describe pictures and brands in relation to different advertisements</li> <li>Introduce and reinforce vocabulary</li> <li>Identify four different kinds of advertisements through a reading passage</li> <li>Practice listening skills based on different advertisements</li> <li>Design and create an advertisement for a product.</li> </ul>
---	---

ACTIVITIES

1. LANGUAGE TASKS (25 minutes)

a. Find the new vocabulary through a crossword (Educaplay). Follow the clues and the example given

20/7/2020

Imprimir Crucigrama: ADVERTISEMENTS (foreign language - 11º Secundaria - advertisement)



ADVERTISEMENTS  
Author: Tatiana Paula Lozano Amaya



Down	Up
1.To keep someone happy, especially for a period of time.	2.A small advertisement in a newspaper, magazine or website to offer Jobs, sell or buy products.
4.SAVE 10% SAVE 40%	3.A person or an organization that buys a product or service.
8.An act of exchanging something for money	5.To join two or more pieces of equipment together.
10.Don't have enough money to pay for something	6. A place
	7. £50
	9. A reduction in the usual price of something

**b. Match the word with the correct meaning**

- A printed design or symbol that a company or an organization uses as its special sign
- A type of product made by a particular company
- A notice, picture or film telling people about a product, job or service
- Abbreviation of the noun Advertisement
- To keep someone happy, especially for a period of time
- relating to the small advertisements in newspapers, magazines, or on websites that offer jobs or to sell or buy things
- An advertisement on television
- A person or company that pays for a radio or television programme, or for a concert or sporting event, usually in return for advertising
- To join two or more pieces of equipment together, or to be joined in this way
- The powerful effect that something has on somebody/something

- CLASSIFIEDS
- CONNECT
- SPONSOR
- ENTERTAINING
- AD
- LOGO
- IMPACT
- ADVERTISEMENT
- TV COMMERCIAL
- BRAND

**2. SKILLS TASKS**

**READING TASK** (20 minutes)

A. Read the text and answer the following questions. (Open your "English, please 3!" on page 65)

**ONLINE AND SOCIAL MEDIA**

Many of us these days get our news online or through social media. There are many advantages of this. First, we can get news 'in real time'. Eye witnesses can post information online about an event as it happens, using their smart phones to take photos or videos. We also have 24-hour online news services which keep us constantly updated. Secondly, we can get news wherever we are using a smartphone or tablet. We can read it on the bus or the train at any time of day or night. Thirdly, we have a lot more information at our fingertips from many different sources, international as well as national. This means we have a better understanding of what is going on in the world as a whole. Reading different reports on the same news story also means we get a more balanced view of events.

On the other hand, there are also disadvantages. First, sources are not always reliable and there are many stories that are not completely true. It is sometimes difficult to know what to believe. Secondly, a lot of news shared on social media is not serious news, for example celebrity gossip. If people spend their time reading this, they have less time to spend on real news stories. Finally, the Internet has been bad for newspaper publishers because people are reading their news for free, instead of paying for newspapers.

One simple truth, however, is that we are living in the Information Age, and the way we receive and give information is constantly changing.



2\*

1. What is the writer trying to do in this article?
  - a. tell people how to use social media
  - b. give his opinion about online and social media news
  - c. warn people about the dangers of social media
  - d. encourage people to use social media to read the news
  
2. What can a reader find out from this text?
  - a. how to post news stories as they happen
  - b. how to work out what is fact and what is fiction
  - c. where to find information about the news
  - d. what the writer thinks about social media today

**B. Read the text again and complete the chart. Look at the example**

**Online and social media news**


Advantages	Disadvantages
<i>We can get news at it happens.</i>	

Advantages	Disadvantages

**SPEAKING TASK (25 minutes )**

**B.** Record an audio or video to describe a brand without providing the name. I hope your best performance!

Share your video with your classmates by whatsapp group. Take into account the following criteria:




CRITERIA	
Answer the following questions: Where can you find the brand? Should people use it? What are the advantages or disadvantages?	3*
Use modal verds(can, should) to describe the brand	
Language accuracy (few language mistakes)	

**LISTENING TASK (20 minutes)**

**A. Listen to three videos or audios of your classmates and complete the following chart.**

	BRAND	PRODUCT	3 MAIN ASPECTS
1			
2			
3			


B. Choose the video that best fit the following criteria:

- 4\*  describe the brand using modal verbs (can, should) (you can understand the main idea)
- 5\*  language accuracy (few language mistakes)
- 6\*  interesting (the video is attractive to watch / the audio is fun to hear)

C. Send a reply WhatsApp message to the best chosen video giving them the emojis:

**WRITING** (20 minutes)

Now, choose an object that belongs to you and write a short description to explain what can you do with this product. Convince your class to buy the product in the following lines. Don't forget to use sequence words. (Firstly, secondly, thirdly, finally).



---

---

---






---

---

---

**Have fun!**

**3. ASSESSMENT TASK** (10 minutes) - (include in this section peer and self assessment activities as needed)

<b>How was your work?</b>  <small>8*</small>	<b>Always</b>  <small>9*</small>	<b>Usually</b>  <small>10*</small>	<b>Sometimes</b>  <small>11*</small>	<b>Rarely</b>  <small>12*</small>	<b>Discuss with your parents, then answer the questions below</b>
I demonstrate perseverance when work becomes a struggle					How many new words did you learn?
I organise my time to develop the activities of my self-study guide					What was the best advertisement that you see in the class? Why?
I show self-motivation when aiming beyond my best					Do you like the class? Why?
I can integrate speaking, vocabulary-reading, listening and writing in my work					Did you use modal verbs and sequencing words to describe your product?

**THIS IS THE END**

Congratulations! You've done an amazing job. You express you ideas about brands and could listen your partners opinions. Don't forget to keep practicing.



## USEFUL RESOURCES

**"How to create a brochure for an advertisement, flyer, SMS, web page or classifieds"**

<https://www.vistaprint.com/hub/quick-guide-make-brochure?couponAutoload=1&GP=07%2f20%2f2020+22%3a34%3a24&GPS=5728641937&GNF=0>

## ANSWER KEY

### 1<sup>st</sup> LANGUAGE TASKS: CROSSWORD

- a. 1. Entertaining, 2. Classifieds, 3. Customer, 4. Discount, 5. Connect, 6. Store, 7. Price, 8. Sale, 9. Offer, 10. Free
- b. Logo, brand, advertisement, ad, entertaining, classifieds, TV commercial, connect, impact

### 2<sup>nd</sup> SKILLS TASKS: BOOK

- a. 1. B. 2. D

### Answers

#### Advantages:

We can get news wherever we are. We can get news (national and international) from many different sources.

#### Disadvantages:

Sources are not always reliable. A lot of the news is not serious news. People are reading the news for free.

## ORIENTACIONES FINALES PARA LOS PADRES DE FAMILIA

Una vez su hijo (a) haya terminado de realizar esta guía, por favor hágale las siguientes preguntas que le permiten verificar el proceso de aprendizaje:

1. ¿Cuál fue la actividad que más te gustó y por qué?
2. ¿En cuál actividad tuviste mayores aciertos?
3. ¿Cuál actividad te pareció más difícil?
4. Enséñame qué vocabulario nuevo aprendiste
5. ¿Cuánto tiempo te tomó el desarrollo de la guía?
6. ¿Qué otros recursos utilizaste?

## AUTHOR(S)

Name	TATIANA PAULA LOZANO AMAYA	DAISY VIVIANA MONTILLA GONZALEZ
Email	tatianitagirardot@gmail.com	montillaviviana@iemlcgs.com
School	IE Policarpa Salavarrieta	IEM Luis Carlos Galán Sarmiento

Annex English, please 3!" page 65

Many of us these days get our news online or through social media. There are many advantages of this. First, we can get news 'in real time'. Eye witnesses can post information online about an event as it happens, using their smart phones to take photos or videos. We also have 24-hour online news services which keep us constantly updated. Secondly, we can get news wherever we are using a smartphone or tablet. We can read it on the bus or the train at any time of day or night. Thirdly, we have a lot more information at our fingertips from many different sources, international as well as national. This means we have a better understanding of what is going on in the world as a whole. Reading different reports on the same news story also means we get a more balanced view of events.



On the other hand, there are also disadvantages. First, sources are not always reliable and there are many stories that are not completely true. It is sometimes difficult to know what to believe. Secondly, a lot of news shared on social media is not serious news, for example celebrity gossip. If people spend their time reading this, they have less time to spend on real news stories. Finally, the Internet has been bad for newspaper publishers because people are reading their news for free, instead of paying for newspapers. One simple truth, however, is that we are living in the Information Age, and the way we receive and give information is constantly changing.

5. Read the text and choose the correct answers.

1. What is the writer trying to do in this article?
  - a. tell people how to use social media
  - b. give his opinion about online and social media news
  - c. warn people about the dangers of social media
  - d. encourage people to use social media to read the news
2. What can a reader find out from this text?
  - a. how to post news stories as they happen
  - b. how to work out what is fact and what is fiction
  - c. where to find information about the news
  - d. what the writer thinks about social media today

**Glossary**

- eye witness: *testigo presencial*
- updated: *al corriente*
- at our fingertips: *a mano*
- source: *fuentes*

13\*

6. Read the text again and copy and complete the chart.

Online and social media news

Advantages	Disadvantages
<i>We can get news at it happens.</i>	



## LINKS OF IMAGENES

1. Own elaboration created with [www.educaplay.com](http://www.educaplay.com)
2. Ministerio de Educación Nacional (n.d). English, please! 3 Fast Track. Bogotá D.C. – Colombia.P 65. Retrieved from [www.colombiaaprende.edu.co/colombiabilingue](http://www.colombiaaprende.edu.co/colombiabilingue).
3. Image retrieved from <https://pixabay.com/vectors/smiley-emoticon-happy-face-icon-1635449/> with a free for commercial use license.
4. Image retrieved from <https://pixabay.com/vectors/hand-like-thumb-up-confirm-okay-157251/> with a free for commercial use license.
5. Image retrieved from <https://pixabay.com/vectors/approved-button-check-green-round-151676/> with a free for commercial use license.
6. Image retrieved from <https://pixabay.com/illustrations/camera-video-icon-video-camera-2008489/> with a free for commercial use license.
7. Image retrieved from <https://pixabay.com/illustrations/camera-icon-web-film-multimedia-1674882/> with a free for commercial use license.
8. Image retrieved from <https://pixabay.com/vectors/confirmation-symbol-icon-green-1152155/> with a free for commercial use license.
9. Image retrieved from <https://pixabay.com/illustrations/thumbs-up-smiley-face-emoji-happy-4007573/> with a free for commercial use license.
10. Image retrieved from <https://pixabay.com/vectors/smiley-face-grin-smile-happy-icon-304270/> with a free for commercial use license.
11. Image retrieved from <https://pixabay.com/vectors/smiley-emoticon-happy-face-icon-1635449/> with a free for commercial use license.
12. Image retrieved from <https://pixabay.com/vectors/smiley-emoticon-undecided-unsure-1635455/> with a free for commercial use license.
13. Ministerio de Educación Nacional (n.d). English, please! 3 Fast Track. Bogotá D.C. – Colombia.P 65. Retrieved from [www.colombiaaprende.edu.co/colombiabilingue](http://www.colombiaaprende.edu.co/colombiabilingue).