



“BEYOND THE CLASSROOM” ENGLISH SELF-STUDY GUIDE

School	_____	City	_____
Teacher's name	_____		
Student's name	_____		
Grade	6th.	Level	A1

ORIENTACIONES PARA LOS PADRES DE FAMILIA

Cordial saludo. Señor padre de familia o acudiente.

Deseando que se encuentren bien, y compartiendo en familia, agradecemos su compromiso y dedicación para el beneficio de su hijo(a). Esta guía está diseñada con base en el libro inglés Way to go 6°, Módulo 4, unidad 3, lecciones 1, páginas 150, 152, Lección 3, páginas 158 y 167. El tiempo estimado para realizar las actividades de esta guía es de una hora.

- **Sección 1**, encontrarán vocabulario relacionado con celebraciones y tradiciones.
- **Sección 2, escucha y lectura**, encontrarán dos audios, el primero está relacionado con tradiciones en diferentes países, y el segundo audio está relacionado con un fragmento del libro de literatura “A christmas Carol”, donde el estudiante podrá practicar la lectura en inglés y desarrollar las actividades correspondientes.
- **Sección 3, gramática**, encontrarán una lectura sobre “El Carnaval de Negros y Blancos” realizado en nuestro país. Su hijo debe leer el texto y responder las preguntas de comprensión allí mencionadas.
- **Sección 4, habla**, su hijo realizará un ejercicio en forma oral, donde les hará preguntas relacionadas con la celebración del año nuevo en Colombia.
- **Sección 5, escritura**, con la información brindada por ustedes y siguiendo el ejemplo dado en la guía debe realizar un diagrama sobre la celebración del año en nuestro país.
- **Sección 6, autoevaluación**. En esta sección su hijo(a) evaluará cómo ha sido su aprendizaje, relacionado con el desarrollo de esta guía.

Además, con el desarrollo de estas actividades su hijo(a) estará en capacidad de describir y comparar tradiciones y celebraciones en diferentes países.

También encontrará ejemplos de las actividades a desarrollar y las respuestas correctas correspondientes a las mismas.

Esperamos contar con su apoyo y supervisión a su hijo(a), para el desarrollo de las actividades y formularle las preguntas que se encuentran en la sección “ORIENTACIONES FINALES PARA PADRES DE FAMILIA”, con el fin de verificar los logros alcanzados por su hijo(a).

Queridos Padres, “Gracias por estar ahí, cuando su hijo(a) lo necesita”.



WELCOME TO THIS SELF-STUDY GUIDE

This English self-study guide lets you learn vocabulary about traditions, celebrations and customs in Colombia and other countries.

All the activities are related to "Way to Go 1" student's book, Module 4, Unit 3, lessons 1 and 3 pages 150, 152, 158 and 167. At the beginning you are going to find vocabulary about celebrations, traditions and custom where you practise with some exercises, after that, you continue with listening exercises, there are two tracks for reinforcing listening skill. Then you do a reading for understanding the grammar structure like simple present, in addition, you can practise some exercises about "Pruebas Saber 11". Finally, you will do your own diagram. Don't forget to develop your self assessment because it can identify your learning process and the advantages in a foreign language.

Topic	Skill(s)	Grammar	Vocabulary	Function(s)
Let's celebrate!	<ul style="list-style-type: none"> ★ Listening ★ Reading ★ Speaking ★ Writing 	Comparatives Present simple	Vocabulary related to celebrations.	Talk about celebrations and traditions.

GET READY

Study time needed: 1 hour	Resources: English notebook, pencil, eraser, English dictionary, cellphone or computer, PDF file of Way to Go 6th grade Student's book. Audio Track # 83 and # 86 Way to Go 6 th grade.	Textbooks Links: <ul style="list-style-type: none"> - Way to Go 6th grade Student's book. - Audio Track # 83 - Audio Track # 86
--	--	--

LEARNING OBJECTIVES

LEARNING STRATEGIES

What will you learn/practise/reinforce with these activities?

- To describe celebrations and traditions.
- To compare places and customs.
- To read and understand simple, authentic texts about events associated with cultural traditions.
- To identify specific information in a text.

What can you do to achieve the objectives?

- Read the instructions for each task.
- Look at the examples given in each activity of this learning guide.
- Use your prior knowledge and try to infer the meaning.
- Use the dictionary only when necessary.
- Use the models given to do your own task.



ACTIVITIES

I. VOCABULARY TASKS (15 minutes)

A. Read these vocabulary.



B. Complete the chart using words from the box below. Follow the example.

Colombia Christmas January-February Indian Diwali
 Turkey Paper lantern December 24th. Thanksgiving
 Lights Autumn Nativity November Christmas tree
 Tamal Chinese New Year

FESTIVITY IN	CELEBRATION	FOOD	DATE
1. Colombia	Christmas	Tamal	December 24th.
2. U.S.A.			
3. China			
4. India			



II. LISTENING AND READING TASKS (15 minutes)

A. Listen to the [Audio Track # 83](#) and complete the chart. Follow the example.

Chinese New Year	Indian Diwali	Colombian Christmas	American Thanksgiving
When: January - February	When: _____	When: _____	When: _____
Important facts: Paper lantern, color red	Important facts: _____	Important facts: _____	Important facts: _____
Food: Oranges	Food: _____	Food: _____	Food: _____

B. Listen to the [Audio Track # 86](#) then read "A Christmas Carol" and do the activities.

A Christmas Carol by Charles Dickens



This is Mr Scrooge. He's richer than everybody in town. He's a terrible person. Mr Cratchit helps Mr Scrooge in his office. He's poorer than Mr Scrooge... Today's the day before Christmas, but Mr Scrooge doesn't believe in Christmas, so Cratchit has to work. Scrooge goes home. That night three ghosts visit him. The Ghost of Christmas Past shows Scrooge his sad past only thinking about money.

The Ghost of Christmas Present shows him Cratchit's house. Scrooge sees that Bob's very poor and has a sick child. Scrooge is sad... The Ghost of Christmas Future shows Scrooge his grave. He now understands... Suddenly, Scrooge is in his house again. He feels better and younger than ever. He's a new man. Scrooge celebrates Christmas with Cratchit. He's kinder and more generous now. Together they have a merry Christmas!

Taken from: <https://images-na.ssl-images-amazon.com/images/I/81UVScVEzMS.jpg>

1. Choose **T** (True) or **F** (False) to each statement:

1.1. Mr. Scrooge is poorer than Cratchit. **T** (___) **F** (**X**)

1.2. Mr. Cratchit works with Mr. Scrooge. **T** (___) **F** (___)

1.3. At the beginning of the story, Mr. Scrooge likes Christmas so much. **T** (___) **F** (___)



1.4. Ghost of Christmas shows Scrooge his past, present and future. **T (___) F (___)**

1.5. Mr. Scrooge becomes a kind and generous man. **T (___) F (___)**

2. Choose the correct option to fill in the gaps.

2.1. Mr. Scrooge is B than everybody in town.

- A. poorer
- B. richer
- C. better

2.2. Mr. Cratchit is _____ than Mr. Scrooge.

- A. younger
- B. poorer
- C. richer

2.3. Mr. Scrooge feels _____ than ever.

- A. older
- B. Richer
- C. younger

REMEMBER:

Comparatives are used to compare two objects, people, places or situations.

The expression: "than" is used to compare the first object/person/place/situation with the second one.

Example: Mr. Scrooge is richer than everybody in town.

BASIC FORMS:

> One-syllable adjectives: Add -er:

Tall - Taller Kind - Kinder

> Two-syllable adjectives ending -y: Change -y into -ier:

Easy - Easier Salty - Saltier

> Three syllables adjectives and more: Place the word more before the adjective.

Boring - more boring
Difficult - more difficult

3. Look at the underlined words in the reading and answer:

3.1. Underlined verbs represent actions the characters do in:

- A. Present
- B. Past
- C. Future

3.2. Tick (✓) modifications or changes you recognize in underlined verbs:

- () Add **-s** at the end of the verb.
- () Add **-es** at the end of the verb when the word finishes in -s, -ss, -x, -ch, -sh, -o.
- () Use **-ies** at the end of the verb when the word finishes in -y.
- () Use **doesn't** and the verb in its base form to express a negative sentence.

4. What do you think about the following statement: **People can change!**

III. LANGUAGE TASK: (15 minutes)

A. Read the following passage and do the activities.

The Black and White Carnival in Pasto is a very colourful Colombian festival. It starts on the second of January and ends on the seventh. On the first day, people from local towns arrive in Pasto to show their traditions and cultural values in a parade. On the second day, children have the chance to participate with their own parades. On the third day, the Castañeda Family arrives in the city, making fun of everyone. The next day is the Black Day. People paint their faces or bodies with black body paint. The last day is the White Day. A huge parade with decorated floats takes place in the streets of the city. People wear white body paint and throw white powder at each other. Talented artisans work on the beautiful and creative floats all throughout the year. So, maybe next year you can plan to have your holiday here!

B. According to the passage, choose the correct option for the statements:

1. When does the carnival take place:

- A. In January.
- B. In December.

2. The word "colourful", in the first line, we can change by:

- A. many colours
- B. without colour
- C. white colour

3. The expression: "On the first day", in the second line, what do people do?

- A. Paint their faces or bodies with black body paint.
- B. Arrive in Pasto to show their traditions and cultural values.

4. The Castañeda Family _____ in the city, making fun for everyone:

- A. Arriving
- B. Arrived
- C. Arrives

5. Is the last day, Black Day?

- A. Yes, it is.
- B. No, it isn't.
- C. I don't know



6. Read the sentences, find the mistakes and correct them

- A. Artisans **makes** the floats quickly: *Artisans make the floats quickly*
- B. The parades is for everyone in the region: _____
- C. You can sees a lot of colours in the carnival: _____

IV. SPEAKING TASKS:

Ask the following questions to your parents and take notes about their answers.

- 1. When is New Year's Day?
- 2. How do Colombian people celebrate New Year's Day?
- 3. What is the favourite food for New Year's day in Colombia?
- 4. What beliefs do people have on New Year's eve?

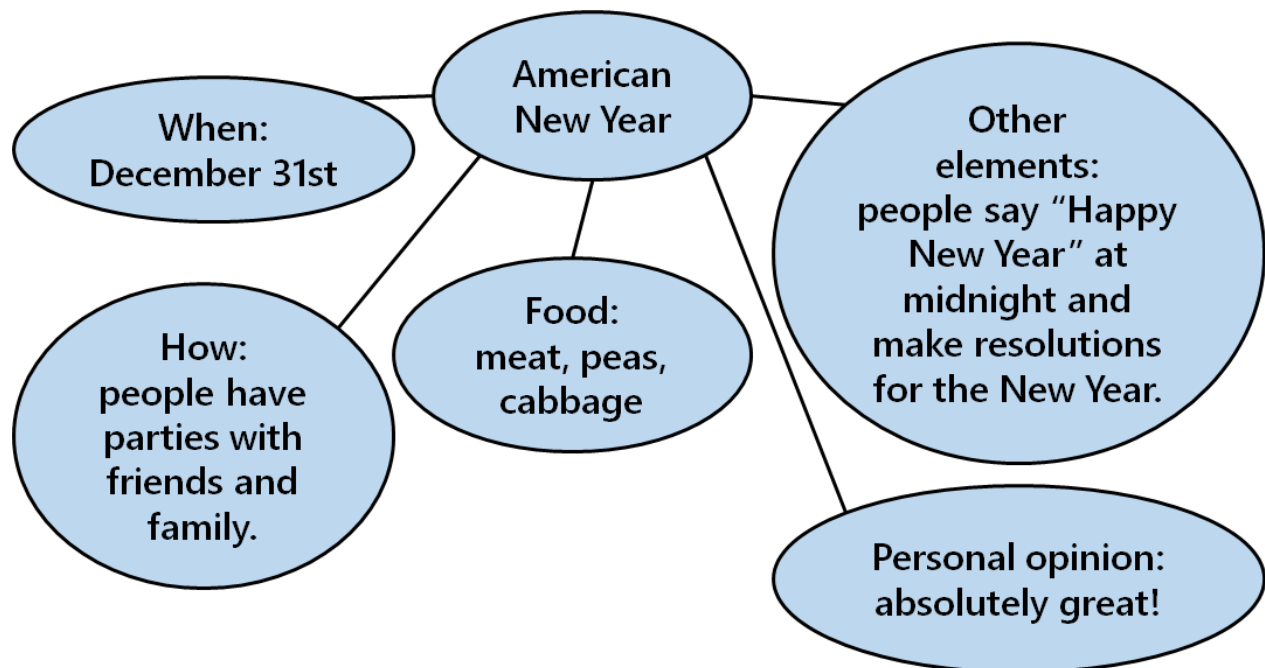
1.	
2.	
3.	
4.	



V. WRITING TASK:

Use the notes about your parents' answers for creating your own diagram about New Year in Colombia.

Look at the diagram about American New Year, and create one similar to New Year in Colombia.





You can choose one of the following options to design your diagram:

1. Draw your diagram in cardboard, take a picture or scan it and finally, send it to your teacher by email.
2. Create a mind map using Word or Powerpoint: Design your diagram in a sheet of Office Word or a slide of Office Powerpoint, save it and send it to your teacher by email.
3. Create a mind map online: Access to <https://bubbl.us/> and design your diagram. If you want to see a tutorial about how to create a mind map using bubbl.us, you can see this: https://youtu.be/jmMm7_4PUJM

Take in account the following instructions before sending your final version diagram:



In my diagram, I included:	 Yes, It does.	 No, It doesn't.
vocabulary about people celebrate New Year in Colombia.		
images to illustrate how people celebrate New Year in Colombia		

Finally, share it with your teacher by email or via whatsapp.

VI. SELF-ASSESSMENT TASK (10 minutes)

After finishing this self-study guide, tick (✓) the emoticon that shows what you can do.

	I get it easily!  <small>6*</small>	Okay! I need a little more help.  <small>7*</small>	Difficult! I need a lot of help.  <small>8*</small>
Describe celebrations and traditions.			
Compare places and customs			
Read and understand simple, authentic texts about events associated with cultural traditions			
identify specific information in a text.			



THIS IS THE END

Congratulations, at the end of this guide you have expanded your vocabulary, now, you can speak about customs, celebrations and traditions about Colombia and other countries, you can do comparisons between two countries, and you could do a fantastic diagram with information given by your parents in an oral way.

USEFUL RESOURCES

<https://aprende.colombiaaprende.edu.co/colombiabilingue>

<https://dictionary.cambridge.org/es/diccionario/ingles-espanol/>

ANSWER KEY

I. Vocabulary Task

- B.** U.S.A.: Thanksgiving, Turkey, Fourth Thursday in November
CHINA: Chinese New Year, no information, January - February
INDIA: Diwali, no information, during autumn

II. Listening and Reading Tasks

- A.** Indian Diwali - when: in the autumn - Important facts: light, candles - Food: sweets
Colombian Christmas - when: December 24th - Important facts: Nativity scene -
Food:tamales
American Thanksgiving - when: fourth Thursday of November - Important facts:
Turkey and vegetables

- B.** 1.2. (T) 1.3. (F) 1.4. (T) 1.5. (T)
2.2. B 2.3. C
3.1. A
3.2. Add **-s** at the end of the verb.

Add **-es** at the end of the verb when the word finishes in -s, -ss, -x, -ch, -sh, -o.

Use **doesn't** and the verb in its base form to express a negative sentence.

III. Language Tasks

- B.** 1. (A) 2. (A) 3. (B) 4. (C) 5. (B)
6. B. The parades are for everyone in the region.
C. You can see a lot of colours in the carnival.



ORIENTACIONES FINALES PARA LOS PADRES DE FAMILIA

Queridos papitos, esta guía está orientada para desarrollar en una hora de clase, queremos enfatizar en las celebraciones y tradiciones de nuestro país y luego compararlas con otros países, deseamos que los estudiantes identifiquen algunos adjetivos comparativos. Finalmente esperamos que su hijo(a) elabore un diagrama sobre la celebración "New year in Colombia" con la información que ustedes le han brindado, cuando su hijo le hizo algunas preguntas con referencia a esta celebración. Invite a su hijo(a) que le cuente qué diferencias encontró entre las tradiciones y celebraciones de Colombia y Estados Unidos.

AUTHOR(S)

Name	Avendaño Gracia Ana Yamile	Hurtado Abril Marisel	<ul style="list-style-type: none"> Escobar Alvarez Judith Esperanza Medellín Herrera Andrea Consuelo
Email	yamilepro@yahoo.es	maryha95@yahoo.es	judith.escobar72@gmail.com andreamedellinh@gmail.com
School	IE Compartir (Soacha)	IEM Manuel Humberto Cárdenas Vélez (Fusagasugá)	IE Integrado de Soacha



Annex Way to go, Students book 6th, Page 150

Unit » 3

Let's Celebrate!

» Objectives

- » I can describe celebrations and traditions.
- » I can talk about traditional foods.
- » I can describe people, places and customs.
- » I can compare customs.

In Context » Today Is a Special Day

1. **Read »** Read about different celebrations.



21st Century Skills
• Critical Thinking

What celebrations are important to your family?

83

2. **Listen »** Listen and complete the chart.

150

Chinese New Year	Indian Diwali	Colombian Christmas	American Thanksgiving
When: _____	When: _____	When: _____	When: _____
Important facts: _____	Important facts: _____	Important facts: _____	Important facts: _____



Annex Way to go, Students book 6th, Page 152

6. **Speak** » Say if you agree or disagree.

I think birthday parties are **absolutely** wonderful! They're better than New Year's parties!



Agree Disagree

I believe Halloween's the best celebration. It's **very** exciting!



Agree Disagree

In my opinion, Mother's Day is **really** fun because I make a card for my mum and I choose a present for her.



Agree Disagree

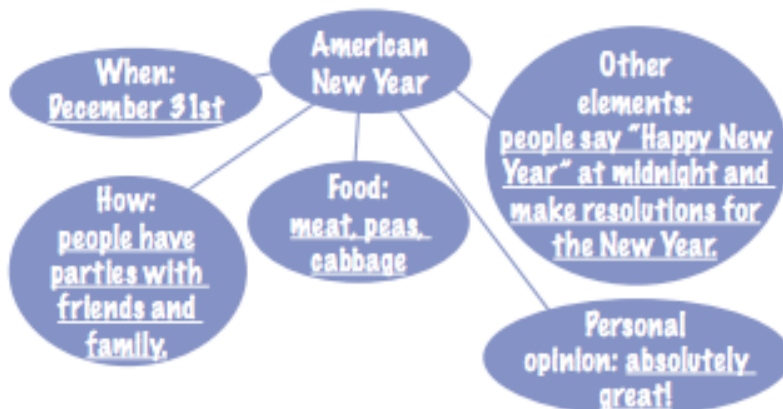
7. **Speak** » Match the words to express your opinions.

- a Maths exam
- a race
- a school dance
- a field trip
- a science experiment
- absolutely
- totally
- completely
- really
- very
- amazing
- great
- boring
- interesting
- stressful

I think a Maths exam's really interesting ...

Really? I don't agree. I think a Maths exam's very stressful.

8. **Write** » Look at the diagram about American New Year and describe it in pairs. Then, make one about New Year in Colombia and share in groups.



Study Tip
Making diagrams helps you to categorize words and concepts.



Annex Way to go, Students book 6th, Page 158

MODULE // 4 Unit // 3 Lesson // 3

11*

85 7. Listen Listen Listen and match the expressions with the celebrations. Listen to the pronunciation of the 's'.



- a. Today's a friend's birthday.
b. You and your family give your mum a secret party.
c. Your brother's graduating.
d. A friend's travelling to another country.
e. Today's Christmas.

86 8. Read Read Listen and read A Christmas Carol. Put the events in the correct order.

A Christmas Carol by Charles Dickens

This is Mr Scrooge. He's richer than everybody in town. He's a terrible person. Mr Cratchit helps Mr Scrooge in his office. He's poorer than Mr Scrooge... Today's the day before Christmas, but Mr Scrooge doesn't believe in Christmas, so Cratchit has to work. Scrooge goes home. That night three ghosts visit him. The Ghost of Christmas Past shows Scrooge his sad past only thinking about money.

The Ghost of Christmas Present shows him Cratchit's house. Scrooge sees that Bob's very poor and has a sick child. Scrooge is sad... The Ghost of Christmas Future shows Scrooge his grave. He now understands... Suddenly, Scrooge is in his house again. He feels better and younger than ever. He's a new man. Scrooge celebrates Christmas with Cratchit. He's kinder and more generous now. Together they have a merry Christmas!

21st Century Skills - Social Skills

Can people change? Do you give people a second chance?

Study Tip

Stories show you structures and vocabulary that you know and help you use them.

Table with 3 columns and 2 rows of checkboxes and text descriptions of events from the story.



Annex Way to go, Students book 6th, Page 167

Reading

Read the following passage. For questions 11-15, choose *True*, *False*, or *No information* according to the text. Write your answers in the box. There is one example.

The Black and White Carnival in Pasto is a very colourful Colombian festival. It starts on the second of January and ends on the seventh. On the first day, people from local towns arrive in Pasto to show their traditions and cultural values in a parade. On the second day, children have the chance to participate with their own parades. On the third day, the Castañeda Family arrives in the city, making fun of everyone. The next day is the Black Day. People paint their faces or bodies with black body paint. The last day is the White Day. A huge parade with decorated floats takes place in the streets of the city. People wear white body paint and throw white powder at each other. Talented artisans work on the beautiful and creative floats all throughout the year. So, maybe next year you can plan to have your holiday here!

	A. True	B. True	C. No Information
0. You can see a lot of colours in this carnival.		✓	
11. The carnival takes place at the end of the year.			
12. Artisans make the floats quickly.			
13. The parades are for everyone in the region.			
14. The parades are boring because they are repeated every day.			
15. The Castañeda Family arrives before children have their parades.			

Writing

Complete the following e-mail. Write your answers in the answer box. There is one example.

Dear Shaun,

I hope you are well. I want to tell you about my city, so you can plan your holiday better. Cali is (0) sunny and (16) _____ during the day. It is warm in November. For this reason, you need to bring sandals, a hat and (17) _____. But at night the temperature is (18) _____ than during the day, so a sweater is a good idea. Cali is a long way from Bogotá, the capital city of Colombia. Bogotá is a big, noisy city. However, my city is (19) _____ (small) than Bogotá, and it is (20) _____ (peaceful). In Cali, people love dancing. Maybe you can learn to dance salsa here. What is your city like? Could you describe it for me?

Best wishes,
Marisol

0	<i>sunny</i>
16	
17	
18	
19	
20	



LINKS OF IMAGENES

1. Ministerio de Educación Nacional (2016). Way to go! 6th Grade. Bogotá D.C. – Colombia. P. 150. Retrieved from www.colombiaaprende.edu.co/colombiabilingue.
2. Ministerio de Educación Nacional (2016). Way to go! 6th Grade. Bogotá D.C. – Colombia. P. 150. Retrieved from www.colombiaaprende.edu.co/colombiabilingue.
3. Image retrieved from <https://pixabay.com/illustrations/vintage-arthur-rackham-christmas-1705150/> with a free for commercial use license.
4. Image retrieved from <https://pixabay.com/illustrations/thumbs-up-smiley-face-emoji-happy-4007573/> with a free for commercial use license.
5. Image retrieved from <https://pixabay.com/vectors/smiley-emoticon-shame-shameful-3631558/> with a free for commercial use license.
6. Image retrieved from <https://pixabay.com/vectors/smiley-face-grin-smile-happy-icon-304270/> with a free for commercial use license.
7. Image retrieved from <https://pixabay.com/vectors/smiley-emoticon-happy-face-icon-1635449/> with a free for commercial use license.
8. Image retrieved from <https://pixabay.com/vectors/smiley-emoticon-undecided-unsure-1635455/> with a free for commercial use license.
9. Ministerio de Educación Nacional (2016). Way to go! 6th Grade. Bogotá D.C. – Colombia. P. 150. Retrieved from www.colombiaaprende.edu.co/colombiabilingue.
10. Ministerio de Educación Nacional (2016). Way to go! 6th Grade. Bogotá D.C. – Colombia. P. 152. Retrieved from www.colombiaaprende.edu.co/colombiabilingue.
11. Ministerio de Educación Nacional (2016). Way to go! 6th Grade. Bogotá D.C. – Colombia. P. 158. Retrieved from www.colombiaaprende.edu.co/colombiabilingue.