



## "BEYOND THE CLASSROOM" ENGLISH SELF-STUDY GUIDE

School

City

Teacher's name

Student's name

Grade

6

Level

A1

### ORIENTACIONES PARA LOS PADRES DE FAMILIA

Esta guía de aprendizaje de Inglés está diseñada bajo la modalidad de trabajo en casa, cuyo objetivo es el de enseñarle a su hijo (a) el vocabulario referente a adjetivos que describen la apariencia física de las personas, para así hacer una descripción de los rasgos corporales de su familia. Para tal fin, su hijo (a) deberá disponer de una hora para el desarrollo total de las actividades propuestas. El trabajo aquí descrito está vinculado con el contenido del libro WAY TO GO 6° Módulo 1 páginas 33 a 35, el cual está disponible en la plataforma Colombia Aprende (<http://www.colombiaprende.edu.co/>). Para mayor facilidad o en caso de no tener acceso a internet, usted podrá encontrar dichas páginas al final de este documento.

Las actividades establecidas están organizadas de la siguiente manera:

- ACTIVIDAD 1: Consiste en relacionar diez (10) adjetivos sobre apariencia física con sus respectivas imágenes.
- ACTIVIDAD 2: Consta de un texto corto que describe físicamente a un grupo de deportistas, el cual a su vez, contiene siete (7) espacios en blanco que deberán ser completados con las opciones de respuesta proporcionados al estudiante.
- ACTIVIDAD 3: Contiene cinco (5) preguntas de selección múltiple basadas en un texto que describe físicamente una comunidad colombiana.
- ACTIVIDAD 4: Consiste en realizar una descripción de la apariencia física de la familia además de pegar una foto o dibujarla. Para el desarrollo de este ejercicio, su hijo (a) dispondrá del vocabulario trabajado a lo largo de la guía así como de estructuras gramaticales que le facilitarán la escritura del texto.

Todas las actividades cuentan con ejemplos y material de apoyo para la resolución de las mismas.

Para finalizar, le pedimos el favor de brindar acompañamiento a su hijo (a) durante el desarrollo de esta guía; de igual modo, verificar una lista de preguntas que encontrará al final de las actividades, cuyo fin es evaluar el aprendizaje del estudiante a través de este material educativo. Agradecemos de antemano su colaboración y apoyo a lo largo de este proceso.



## WELCOME TO THIS SELF-STUDY GUIDE

This English self-study guide helps you practise how to describe people's appearance. All the activities are fairly related to the topic of physical descriptions presented in Way to Go Student Book 6 Module 1 Pages 33-35. It starts with some vocabulary revision activities. Then, you have to complete a text based on a picture and, after that, there is an interesting reading comprehension exercise. Finally, you will end up writing about your family's physical appearance using the language and vocabulary learned.

Topic	Skill(s)	Grammar	Vocabulary	Function(s)
<b>People around Me</b>	Reading	Verb To Be Adjectives	Physical Description	Describing People

## GET READY

<b>Study time needed:</b>  <b>1 hour</b>	<b>Resources:</b> <i>Way to Go 6 Student Book, pages 33-35, English dictionary, pencil.</i>	<b>Textbooks Links:</b> - <a href="#">Way to Go 6 Student Book, pages 33-35</a> - <a href="http://www.colombiaprende.edu.co/">http://www.colombiaprende.edu.co/</a>
------------------------------------------------	------------------------------------------------------------------------------------------------	---------------------------------------------------------------------------------------------------------------------------------------------------------------------------

## LEARNING OBJECTIVES

*What will you learn/practise/reinforce with these activities?*

- To describe people's physical appearance.
- To practise adjectives for physical appearance.
- To write about my relatives' physical appearance.

## LEARNING STRATEGIES

- Read carefully all the instructions for each task and look at the examples given. They are provided in each of the tasks.
- Use your prior knowledge and try to infer the meaning. You should not translate word by word. Use your dictionary only if absolutely necessary.
- Write in your notebook any "new" words and their meaning in English and an example that will help you to remember and use it in the future.
- Infer grammar rules from texts
- Write on your notebook any "new" learning points discovered.



## ACTIVITIES

### 1. VOCABULARY TASK (10 minutes)

#### A. Match the image with the corresponding word.

1	2	3	4	5
Dark	Fat	Tall	Curly	Short
6	7	8	9	10
Thin	Green eyes	Wavy	Long	Blonde



## 2. LANGUAGE USE (15 minutes)

### B. Read the text and fill in the gaps with the correct words.

Hi there! I (0) **am** friends. Shoshana and (1) \_\_\_\_\_. Alexa (2) \_\_\_\_\_ grey and their hair short, but Alexa's short. Her eyes \_\_\_\_\_ long, \_\_\_\_\_ short, I We aren't (7) the school

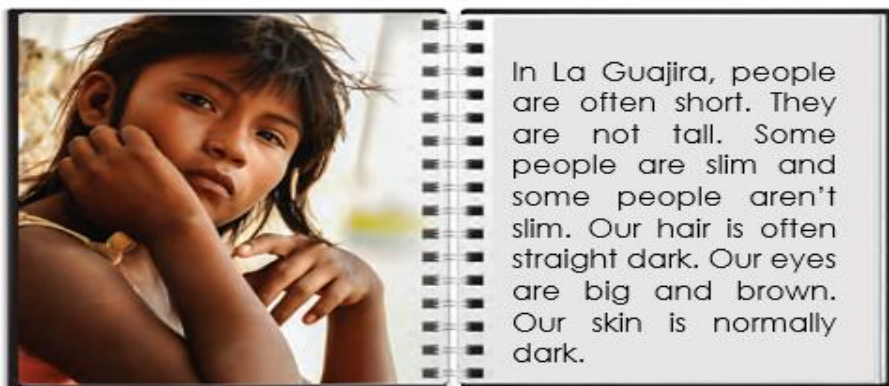


Clara and these are my best is very tall and her hair is brown Her eyes are black. Ling and medium-height, their eyes are is (3) \_\_\_\_\_. Ling's hair is hair is (4) \_\_\_\_\_. Louisa is are black and her hair (5) wavy and dark—like mine. I (6) am tall. My eyes are black, too. \_\_\_\_\_. We are thin. We are basketball team.

- |              |              |          |
|--------------|--------------|----------|
| 0. A. is     | <b>B. am</b> | C. are   |
| 1. A. wavy   | B. black     | C. curly |
| 2. A. is     | B. am        | C. are   |
| 3. A. blonde | B. dark      | C. black |
| 4. A. short  | B. long      | C. curly |
| 5. A. is     | B. am        | C. are   |
| 6. A. am     | B. am not    | C. amn't |
| 7. A. short  | B. thin      | C. fat   |

## 3. READING COMPREHENSION (10 minutes)

### C. Read the text and complete the sentences with the correct option.



In La Guajira, people are often short. They are not tall. Some people are slim and some people aren't slim. Our hair is often straight dark. Our eyes are big and brown. Our skin is normally dark.

- |                                  |          |                 |           |
|----------------------------------|----------|-----------------|-----------|
| 0. People from La Guajira are... | A. tall  | <b>B. short</b> | C. often  |
| 1. Their eyes are...             | A. blue  | B. green        | C. brown  |
| 2. Their hair isn't...           | A. dark  | B. straight     | C. curly  |
| 3. People from La Guajira are... | A. white | B. dark         | C. brown  |
| 4. They are...                   | A. slim  | B. fat          | C. wavy   |
| 5. Their eyes are...             | A. big   | B. small        | C. blonde |



#### 4. WRITING TASK (15 minutes)

**D. Paste a family picture and write a short text about their physical appearance. Use the ideas below.**

<b>HEIGHT</b>	<b>Tall, short, medium-height</b>	<i>In my family, we are often.... We are not...</i>
<b>BUILD</b>	<b>Thin, skinny, slim, fat, plump, well-built</b>	<i>We are normally... but we are not ...</i>
<b>HAIR</b>	<b>Long, short, medium-height, curly, straight, wavy, bald, brown, blond</b>	<i>Our hair is usually ...</i>
<b>EYES</b>	<b><u>Color:</u> black, green, hazel, brown <u>Shape:</u> big, small, narrow</b>	<i>Also, my family's eyes are ... They aren't ...</i>
<b>SKIN</b>	<b>Pale, tanned, light, dark</b>	<i>Finally, our skin is normally ...</i>

#### MY FAMILY

Hi everyone. I am \_\_\_\_\_ and this is my family. We are from \_\_\_\_\_

---



---



---



---



---



---



---



---








**5. ASSESSMENT TASK.**

**EVALUATE YOUR WORK (10 minutes)**

**Tick the emoji that best describes your performance.**

<b>CHECK YOUR PROGRESS</b>	 <b>VERY WELL</b>	 <b>QUITE WELL</b>	 <b>WITH DIFICULTY</b>
<b>1.</b> I can identify adjectives for physical appearance.			
<b>2.</b> I can describe people's physical appearance.			
<b>3.</b> I can write about my family's physical appearance.			

**THIS IS THE END**

Wonderful job! Now you can do fantastic things. Continue practicing the vocabulary about physical appearance, and how to describe people in English. You can check the useful resources as well to practice a little bit more. Take good care of yourself.

**USEFUL RESOURCES**

Online English Spanish dictionary

- <https://dictionary.cambridge.org/us/dictionary/>

Grammar - Verb To Be

- <https://learnenglishkids.britishcouncil.org/grammar-practice/present-simple-verb-be>

Vocabulary - Physical Appearance

- <https://learnenglishkids.britishcouncil.org/archived-word-games/make-the-sentences/people-and-appearance>
- <https://learnenglishkids.britishcouncil.org/archived-word-games/order-the-words/people-and-appearance>

Way to go 6 book pages 33-35

- <https://drive.google.com/file/d/1sroHuDVqB3YpL6ztL5hn3ViweAmR5oc6/view>



### ANSWER KEY

#### 1. VOCABULARY TASK

A. 1. Tall, 2. Curly, 3. Short, 4. Fat, 5. Dark, 6. Wavy, 7. Thin, 8. Blonde, 9. Green eyes, 10. Long.

#### 2. LANGUAGE USE

B. 1. C, 2. C, 3. A, 4. B, 5. A, 6. B, 7. C.

#### 3. READING COMPREHENSION

C. 1. Brown, 2. Curly, 3. Dark, 4. Slim, 5. Big.

### ORIENTACIONES FINALES PARA LOS PADRES DE FAMILIA

Una vez su hijo o hija haya finalizado las actividades de esta guía, por favor hacerle las siguientes preguntas con el fin de verificar el proceso de aprendizaje del estudiante.

- ¿Cuáles fueron las actividades que más disfrutaste y cuáles te parecieron más difíciles?
- Dime 5 adjetivos que describan la apariencia física.
- Construye una frase describiendo un rasgo de tu cuerpo.
- ¿Cuánto tiempo te tomó desarrollar la guía?
- ¿Qué materiales usaste para realizar la guía?

### AUTHOR(S)

Name	JUAN PABLO RODRÍGUEZ FIGUEROA	MYRIAM YANETH PARRA ACEVEDO	YINETH ALEJANDRA HERNÁNDEZ MATEUS
Email	jpeople001@hotmail.com	myriamparraacevedo@gmail.com	alejandrahmateus@gmail.com
School	Colegio La Llanita	Luz de la Esperanza	ITA Sede B Domingo Savio