



"BEYOND THE CLASSROOM" ENGLISH SELF-STUDY GUIDE

School	_____	City	_____
Teacher's name	_____		
Student's name	_____		
Grade	6th	Level	A1

ORIENTACIONES PARA LOS PADRES DE FAMILIA

Queridos padres de familia: esta guía se preparó con el objetivo de ayudar a su hijo (a) a localizar lugares utilizando el idioma inglés. Su hijo (a) deberá dedicar una hora para desarrollar toda la guía. El trabajo propuesto se deriva de las actividades de la página 100 del libro del estudiante *Way to Go 6*, el cual está disponible en la plataforma Colombia Aprende. Se adjunta la página indicada al final de la guía.

- 1. Vocabulary task:** corresponde a dos actividades en las que se ejercitará el vocabulario nuevo relacionado con localización de lugares.
- 2. Grammar task:** corresponde a una actividad en las que se ejercitará el uso correcto de las preposiciones de lugar en la ciudad.
- 3. Speaking task:** se presenta una actividad en la que se ejercitará el intercambio de información de forma oral.

Recuerde supervisar que su hijo (a) haya completado la totalidad de la guía.

WELCOME TO THIS SELF-STUDY GUIDE

This English self-study guide helps you practice locating places. All the activities are related to the topic of my neighborhood presented in *Way to Go Student Book 6 Module 3 Unit 2 lesson 3*. It aims at providing you with the opportunity to practice new vocabulary and reading about locating places in your town.

Topic	Skill(s)	Grammar	Vocabulary	Function(s)
My Neighbourhood	<i>Writing</i>	Prepositions of place, Wh-questions	Places in town	Locating places



GET READY

Study time needed: 1 hour	Resources: <i>English dictionary, notebook, pencil, student book and workbook 6.</i>	Textbooks Links: - <i>Way to go student book 6, page 100, exercise 1.</i> - <i>Way to go workbook 6, page 35, exercise 2.</i>
--	--	--

LEARNING OBJECTIVES

<p><i>What will you learn/practise/reinforce with these activities?</i></p> <ul style="list-style-type: none">● To list places in town.● To describe where places are.● To use prepositions of place correctly.	<p><i>What can you do to achieve the objectives?</i></p> <ul style="list-style-type: none">● Look at the examples given. They are provided in each of the tasks.● First listen to understand the main idea; then listen to find out specific details focusing on key words.● Look at the examples given. They are highlighted in red.● Write on your notebook any "new" learning points discovered.● Use a free dictionary app to listen to the pronunciation of new vocabulary.
---	--

LEARNING STRATEGIES



ACTIVITIES

1. VOCABULARY TASKS (15 minutes)

a. Label the pictures using words from the box below. Follow the examples given.

Bakery
Hospital

Pharmacy
Cinema

Bookshop
Café

Department store
Bank

School



1. _ _ _ _ _



2. _ _ _ _ _



3. _ _ _ _



4. _ _ _ _ _



5. _ _ _ _



6. _ _ _ _ _



7. _ _ _ _ _



8. B o o k s h o p

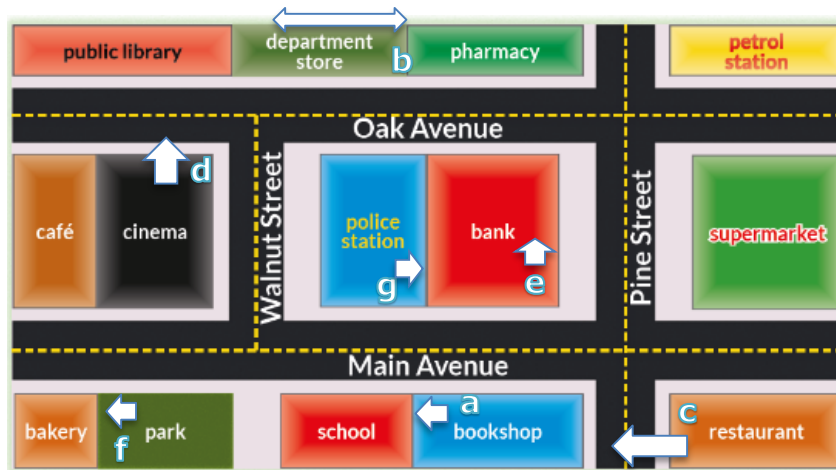


9. _ _ _ _ _



b. Match the prepositions with the correct image. Follow the example given.

1. Next to
2. Opposite
3. Between
4. In front of
5. Behind
6. On the left
7. On the right



c. Look the map and then complete the conversation with prepositions of the box. Follow the example given.



Michael: So... this is the map of my neighborhood. Here's the hospital **a.** On Second Avenue. It's **1.** _____ the bank. **2.** _____ the bank is the cinema, and **3.** _____ the cinema is the department store.

Kaitlin: Where's your school?

Michael: The school's **4.** _____ the café and the bookshop. My mum always goes to that café. It's on Third Avenue.

Kaitlin: Where's the bakery we always go to?

Michael: The bakery's right here on the corner of First Avenue, **5.** _____ the restaurant.

Kaitlin: And your house?

Michael: It's on Third Avenue, **6.** _____ the pharmacy, **7.** _____ the public library. Let's go to the bakery and get some cupcakes!

Kaitlin: Sure!

- | | | |
|-------------------|----------------|--------------------|
| 0. a. on | b. in | c. behind |
| 1. a. in front of | b. behind | c. next to |
| 2. a. opposite | b. between | c. on |
| 3. a. in | b. next to | c. behind |
| 4. a. between | b. next to | c. in the right of |
| 5. a. next to | b. in front of | c. on |
| 6. a. on | b. behind | c. next to |
| 7. a. behind | b. between | c. on |

3. SPEAKING TASK




A. Select three famous places in your town. Write their names in each line:

- Place 1: _____
- Place 2: _____
- Place 3: _____

Record a message telling where those places are located. Don't mention the place. Send the recording to the WhatsApp group. Your classmates listen to the message and guess the places you selected.



4. ASSESSMENT TASKS (time)

Check your progress!				Discuss with your parents, then answer the questions below
	Very well	Quite well	With difficulty	
I can tell people how to locate a place in the city				Which new words did you learn?
I can understand the instructions given to locate a place in the city				Whose audio recording was it easier to understand?



THIS IS THE END

Dear student,
Congratulations you have made great job to reach the end! You can locate places in town and tell others where those places are! How many words did you learn? We hope you have learnt a lot of words about places in town. Keep on practicing these words to locate places and learning more words about places. You can also take advantage of the suggested resources to enrich your vocabulary.

USEFUL RESOURCES

English Dictionary

<https://dictionary.cambridge.org/es/diccionario/ingles/>

Practice pronunciation city vocabulary

<https://learnenglishteens.britishcouncil.org/vocabulary/beginner-vocabulary/places-town>

Grammar games - prepositions of place

<https://learnenglishkids.britishcouncil.org/grammar-practice/prepositions-place>

ANSWER KEY

1.VOCABULARY TASKS

Exercise A.

1. Bakery
2. Department store
3. Café
4. Cinema
5. Bank
6. Hospital
7. School
8. Bookshop
9. Pharmacy

Exercise B.

1. F
2. B
3. C
4. D
5. H
6. A
7. G

Exercise C.



- a. On
- b. Next to
- c. Opposite
- d. Behind
- e. Between
- f. In front of
- g. Next to
- h. Behind

ORIENTACIONES FINALES PARA LOS PADRES DE FAMILIA

Una vez su hijo o hija haya terminado las actividades de esta guía, por favor hágale las siguientes preguntas que le permiten verificar el proceso de aprendizaje.

- ¿Cuál fue la actividad que más te gustó y cuál fue la actividad que te pareció más difícil?
- ¿Qué crees que podemos hacer juntos para ayudarte a seguir mejorando en el idioma inglés?
- ¿Cuánto tiempo te tomó desarrollar toda la guía?

Graba un audio, video o comunícate por llamada con el profesor de inglés y hazle saber tus respuestas.

AUTHOR(S)

AUTHOR(S)			
Name	Laura Pabón	Lady Bianette Contreras Gómez	Pablo Alexander Acevedo Sarmiento
Email	Lauvilla92@gmail.com	ladyju05@gmail.com	bryan.alexander.acevedo@gmail.com
School	Instituto San Isidro de Cachirí	Colegio Facundo Navas Mantilla	Institución Educativa Blanca Duran de Padilla