

## "BEYOND THE CLASSROOM" ENGLISH SELF-STUDY GUIDE

<b>School</b>	_____	<b>City</b>	_____
<b>Teacher's name</b>	_____		
<b>Student's name</b>	_____		
<b>Grade</b>	6th	<b>Level</b>	A1

### ORIENTACIONES PARA LOS PADRES DE FAMILIA

Esta guía de aprendizaje de inglés para el trabajo en casa se preparó con el fin de ayudar a su hijo o hija a repasar vocabulario sobre miembros de la familia y a aprender a describir de forma escrita algunas características físicas. Su hijo (a) deberá dedicar una hora y treinta minutos para desarrollar toda la guía. El trabajo aquí descrito se relaciona con la página 11 del libro de trabajo Way to Go 6, que está disponible en la plataforma Colombia Aprende. Al final de la guía se adjuntó la página del libro para quienes no tienen acceso a internet.

- La actividad 1 son dos ejercicios de práctica del vocabulario en inglés sobre miembros de la familia.
- La actividad 2 comprende 3 ejercicios que invitan a analizar la cantidad de miembros y el rol de cada integrante de la familia Cardona dentro de la misma. Para esto, su hijo(a) debe dirigirse al ejercicio 2 de la página 11 del libro de trabajo (Way to go) y contestar unas preguntas.
- La actividad 3 invita al estudiante a realizar una descripción de su familia a partir del ejemplo del árbol genealógico, puede colocar fotos de los miembros de su familia o dibujarlos para luego dar una descripción de ellos.
- Por último, la actividad 4 es para que su hijo(a) autoevalúe lo aprendido.

Además, se ofrecen ejemplos de las actividades, las respuestas correctas y recursos adicionales de apoyo. Agradecemos su colaboración supervisando que su hijo(a) complete las actividades indicadas. Al final, ustedes encontrarán una serie de preguntas de verificación de lo que su hijo(a) aprendió mediante el desarrollo de esta guía.

### WELCOME TO THIS SELF-STUDY GUIDE

This English Self-Study Guide helps you to practice vocabulary about family members. Also, you are invited to describe in a text your family members' physical appearance. In this way, you are going to practice the Saxon genitive structure. All the activities are related to the family topic in Way to Go workbook 6, Module 1 Unit 3. In the first activity, you are going to do a crossword about family members. In the second activity, you are going to watch a picture and complete some sentences. For the last activity, you must write a description and draw your own family tree taking into account the example given.

Topic	Skill(s)	Grammar	Vocabulary	Function(s)
Family Life	Writing Reading	<ul style="list-style-type: none"> <li>• Present simple of verb to be.</li> <li>• Saxon possessive</li> <li>• Possessive adjectives</li> </ul>	Members of the family	Describing family relationships



### GET READY

**Study time needed:**  
**1,5 hour**

**Resources:**  
*English dictionary, notebook, pencil, colors, sheets of paper, PDF file Way to Go workbook 6.*

**Textbooks Links:**  
[WTG WB 6.pdf page 11 exercise 2](https://drive.google.com/file/d/1GEKZV3GV0vf6cfhQgyE_4T41v3rwzb4V/view?usp=sharing)  
[https://drive.google.com/file/d/1GEKZV3GV0vf6cfhQgyE\\_4T41v3rwzb4V/view?usp=sharing](https://drive.google.com/file/d/1GEKZV3GV0vf6cfhQgyE_4T41v3rwzb4V/view?usp=sharing)

### LEARNING OBJECTIVES

### LEARNING STRATEGIES

- To reinforce vocabulary related to the family.
- To read and identify simple information about family members.
- To describe relationships between family members.

- Relate or classify words according to instructions.
- Look at the examples given. They are provided in each of the tasks. They are highlighted in yellow.
- Write in your notebook any "new" words and their meaning in English and an example that will help you to remember and use it in the future.
- Use the dictionary only if absolutely necessary.
- Relate words and visuals and make a glossary.
- Remain calm when there is something you do not understand and try to look for alternative ways to solve it.
- Take notes: write down important words and concepts.

### ACTIVITIES

#### VOCABULARY TASKS (20 minutes)

a. Taking into account the picture, match the sentences with the correct family member. Follow the example given.



1. She has blue hair.

2. He is bald.

3. She is smart.

4. She is the baby of the family.

5. He is young.

6. She is tall.

\_\_\_\_\_ a. Father

\_\_\_\_\_ b. Mother.

\_\_\_\_\_ c. Sister.


\_\_\_\_\_ d. Son.

\_\_\_\_\_ e. Daughter.

**1** \_\_\_\_\_ f. Mother.



**b. Read the clues (Down & Across) to complete the crossword with family members.**



**Down**

- 1. She is my sister and my parents' descendant.
- 3. She is my mother's daughter.
- 4. He is my brother and my parents' descendant.

**Across**

- 2. He is my mother's husband.
- 5. She is my father's wife.
- 6. He is my father's son.

**INFERENTIAL READING TASKS (20 minutes)**

The Cardona Family



**b. Complete the sentences according to the picture<sup>1</sup> :**

Example: Leo is Jorge, Sonia, Sandra and Marco's father.

- 2. Laura is Jorge, Sonia, Sandra and Marco's \_\_\_\_\_.
- 3. Jorge is Sonia, Sandra and Marco's \_\_\_\_\_.
- 4. Sandra is Jorge, Sonia and Marco's \_\_\_\_\_.
- 5. Sonia is Leo and Laura's \_\_\_\_\_.
- 6. Marco is Leo and Laura's \_\_\_\_\_.

**a. How many members are there in The Cardona Family?**

Tick (✓) the correct answer.

\_\_\_\_\_ 4 people    \_\_\_\_\_ 5 people    \_\_\_\_\_ 6 people

**c. Look at the picture of Cardona Family and answer the questions.**

Example: Who is Sonia? She is Jorge's sister.

- 1. Who is Leo? \_\_\_\_\_
- 2. Who is Laura? \_\_\_\_\_
- 3. Who is Marco? \_\_\_\_\_
- 4. Who is Sandra? \_\_\_\_\_
- 5. Who is Jorge? \_\_\_\_\_

**NOTE:** Here we give you additional information in case you need to revise the use of possessive adjectives.

**Examples:**

- ❖ My name is Bart Simpson.
- ❖ My mother is Marge.
- ❖ Homer is my father.
- ❖ Bart loves his father.

PERSONAL PRONOUN	POSSESSIVE ADJECTIVE
I	MY
YOU	YOUR
HE	HIS
SHE	HER
IT	ITS
WE	OUR
YOU	YOUR
THEY	THEIR

<sup>1</sup> Taken from Way to Go 6 page 11.



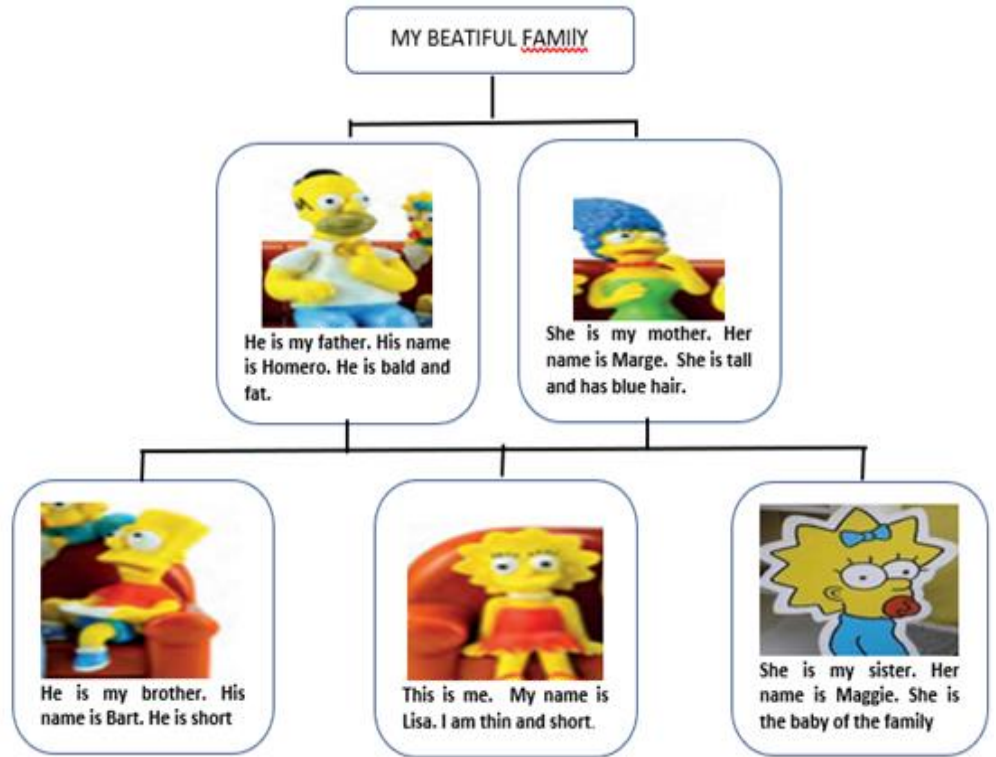
**WRITING TASK** (30 minutes)

**Now is time to tell us about your family.**

a. Look at this family tree and design your own family tree giving a short description of each member. Draw your family tree on a cardboard, white sheet or your notebook.

b. Then, check for errors, spelling, vocabulary and the design.

c. Finally, take a picture or scan it and send the evidence by email or WhatsApp to your teacher.



**ASSESSMENT TASK** (10 minutes)

**What have I achieved until now? Tick (✓) the column that describes what you can do.**

<b>CHECK YOUR PROGRESS!</b>				<b>Discuss with your parents and answer the questions below.</b>
	<b>I can do it very well!</b>	<b>It is a little difficult for me!</b>	<b>I need help to do it!</b>	
I can identify members of the family.				How many new words did you learn? _____
I can describe physical appearance.				Did you have difficulties with the activities? _____
I can identify and describe relationships between family members.				Name the possessive forms. _____

**You have done a great job!**



## THIS IS THE END

Congratulations by your work on this English Self-Study Guide. Continue practicing the vocabulary and how to describe relationships between family members. You can check the useful resources as well. Finally, don't forget to get along well with your family members!

## USEFUL RESOURCES

**Note:** In this section you can check some links to get access to funny online activities to continue practicing family members in case you want to reinforce what you studied in this self-study guide.

### ❖ TO WORK ON LEXICAL COMPETENCE:

1. Memory game vocabulary about family members: <https://www.englishactivities.net/es/juegos-en-ingl%C3%A9s/mezcla-y-combina?tema=Familia%20-%20miembros&nivel=principante>
2. Hangman online game to practice family member vocabulary: <https://www.englishactivities.net/es/juegos-en-ingl%C3%A9s/ahorcado?tema=Familia%20-%20miembros&nivel=principante>.
3. Vocabulary about family members: [Way to Go Workbook 6 page 11 Exercise 2](#)
4. Online English Spanish dictionary: <https://dictionary.cambridge.org/es/diccionario/ingles-espanol/>

### ❖ TO WORK ON READING, WRITING AND LEXICAL COMPETENCE:

1. A reading and writing online exercise to work family members. <https://www.ego4u.com/en/cram-up/vocabulary/family/exercises?04>
2. Online crossword. [http://www.carmenlu.com/first/vocabulary/family1/family1\\_1.htm](http://www.carmenlu.com/first/vocabulary/family1/family1_1.htm)

### ❖ TO CHECK YOUR KNOWLEDGE:

1. An online quiz to check your reading, writing and lexical competence. <https://www.usingenglish.com/quizzes/408.html>

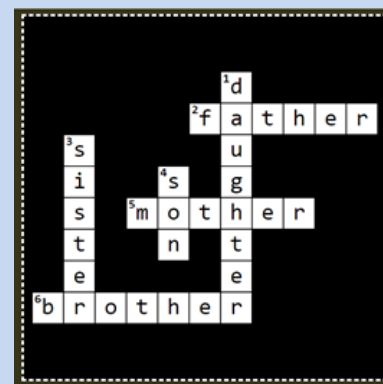
## ANSWER KEY

### VOCABULARY TASKS.

- a. 1-f 2-a 3-e 4-c 5-d 6-b  
b. Crossword box

### INFERENTIAL READING TASKS

- a. 6 people  
b. 1- father 2-mother 3-brother 4-sister 5-daughter 6-son  
c. 1. She is Jorge's sister.  
2. Leo is Jorge's father. / Leo is Laura's husband.  
3. Laura is Sandra's mother. / Laura is Leo's wife.  
4. Marco is Jorge's brother. / Marco is Leo's son.  
5. Sandra is Laura's daughter. / Sandra is Marco's sister.  
6. Jorge is Laura's son. / Sandra is Sonia's sister.





## ORIENTACIONES FINALES PARA LOS PADRES DE FAMILIA

Una vez su hijo (a) haya terminado las actividades de esta guía, por favor hágale las siguientes preguntas que le ayudarán a mejorar en su proceso de aprendizaje.

- ★ ¿Cuál fue la actividad que más te gustó y cuál fue la actividad que te pareció más difícil?
- ★ Enséñame como se dicen en inglés algunos de los miembros de la familia que aprendiste.
- ★ Enséñame cómo se describen las características físicas de un integrante de la familia en inglés.
- ★ ¿Cuánto tiempo usaste para desarrollar toda la guía?
- ★ ¿Qué recursos utilizaste?
- ★ ¿Qué actividad te gustaría desarrollar para aprender más sobre el tema abordado?

### AUTHOR(S)

Name	Yeidi Ospina	Derly Yuleith Guzmán Gámez	German Eliecer Imbus
Email	yeiospigi@gmail.com	deyuguga@hotmail.com	germanimbus92@gmail.com
School	I.E.R. LAS LAJAS	I.E.R. Marco Fidel Suarez.	I.E.R. Rio Negro