

"BEYOND THE CLASSROOM" ENGLISH SELF-STUDY GUIDE

School	_____	City	_____
Teacher's name	_____		
Student's name	_____		
Grade	6	Level	A1

ORIENTACIONES PARA LOS PADRES DE FAMILIA

Esta guía de aprendizaje de inglés para el trabajo en casa se preparó con el fin de ayudar a su hijo o hija a repasar vocabulario sobre objetos del salón de clase y comandos básicos utilizados diariamente en el ambiente escolar. Su hijo (a) deberá dedicar una hora para desarrollar toda la guía. El trabajo aquí descrito se relaciona con la página 13 y 14 del libro del estudiante Way to Go 6, que está disponible en la plataforma Colombia Aprende. Se adjuntó la página del libro al final de la guía para quienes no tiene acceso a internet.

- La actividad 1a son dos ejercicios de práctica del vocabulario en inglés sobre elementos del salón de clase, deberá escribir en el espacio la palabra que corresponda a la imagen tomándola del recuadro donde aparece todo el glosario.

- La actividad 1b: Debe relacionar las dos columnas: la primera sobre el vocabulario y la segunda sobre el uso de este glosario.

-La actividad 2 invita a analizar las palabras usadas para los comandos en inglés. Para esto, su hijo(a) debe referirse al ejercicio 4 de la página 14 del libro del estudiante y contestar unas preguntas.

-La actividad 3 empieza con un texto corto, el cual debe leer cuidadosamente y posteriormente, resolver un ejercicio que consiste en escribir en el espacio el número del orden de acuerdo a como se van mencionando los comandos en la lectura. También manifieste cuál es el comando que es más fácil de recordar.

- Por último, la actividad 4 es para que su hijo(a) autoevalúe lo aprendido.

Además, se ofrecen ejemplos de las actividades, las respuestas correctas y recursos adicionales de apoyo. Agradecemos su colaboración supervisando que su hijo(a) complete las actividades indicadas. Al final, ustedes encontrarán una serie de preguntas de verificación de lo que su hijo(a) aprendió mediante el desarrollo de esta guía.

WELCOME TO THIS SELF-STUDY GUIDE

Dear student, this English self-study guide has been designed to help you to review the vocabulary of objects in the classroom step by step. It also helps you to recognize the commands used in class. The activities projected on these materials are in the English series Way to Go, Student Book 6, Module 1 Unit 1 and Lesson 1 pages 13 and 14.



Topic	Skill(s)	Grammar	Vocabulary	Function(s)
Classroom commands	Reading	Imperatives- present simple	Classroom objects	Using classroom language

GET READY

Study time needed: 1 hour	Resources: Notebook, pencil, Bilingual English Dictionary, English Text: Way to Go 6 Student's Book. Pictures.	Textbooks Links: - Way to Go Student's Book 6, Module 1 Unit 1, pages 13-14 - http://aprende.colombiaaprende.edu.co/es/node/94010
--	--	--

LEARNING OBJECTIVES

LEARNING STRATEGIES

What will you learn/practice/reinforce with these activities?

- To practice vocabulary related to classroom objects.
- Recognize the use of commands in context.
- Identify information in simple text.

What can you do to achieve the objectives?

- Read the instructions of each one of the activities
- Look at the examples given to have a clear idea of the exercise
- Use a free dictionary app to listen to the pronunciation of the new vocabulary
- Only use the dictionary when is absolutely necessary to know the meaning of a word. Do not translate each word.
- Write in your notebooks any information that is relevant for you.

ACTIVITIES

1. VOCABULARY TASKS (15 minutes)

a. Label the pictures using words from the box below. Follow the examples given.

BOARD	PEN	PENCIL	ENGLISH BOOK	DICTIONARY	CHAIRS
RULER	DESK	ERASER			




1



2



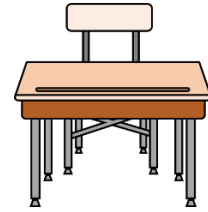
3



4



5



6

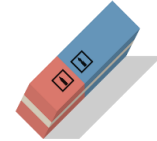
ruler



7



8



9

b. Match the description with the school element. Follow the example given.

- 1. You use a board
- 2. You use a pen
- 3. You use a pencil
- 4. You use an English book
- 5. You use a dictionary
- 6. You use a chair
- 7. You use an eraser
- 8. You use a desk
- 9. You use a ruler

- 9 To draw lines
- ___ To support your books during writing
- ___ To know the meaning of some words
- ___ To sit-down in class
- ___ To do the class activities.
- ___ To clean the board.
- ___ To write or draw, it is made of wood
- ___ To write on a paper, it contains ink
- ___ To write teacher 's or students ' ideas.

2. LANGUAGE FOR COMMANDS (20 minutes)

Open your "Way to Go Student 's Book" on page 14, Exercise 4. This exercise offers an example of some commands used in class. Read it.

How many commands are there?

___ 3 command ___ 6 commands ___ 9 commands

B. Look at Exercise 4 again, and notice the words used there to each command.

Then, answer the following questions:

- 1. Are commands positive or negative? _____
- 2. Can you write a command your teacher uses frequently in class?

Example: my teacher uses the command be quiet.

3. In positive command, is it necessary to write words like "you" or "to" before the command? Write yes or not: _____

C. which or the following command you hear in class: Put a tick (✓) if you hear it, or a cross (X) if you don't.

1. ____ Raise your hand
2. X Don't write in your notebooks
3. ____ Work in pairs
4. ____ No listen
5. ____ Be quiet!
6. ____ Open your books.

e. Compare your answers with the answer box at the end of this guide.

3. READING TASK (15 MINUTES)

D. Teacher Camilo gives his students some information about the class work. Read the text carefully.

Early in the morning teacher Camilo is in the classroom. He begins the class telling us open your books because it is time to start and read the instructions. Sometimes we speak a lot, so he says "be quiet" because we are making too much noise. Almost every class, teacher Camilo, prefers us to work in pairs because we are sharing our knowledge. At the moment of socialization, we must rise the hands to talk.

E. Now, write in the blank the corresponding number according to the order in which they appear in the reading.

- a. Work in pairs _____
- b. Be quiet_____
- c. Raise the hand _____
- d. Open your books 1
- e. Read _____

F. According to the reading, choose the best options.

1. When teacher Camilo begins the class he tells us...

- a. be quiet b. open your books c. rise your hands.

2. Teacher Camilo says be quiet because...

- a. we rise the hands b. we open our books c. we make too much noise.




3. We work in pair because

- a. We share knowledge b. we speak a lot c. we rise the hands

G. Post Reading

Which commands is easy to remember?

4. EVALUATE YOUR WORK (10 MINUTES)

CHECK YOUR PROGRESS!	 ₁₀	 ₁₁	 ₁₂	DISCUSS WITH YOUR PARENTS, THEN ANSWER THE QUESTIONS BELOW
	VERY WELL	QUITE WELL	WITH DIFFICULTY	
I can identify the classroom objects				Which words about objects in the classroom did you learn?
I can identify simple commands worked in class.				Which commands used in class can you write?
I can identify information in short texts.				Mention two ideas you identify in the text.

THIS IS THE END

Okay, today you have learned new things! Great! I recommend to continue practicing the vocabulary about objects in the classroom and the commands any time you can with your classmates. To reinforce knowledge, I invite you to visit the sites related in the Useful Resources. See you!

USEFUL RESOURCES

- <https://www.fredisalearns.com/unit-1-classroom-command-free-game/>
- <https://learnenglishkids.britishcouncil.org/word-games/classroom-actions-1>
- [Way to go Student's book 6, Module 1 Unit 1, exercises 1-2-3-4 pages 13 y 14](#)
- [Printed bilingual dictionary](#)
- www.depositphotos.com/



ANSWER KEY

VOCABULARY TASK

EXERCISE A. From left to right: board, pen, pencils, English book, ruler, desk, chairs, dictionary, eraser

EXERCISE B: From the top to the bottom in the second column: 9,8,5,6,4,7,3,2,1

LANGUAGE FOR COMMANDS:

EXERCISE A: 9 commands

EXERCISE B: 1-positive 2-Possible answer: Open your book! 3-No.

EXERCISE C: 1✓, 2 x , 3 ✓, 4 X, 5✓, 6 ✓

READING TASK

EXERCISE E: a.4, b.3, c.5, d.1- e. 2

EXERCISE F:1.b, 2.c, 3a

ORIENTACIONES FINALES PARA LOS PADRES DE FAMILIA

Una vez haya terminado de desarrollar la guía, hágale a su hijo las siguientes preguntas:

-¿Qué actividad te gustó más?

-¿qué actividad te pareció más difícil?

¿Qué objetos del salón de clase aprendiste a decir en inglés?

¿Qué instrucciones frecuentes utilizan en el salón de clase de inglés?

Para afianzar estos conocimientos le recomiendo que le solicite a su hijo(a) que siga practicando el vocabulario sobre el aula de clase y los comandos. Es importante que si el niño o niña tiene conectividad practique estas temáticas con sus compañeros ó también, lo pudiera hacer a través de WhatsApp. Una forma simple, podría ser enviando y respondiendo mensajes cortos a través de estos medios.

Name	Maritza Bonilla	Delio Fabio Fraile Hernández
Email	Maritza.bonilla.benavides89@gmail.com	misamigosloslibros@gmail.com
School	I.E. Raíces del Futuro- Ibagué Tolima	IET MARCO FIDEL SUÁREZ HERVEO-TOLIMA

LINKS OF IMAGES

1. Image retrieved from <https://pixabay.com/es/illustrations/tablero-escuela-pizarra-tiza-64269/>
2. Image retrieved from <https://pixabay.com/es/vectors/pluma-bol%C3%ADgrafo-bic-negro-147110/>
3. Image retrieved from <https://pixabay.com/es/vectors/l%C3%A1piz-agudo-%C3%BAtiles-escolares-153561/>



4. Image retrieved from <https://pixabay.com/es/illustrations/diccionario-ingl%C3%A9s-tutorial-escuela-5094403/> with a free for commercial use license.
5. Image retrieved from <https://sp.depositphotos.com/vector-images/regla.html?qview=12819095> with a free for commercial use license.
6. Image retrieved from <https://publicdomainvectors.org/en/free-clipart/Empty-school-desk/38559.html> with a free for commercial use license.
7. Image retrieved from <https://publicdomainvectors.org/en/free-clipart/Office-chairs-in-blue-color/85136.html> with a free for commercial use license.
8. Image retrieved from <https://publicdomainvectors.org/en/free-clipart/Book-cover-vector-illustration/12441.html> with a free for commercial use license.
9. Image retrieved from <https://publicdomainvectors.org/en/free-clipart/Vector-clip-artof-speedy-eraser/10996.html> with a free for commercial use license.
10. Image retrieved from <https://pixabay.com/vectors/smiley-face-grin-smile-happy-icon-304270/> with a free for commercial use license.
9. Image retrieved from <https://pixabay.com/vectors/smiley-emoticon-happy-face-icon-1635449/> with a free for commercial use license.
12. Image retrieved from <https://pixabay.com/vectors/smiley-emoticon-undecided-unsure-1635455/> with a free for commercial use license.



Way to Go Student Book 6, page 13 Exercise 2



2. Write » Complete with *a, an* or *some*.

1. a board		2. an orange pen		3. some pencils	
4. English book		5. dictionary		6. chairs	
7. students		8. desk		9. teacher	

Study Tip
You can focus on colours to understand grammar.



Way to Go Student Book 6, page 14, exercise 4

8 4.  **Listen »** Listen to Joshua's teacher.
Number the missing instructions.



Word Bank

- | | |
|---------------------|-----------------------------|
| 1. Raise your hand. | 6. Open your books. |
| 2. Read. | 7. Write in your notebooks. |
| 3. Be quiet! | 8. Work in pairs. |
| 4. Listen. | 9. Look at the board. |
| 5. Work in groups. | |