

“BEYOND THE CLASSROOM” ENGLISH SELF-STUDY GUIDE

School	_____	City	_____
Teacher’s name	_____		
Student’s name	_____		
Grade	6	Level	A1

ORIENTACIONES PARA LOS PADRES DE FAMILIA

Esta guía de aprendizaje de inglés para el trabajo en casa se elaboró con el fin de que su hijo o hija aprenda nuevo vocabulario sobre actividades que realizamos diariamente. Parte del trabajo se encuentra en la página 8 del Workbook Way to Go 6, el libro se encuentra en la plataforma Colombia Aprende al igual se escanearon las páginas del trabajo a desarrollar.

La actividad 1 se compone de tres ejercicios relacionados con el vocabulario de rutinas, allí debe organizar palabras, e identificar verbos relacionados con el tema propuesto.

Es importante revisar el cuadro titulado “grammar box” para una mayor comprensión y desarrollo de las actividades siguientes.

La actividad 2 consiste en identificar el error en cada una de las oraciones de acuerdo a la información presentada en el cuadro “grammar box”.

La actividad 3 consiste en resolver los puntos b y c basados en la lectura “Lisa’s daily routine”.

La actividad 4 es un texto el cual deben completar con las palabras del cuadro utilizando la conjugación del presente simple.

La actividad 5 consiste en escribir actividades diarias partiendo de los ejemplos dados en la guía.

La actividad 6 consiste en una autoevaluación donde su hijo debe responder algunas preguntas basadas en el aprendizaje adquirido.

Es importante tener en cuenta los links anexados en el cuadro “useful resources” para que el estudiante profundice y fortalezca el aprendizaje.

Finalmente agradecemos por el acompañamiento prestado en el desarrollo de las actividades.

Importante: al final encontrarán una serie de preguntas que les permitirán analizar sobre la comprensión del tema.

WELCOME TO THIS SELF-STUDY GUIDE

This self-study guide helps you to describe your daily routine in written form. All the activities are related to things that we do regularly. Some of the tasks are presented in Way to go workbook 6 Module 2 unit 2 lesson 2. The tasks begins with an unscramble activity and matching exercise, then you have to complete some grammar points, some reading exercises and end up with written sentences.

Topic

Skill(s)

Grammar

Vocabulary

Function(s)



A common day in life	Reading and writing	Simple present	Daily routines	Describing daily routines
----------------------	---------------------	----------------	----------------	---------------------------

GET READY

Study time needed: 2 hours	Resources: Mobile phone, internet, dictionary, pencil, and written instructions for daily routines.	Textbooks Links: Way to go Workbook book 6, page 8 exercises 2 – 3. https://drive.google.com/file/d/1GEKZV3GV0vf6cfhQgyE_4T41v3rwzb4V/view
---	---	--

LEARNING OBJECTIVES

LEARNING STRATEGIES

What will you learn/practise/reinforce with these activities?

- To understand and use familiar words and short phrases about routines, daily activities.
- To describe their daily routine.
- To describe routines and daily life activities from other members of the family.


What can you do to achieve the objectives?

- Use a free dictionary app to listen to the pronunciation of new vocabulary.
- Before doing the spelling activity, check out the flashcards link.
- Be attentive to the examples of the different readings and solve the activities.
- Read carefully the instructions for each activity.
- Pay big attention on the instructions, charts and explanations to have clear information to do the activities.

ACTIVITIES


1) VOCABULARY TASKS (30 minutes)

a) Look at the pictures and unscramble the letters



a) P G U E T: _____

b) T H S A A V K F E B A E R: _____





c) HBTREUESTH: _____



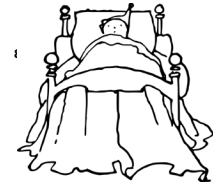
d) OTOHOCSOGL: _____



e) RTEAWKOEFSH: _____



f) DGTDESERSE: _____



g) RCIOAMHB: _____



h) DGEOBOT: _____



i) PESLE: _____

j) DMTEEABHEK: _____

b) Write the words from the box in empty spaces to complete the phrases. Make sure that all words are used:

listen – walk – ride – surf – drive
draw – do – watch – read

a) _____ to music

f) _____ the dog

b) _____ the net

g) _____ a bicycle

c) _____ a car

h) _____ pictures

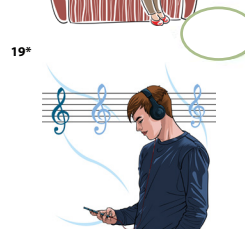

d) _____ exercises

i) _____ TV

e) _____ books



c) Now match the complete phrases with the pictures below, write the correct letter next to each picture.



GRAMMAR BOX

Subject pronouns	Affirmative	Negative
I	PLAY	DON'T PLAY
YOU	PLAY	DON'T PLAY
HE	PLAYS	DOESN'T PLAY
SHE	PLAYS	DOESN'T PLAY
IT	PLAYS	DOESN'T PLAY
WE	PLAY	DON'T PLAY
THEY	PLAY	DON'T PLAY

For HE/SHE/IT it is necessary to pay special attention if the actions finish with:
1. O, S, X, CH, SH because you have to add ES after the action in affirmative form.

Do	Does
Pass	Passes
Fix	fixes
Teach	teaches
Push	Pushes

2. Y but before it, you have a consonant. Erase the Y and add IES

Study	Studies
Fly	Flies
Cry	Cries

3. there are some special cases like HAVE/ CAN / MIGHT / BE

Have	has
Can	can
Might	might
Be	is

4. If the action has a different condition from those previously presented you simply add S.

Play	plays
Drink	drinks
Sleep	sleeps



2) GRAMMAR PRACTICE (15 minutes)

a) Look at the sentences below and decide if they are *right* or *wrong*. Focus your attention on the underlined expressions. Then correct the wrong ones.

- 1) On Weekdays I usually wakes up at 8 am. _____
- 2) Tom get up every day very early _____
- 3) Michael washes his face and takes a shower. _____
- 4) Sam doesn't comb his hair. _____
- 5) I have a breakfast at around 8.30. _____
- 6) Ruby don't brush her teeth every day. _____
- 7) I get dressed in the morning. _____
- 8) Maddy and Claire takes a bus to work. _____
- 9) At around 12:30 he has lunch. _____
- 10) My grandparents rarely watches TV. _____

3) READING ACTIVITY (30 minutes)

a) Read the text carefully

LISA'S DAILY ROUTINE

Lisa is twelve years old and she **lives** in New York. She usually **gets** up at eight, she **has** a shower, **gets** dressed and then she **brushes** her teeth. After that, she **goes** downstairs and has breakfast. For breakfast she usually **has** milk, toast and orange juice. Then she **brushes** her teeth again because she **likes** them white and healthy!

Then she **goes** to the bus stop to catch the school bus. Classes start at half past eight and finish at half past four. She usually **has** lunch at the school canteen with her schoolmates at about 12 o'clock. Her best friend **is** Tommy and Sophie always **sits** next to her at lunch.

After school she **returns** home and **does** her homework. She **is** a very hard-working pupil and she never **misses** a school task! After homework, she usually **listens** to music and **watches** television.

At half past seven it **is** time for dinner. Then she usually **reads** a book or chats with her parents for a while.

Finally, she **goes** to bed at about ten o'clock, but before that she **brushes** her teeth.



b) Order Lisa's daily routine.

1. She goes to bed at about ten o'clock. _____
2. She gets dressed. _____
3. She catches the bus to school. _____
4. She has lunch at the school canteen. _____



5. She listens to music. _____
6. She gets up. _____
7. She does her homework. _____
8. She has a shower. _____
9. She has dinner. _____

c) Answer the questions about the text

- 1) How old is Lisa? _____
- 2) Where does she live? _____
- 3) What time does she get up? _____
- 4) Does she have breakfast at home? _____
- 5) What time do the classes start? _____
- 6) Is she a hard - working girl? _____
- 7) What time does she go to bed? _____

4) LANGUAGE ABOUT ROUTINES (20 minutes)

- a) Open your "Way to Go Student Workbook" on page 8, Exercise 2
- b) This exercise is a text, you must complete the gaps using the correct word from the chart.

2. Complete the following daily routine with the verbs from the box. Remember to use the verbs in the correct form.

arrive - have (x2) - play - take - wake - make - do - go (x2) - start - watch

My day starts very early. I wake up at 5:00 am. My sister ¹_____ a shower at 5:15 am and I ²_____ my bed. I ³_____ breakfast at 5:50 am. My sister and I ⁴_____ to school at 6:20 am because school ⁵_____ at 7:00 am. We ⁶_____ home at 3:00 pm. We ⁷_____ our homework at 4:00 pm and then we ⁸_____ TV or we ⁹_____ sports. At 7:00 pm we ¹⁰_____ dinner and we ¹¹_____ to sleep before 9:00 pm.

21*

- c) In the following exercise write the time you do each activity from your daily routine.

3. Think about your daily routine. Write the time you do each activity.

Time	Activity
	Wake up
	Make my bed
	Take a shower
	Have breakfast
	Brush my teeth
	Go to school
	Start school
	Arrive home
	Do homework or study
	Watch TV or play
	Have dinner
	Go to bed

22*



d) Write at least ten activities from your daily routine




- _____
- _____
- _____
- _____
- _____
- _____
- _____
- _____
- _____
- _____

5) WRITING ABOUT YOUR ROUTINE (20 minutes)

Pay attention to the following question and use as much information as possible, check the expressions from the previous exercises to complete your ideas. (10 lines)

What do you do in a common day at school? Do not forget to mention the time you do each aspect.

6) EVALUATE YOUR WORK (5 minutes)

CHECK YOUR PROGRESS!				ANSWER THE QUESTIONS BELOW
	23* Very well	24* Quite well	25* With difficulty	
I can understand short texts about daily routines and activities.				How many new words did you learn?
I can write my own daily routine.				Which activity was easier to develop?



THIS IS THE END

Congratulations, you can do amazing things. Continue practicing the vocabulary about routines or daily activities, and how to give instructions in English. You can check the useful resources

Also. You can practice the correct use of simple present in your daily life.

USEFUL RESOURCES

Online English Spanish dictionary

<https://dictionary.cambridge.org/es/diccionario/ingles-espanol/>

Flashcards about daily routines

<https://www.englishwsheets.com/daily-routines-8.html>

Grammar

<https://www.youtube.com/watch?v=35Bkm7UCi2s>

Watch a video about daily routines

<https://www.youtube.com/watch?v=WxISeXIPh9g>

ANSWER KEY

1) Vocabulary task

a) Look at the pictures and unscramble the letters

- | | |
|------------------|-------------------|
| a) Get up | b) Have breakfast |
| c) brush teeth | d) go to school |
| e) take a shower | f) get dressed |
| g) comb hair | h) go to bed |
| i) sleep | j) make the bed |

b) Write the words from the box in empty spaces to complete the phrases. Make sure that all words are used:

a) listen b) surf c) drive d) do e) read f) walk g) ride h) draw i) watch

c) Now match the complete phrases with the pictures below, write the correct letter next to each picture.

E - I - D
H - C - B
G - F - A

2) Grammar practice

1) 9 2) 2 3) 4 4) 5 5) 7 6) 1 7) 6 8) 3 9) 8

3) Reading activity

b) 1. Wrong 2. Wrong 3. Right 4. Right 5. Right 6. Wrong 7. Right 8. Wrong 9. Right 10. Wrong

c) 1. Twelve years ago 2. New York 3. At 8:00 4. Milk, toast and orange juice

5. At half past eight 6. Yes, she is 7. About 10 o'clock

4) Language for instructions

1) takes 2) make 3) have 4) go 5) starts 6) arrive 7) do 8) watch



9)play 10)have 11) go

ORIENTACIONES FINALES PARA LOS PADRES DE FAMILIA

Una vez su hijo o hija haya terminado las actividades de esta guía disfrutando de su compañía y apoyo, por favor felicítelo(a) y hágale las siguientes preguntas que le permiten verificar el proceso de aprendizaje.

- ¿Cuál fue la actividad que más te gustó?
- Enséñame a decir que hago todos los días en inglés.
- ¿Fue difícil desarrollar la guía? ¿Por qué lo crees?
- ¿Qué recursos utilizaste?
- Recuérdale que él o ella son capaces de lograr grandes cosas y que estas actividades son muy significativas para su vida

AUTHOR(S)

Name	Luz Adriana Garcia	Julian Andrés Yaya	Angela Carolina Villa
Email	naniglesia@gmail.com	Julian.yaya@hotmail.com	caroangie12@hotmail.com
School	Institución Educativa Obispo	Escuela Normal Superior Rebeca Sierra Cardona	Institución Educativa Colegio Santo Domingo Savio

LINKS OF IMAGENES

1. Image retrieved from <https://pixabay.com/vectors/blue-morning-blanket-boy-pajamas-2759824/> with a free for commercial use license.
2. Image retrieved from <https://pixabay.com/vectors/food-sandwich-plate-juice-toast-41504/> with a free for commercial use license.
3. Image retrieved from <https://pixabay.com/vectors/man-mirror-tooth-blue-bathroom-2166254/> with a free for commercial use license.
4. Image retrieved from <https://pixabay.com/vectors/kids-students-back-to-school-boy-160168/> with a free for commercial use license.
5. Image retrieved from <https://pixabay.com/vectors/shower-douche-spray-cleaning-99263/> with a free for commercial use license.
6. Image retrieved from <https://pixabay.com/vectors/kids-children-summer-camp-30477/> with a free for commercial use license.
7. Image retrieved from <https://pixabay.com/vectors/man-combing-hair-black-and-white-33169/> with a free for commercial use license.
8. Image retrieved from <https://pixabay.com/vectors/bed-bedtime-child-infant-kid-1299479/> with a free for commercial use license.
9. Image retrieved from <https://pixabay.com/vectors/sleep-sleeping-asleep-1389978/> with a free for commercial use license.
10. Image retrieved from <https://pixabay.com/vectors/cot-bed-hospital-patient-care-312424/> with a free for commercial use license.
11. Image retrieved from <https://pixabay.com/vectors/girl-book-school-reading-learning-160167/> with a free for commercial use license.
12. Image retrieved from <https://pixabay.com/vectors/screen-television-silhouettes-310714/> with a free for commercial use license.
13. Image retrieved from <https://pixabay.com/vectors/cartoon-child-comic-2027156/> with a free for commercial use license.
14. Image retrieved from <https://pixabay.com/vectors/draw-drawing-hand-human-line-art-4067546/> with a free for commercial use license.
15. Image retrieved from <https://pixabay.com/vectors/old-man-drive-vintage-car-car-23793/> with a free for commercial use license.
16. Image retrieved from <https://pixabay.com/illustrations/woman-laptop-notebook-sitting-1459220/> with a free for commercial use license.
17. Image retrieved from <https://pixabay.com/vectors/biker-jump-sport-bike-adventure-30269/> with a free for commercial use license.
18. Image retrieved from <https://pixabay.com/illustrations/man-dog-walking-animals-small-dog-2885709/> with a free for commercial use license.
19. Image retrieved from <https://pixabay.com/illustrations/young-person-man-people-portrait-4811941/> with a free for commercial use license.
20. Image retrieved from <https://pixabay.com/vectors/girl-school-child-young-happy-160019/> with a free for commercial use license.
21. Ministerio de Educación Nacional (2016). Way to go! 6th Grade. Bogotá D.C. – Colombia. Retrieved from www.colombiaaprende.edu.co/colombiabilingue.
22. Ministerio de Educación Nacional (2016). Way to go! 6th Grade. Bogotá D.C. – Colombia. Retrieved from www.colombiaaprende.edu.co/colombiabilingue.
23. Image retrieved from <https://pixabay.com/vectors/smiley-face-grin-smile-happy-icon-304270/> with a free for commercial use license.
24. Image retrieved from <https://pixabay.com/vectors/smiley-emoji-happy-face-icon-1635449/> with a free for commercial use license.
25. Image retrieved from <https://pixabay.com/vectors/smiley-emoji-undecided-unsure-1635455/> with a free for commercial use license.