



## “BEYOND THE CLASSROOM” ENGLISH SELF-STUDY GUIDE

School

City

Teacher's name

Student's name

Grade

6

Level

A1

### ORIENTACIONES PARA LOS PADRES DE FAMILIA

Esta guía de aprendizaje de inglés para el trabajo en casa fue diseñada con el fin de que su hijo o hija adquiriera un nuevo vocabulario sobre actividades de rutina diaria. Parte del trabajo elaborado se encuentra en *la página 70* del “Student's book Way to Go grado 6”. Este libro podrá encontrarlo en la plataforma Colombia Aprende.

La actividad 1 se compone de dos ejercicios relacionados con el vocabulario de la rutina. Deberá ordenar las acciones que hacen parte de la rutina, y para ello, podrá visualizar las imágenes y contextualizarlas con las oraciones que aparecen en inglés, después, deberá clasificar esas acciones de rutina de acuerdo a los tres momentos en que se divide el día; es decir, en la mañana, en la tarde y en la noche.

La actividad 2 consta de cuatro ejercicios en los cuales: Deberá encontrar el error contenido en las oraciones y corregirlo de acuerdo a la explicación gramatical, después deberá leer cuidadosamente y ordenar las actividades que hacen parte de la rutina de Valeri, en este punto podrá utilizar la ayuda del diccionario; luego, encontrará una corta lectura y de acuerdo a ella deberá responder si las oraciones son verdaderas o falsas; y finalmente, deberá responder una encuesta que hace parte de su rutina. A través de ésta se determinará qué tan saludable es su rutina.

La actividad 3 está compuesta de dos ejercicios en los cuales deberá escribir 8 oraciones que hagan parte de su rutina diaria tomando como base los ejemplos dados en la guía, y por último deberá grabar un audio o video acerca de su rutina.

Para culminar exitosamente el desarrollo de la guía, en la actividad 4 su hijo (a) se deberá auto-evaluar de acuerdo al aprendizaje adquirido.

Tenga presente que la guía ofrece ejemplos de las actividades, las respuestas correctas y recursos adicionales de apoyo.

Agradecemos su colaboración supervisando que su hijo(a) complete las actividades indicadas.



## WELCOME TO THIS SELF-STUDY GUIDE

This English self-study guide helps you to practise the present tense, all the activities are related to the topic MY DAILY ROUTINE which activities are presented in Way to Go Student's Book 6. *Module 2, unit 3, lesson 1, page 70*. First you have to reorder some daily activities, then classify them in what part of the day those activities are done, also you are going to read and correct some sentences, answer true or false in a chart and finally write your own routine.

Topic	Skill(s)	Grammar	Vocabulary	Function(s)
<b>My daily routine</b>	Writing Speaking	Present tense	*Daily activities *Useful expressions (in the morning, in the afternoon, in the evening) *Some adverbs of frequency	To exp

## GET READY

<b>Study time needed:</b>  <b>2 hours</b>	<b>Resources:</b> <i>English dictionary, worksheet, notebook, pencil, colors, mobile phone video camera, Pdf file of way to go student book 6.</i>	<b>Textbooks Links:</b> - <a href="http://aprende.colombiaaprende.edu.co/es/node/94010">http://aprende.colombiaaprende.edu.co/es/node/94010</a> - <i>Way to go student book 6. Module 2, unit 3, lesson 1, page 70.</i> - <i>Way to go workbook 6. Module 2, unit 3, lesson 1, page 25.</i>
---	---	--

## LEARNING OBJECTIVES

## LEARNING STRATEGIES

*What will you learn/practise/reinforce with these activities?*

- To describe habits and personal care routine
- To express the times for doing activities
- To use some adverbs of frequency

*What can you do to achieve the objectives?*

- Follow the model text for ordering the activities
- Look at the examples given. They are highlighted in different colours
- Use the dictionary if it's necessary
- Read carefully and answer true or false
- Before recording or tape your own routine, practise reading out loud.



ACTIVITIES

1. VOCABULARY TASKS: (35 minutes)

A. Reorder the pictures according to the routine

1\*



\_\_\_ I play soccer

2\*



\_\_\_ I take a shower

3\*




\_\_\_ I brush my teeth (after breakfast)

4\*



\_\_\_ I get dressed

5\*



\_\_\_ I have breakfast

6\*




\_\_\_ I do the homework

7\*



1 I wake up

8\*



\_\_\_ I have dinner

9\*



\_\_\_ I brush my teeth (before sleeping)



10\*



\_\_\_\_\_ I watch tv

11\*



\_\_\_\_\_ I go to school

12\*



\_\_\_\_\_ I get up

13\*



\_\_\_\_\_ I have lunch

14\*



15 I go to sleep

15\*



\_\_\_\_\_ I brush my teeth (after lunch)

B. Classify the activities according to the time:

\*In the morning

- **I wake up**
- \_\_\_\_\_
- \_\_\_\_\_
- \_\_\_\_\_
- \_\_\_\_\_
- \_\_\_\_\_

\*In the afternoon

- \_\_\_\_\_
- \_\_\_\_\_
- **I play soccer**
- \_\_\_\_\_

\*In the evening

- \_\_\_\_\_
- \_\_\_\_\_
- \_\_\_\_\_
- **I go to sleep**

**Useful Expressions** <sup>16\*</sup>

**In the morning**  
**In the afternoon**  
**In the evening**  
**At night**



## 2. LANGUAGE TASKS (60 minutes)

We use Present simple tense, to talk about things that usually happen regularly and facts that are generally true.

### HOW TO MAKE HE - SHE - IT FORMS:

17\*

SPELLING RULES	EXAMPLES
With most verbs, add "s"	<ul style="list-style-type: none"> <li>I take a shower – she <b>takes</b> a shower</li> </ul>
Ending in "consonant + y" change "y" to "i" and add "es"	<ul style="list-style-type: none"> <li>I <b>study</b> - she <b>studies</b></li> </ul>
Ending in "s, z, ch, sh, x, o" add "es"	<ul style="list-style-type: none"> <li>I brush my teeth - she <b>brushes</b> her teeth</li> <li>I go to school – she <b>goes</b> to school</li> <li>I watch tv – she <b>watches</b> tv</li> </ul>
Irregular verb <b>have</b> – <b>has</b>	<ul style="list-style-type: none"> <li>I <b>have</b> breakfast – she <b>has</b> breakfast</li> </ul>

A. The following sentences have some mistakes. Underline those mistakes and then correct the sentences. Pay attention to the example done:

- She **have** breakfast at 6 am.

*She has breakfast at 6 am.*

1. I watches tv.

\_\_\_\_\_

2. He take a shower

\_\_\_\_\_

3. I goes to school

\_\_\_\_\_

4. He have dinner at 7

\_\_\_\_\_

5. I studies for the exams

\_\_\_\_\_



B. Put the activities in the correct order. Take into account the rules explained above. Look for the unknown vocabulary:

Valerie Castagna	
<input type="checkbox"/>	She <b>has a nap after lunch</b>
<input type="checkbox"/>	She <b>eats fruits and cereal for breakfast</b>
<input type="checkbox"/>	She <b>goes to sleep at 9 pm</b>
<input type="checkbox"/>	She goes to the gym.
<input type="checkbox"/>	She goes home.
<input type="checkbox"/>	She <b>takes a shower after going to the gym</b>
<input type="checkbox"/>	She <b>gets up at 6 am</b>
<input type="checkbox"/>	She <b>goes to school from 7 to 1pm</b>



C. Read the routine of a Latin American Swimming Champion. Tick (✓) true or false:

19\*



I wake up at 4.30 every day. I arrive at the pool at 5 a.m. Then, I swim for two hours. After I finish, I go home. I have breakfast before I take a shower. I go to school at 7.45 and I finish at 2.45. After school, I go swimming again. I usually arrive home for dinner at 6.30. Sometimes I'm late because I swim more.

	True	False
1. He wakes up very early every day.	<input type="checkbox"/>	<input type="checkbox"/>
2. First, he takes a shower. Then, he has breakfast.	<input type="checkbox"/>	<input type="checkbox"/>
3. He has breakfast at school.	<input type="checkbox"/>	<input type="checkbox"/>
4. He goes swimming before and after school.	<input type="checkbox"/>	<input type="checkbox"/>
5. He always has dinner at 6.30.	<input type="checkbox"/>	<input type="checkbox"/>

D. Answer the questions in the survey about being healthy. Then see your results:

**Always = 100%**  
**Sometimes = 50%**  
**Hardly ever = 5%**



20\*

**Republic of Colombia School**

Always   Sometimes   **Hardly ever**

**In the morning**

1. Do you have breakfast?
2. Do you have a shower and brush your teeth?
3. Do you have a fruit snack?

**In the afternoon**

4. Do you watch TV for less than one hour a day?
5. Do you drink a lot of water?
6. Do you do exercise?

**In the evening**

7. Do you eat vegetables?
8. Do you share time with your family?
9. Do you sleep seven or eight hours per day?

**Understand your results!**

<p><i>7-9 always</i> You have a healthy routine.</p>	<p><i>3-6 sometimes</i> Your routine is not so balanced.</p>	<p><i>5-7 hardly ever</i> It's time to make a change! You're not healthy!</p>
--	--	---

### 3. WRITING AND SPEAKING ABOUT YOUR DAILY ROUTINE (20 minutes)




A. Write 8 activities that make part of your daily routine. Use the previous information.

1. \_\_\_\_\_
2. \_\_\_\_\_
3. \_\_\_\_\_
4. \_\_\_\_\_
5. \_\_\_\_\_
6. \_\_\_\_\_
7. \_\_\_\_\_
8. \_\_\_\_\_

B. Record a tape or video about your own routine. Then send it by whatsapp to your teacher.



#### 4. EVALUATE YOUR WORK.... (5 minutes)

Check your progress!	 21*	 22*	 23*
	Very well	Quite well	With difficulty
• I can describe present habits and personal care routine.			
• I can express the times for doing activities.			
• I can use some adverbs of frequency			

### THIS IS THE END

Congratulations, you can do amazing things, you are a smart student, you have the ability to understand the topic with your own daily activities.

### USEFUL RESOURCES

English dictionary, worksheet, notebook, pencil, colors, mobile phone video camera, Pdf file of way to go student book 6.

**Daily routine vocabulary:**

<https://www.youtube.com/watch?v=M4FMEmI0qTM>

[https://www.vocabulary.cl/Lists/Daily\\_Routines.htm](https://www.vocabulary.cl/Lists/Daily_Routines.htm)

<https://learnenglishteens.britishcouncil.org/vocabulary/beginner-vocabulary/daily-routine>

[https://es.liveworksheets.com/worksheets/en/English\\_as\\_a\\_Second\\_Language\\_\(ESL\)/Daily\\_Routines/Daily\\_Routines\\_nh18772on](https://es.liveworksheets.com/worksheets/en/English_as_a_Second_Language_(ESL)/Daily_Routines/Daily_Routines_nh18772on)

<https://www.google.com/url?q=http://aprende.colombiaaprende.edu.co/es/node/94010&sa=D&ust=1597874038389000&usg=AFQjCNHvD6XujqsVKVuPgQVq8QfLN7eaNg>

### ANSWER KEY



## 1. LANGUAGE TASKS:

A. Reorder the pictures according to the activity

- 11 - 3 - 6
- 4 - 5 - 10
- 1 - 13 - 14
- 12 - 7 - 2
- 8 - 15 - 9

B. Classify the activities according to the time:

### 1. In the morning:

- I wake up
- I get up
- I take a shower
- I get dressed
- I have breakfast
- I brush my teeth

### 2. In the afternoon:

- I have lunch
- I brush my teeth
- I do the homework
- I play soccer

### 3. In the evening:

- I watch tv
- I have dinner
- I brush my teeth
- I go to sleep

## 2. GRAMMAR FUNCTION

A. The following sentences have some mistakes. Underline those mistakes and then correct the sentences.

1. I watch tv.
2. He takes a shower
3. I go to school
4. He has dinner at 7
5. I study for the exams

B. Put the activities in the correct order. Take into account the rules explained above. Look for the vocabulary unknown:

- 5
- 2
- 8
- 6
- 4
- 7
- 1
- 3

C. Read the routine of a Latin American Swimming Champion. Tick (✓) true or false

1. TRUE
2. FALSE
3. FALSE
4. TRUE
5. FALSE



## ORIENTACIONES FINALES PARA LOS PADRES DE FAMILIA

Una vez su hijo o hija haya terminado las actividades de esta guía, por favor hágale las siguientes preguntas que le permiten verificar el proceso de aprendizaje:

- ¿Cuál fue la actividad que más te gustó y cuál fue la actividad que te pareció más difícil?
- Enséñame cómo se dicen en inglés algunas expresiones que hacen parte de la rutina.
- ¿Cuánto tiempo te tomó desarrollar toda la guía?
- ¿Qué recursos utilizaste?
- No olvide felicitarlo(a) por los esfuerzos realizados y los aprendizajes obtenidos durante el desarrollo de la guía.

### AUTHOR(S)

Name	Paula Andrea Delgado Polo	Lina Constanza López Arenas	Gildardo Lasso Bañol
Email	padelpo24@yahoo.es	linacons212@hotmail.com	gildardolasso@hotmail.com
School	I.E.OBISPO	I.E. BONAFONT	I.E. BONAFONT



Way to go student workbook 6. Module 2, unit 3, lesson 1, page 25.

24\*

module 2 // Unit 3

# Unit » 3

## My Health Care Routine

### Lesson 1 » On a Normal Day I ...

1. Write the activities on the chart to show when you do them.

In the morning	In the afternoon	In the evening	At night

2. Use the information from exercise 1 and the words in the box to write sentences about your routine.

always usually sometimes

- In the morning, I usually study at school.
- In the morning, I always \_\_\_\_\_.
- In the \_\_\_\_\_, I \_\_\_\_\_.
- In the \_\_\_\_\_.
- \_\_\_\_\_.

drink water

brush my teeth

spend time with my family

eat healthy food

do exercise

take a shower

watch TV

sleep well

study

## LINKS OF IMAGENES

1. Image retrieved from <https://pixabay.com/vectors/footballer-football-sport-game-boy-1204089/> with a free for commercial use license.
2. Image retrieved from <https://pixabay.com/vectors/shower-douche-spray-cleaning-99263/> with a free for commercial use license.
3. Image retrieved from <https://pixabay.com/vectors/man-mirror-tooth-blue-bathroom-2166254/> with a free for commercial use license.
4. Image retrieved from <https://pixabay.com/vectors/kids-children-summer-camp-30477/> with a free for commercial use license.
5. Image retrieved from <https://pixabay.com/vectors/food-sandwich-plate-juice-toast-41504/> with a free for commercial use license.
6. Image retrieved from <https://pixabay.com/illustrations/boys-studying-children-student-1844435/> with a free for commercial use license.
7. Image retrieved from <https://pixabay.com/vectors/blue-morning-blanket-boy-pajamas-2759824/> with a free for commercial use license.
8. Image retrieved from <https://pixabay.com/vectors/plate-dinner-restaurant-food-lunch-303475/> with a free for commercial use license.
9. Image retrieved from <https://www.freeimages.com/es/photo/brushing-teeth-1636561> with a free for commercial use license.
10. Image retrieved from <https://pixabay.com/vectors/screen-television-silhouettes-310714/> with a free for commercial use license.
11. Image retrieved from <https://pixabay.com/vectors/kids-students-back-to-school-boy-160168/> with a free for commercial use license.
12. Image retrieved from <https://pixabay.com/vectors/waking-up-getting-up-lazy-woman-2704249/> with a free for commercial use license.
13. Image retrieved from <https://pixabay.com/vectors/pasta-spaghetti-italian-bowl-576417/> with a free for commercial use license.
14. Image retrieved from <https://pixabay.com/vectors/bed-bedtime-child-infant-kid-1299479/> with a free for commercial use license.
15. Image retrieved from <https://www.freeimages.com/es/photo/brushing-teeth-1636561> with a free for commercial use license.
16. Ministerio de Educación Nacional (2016). Way to go! 6th Grade. Bogotá D.C. – Colombia. Retrieved from [www.colombiaaprende.edu.co/colombiabilingue](http://www.colombiaaprende.edu.co/colombiabilingue).
17. Ministerio de Educación Nacional (2016). Way to go! 6th Grade. Bogotá D.C. – Colombia. Retrieved from [www.colombiaaprende.edu.co/colombiabilingue](http://www.colombiaaprende.edu.co/colombiabilingue).
18. Ministerio de Educación Nacional (2016). Way to go! 6th Grade. Bogotá D.C. – Colombia. Retrieved from [www.colombiaaprende.edu.co/colombiabilingue](http://www.colombiaaprende.edu.co/colombiabilingue).
19. Ministerio de Educación Nacional (2016). Way to go! 6th Grade. Bogotá D.C. – Colombia. Retrieved from [www.colombiaaprende.edu.co/colombiabilingue](http://www.colombiaaprende.edu.co/colombiabilingue).
20. Ministerio de Educación Nacional (2016). Way to go! 6th Grade. Bogotá D.C. – Colombia. Retrieved from [www.colombiaaprende.edu.co/colombiabilingue](http://www.colombiaaprende.edu.co/colombiabilingue).
21. Image retrieved from <https://pixabay.com/vectors/smiley-face-grin-smile-happy-icon-304270/> with a free for commercial use license.
22. Image retrieved from <https://pixabay.com/vectors/smiley-emoji-happy-face-icon-1635449/> with a free for commercial use license.
23. Image retrieved from <https://pixabay.com/vectors/smiley-emoji-undecided-unsure-1635455/> with a free for commercial use license.
24. Ministerio de Educación Nacional (2016). Way to go! 6th Grade. Bogotá D.C. – Colombia. Retrieved from [www.colombiaaprende.edu.co/colombiabilingue](http://www.colombiaaprende.edu.co/colombiabilingue).