

## “BEYOND THE CLASSROOM” ENGLISH SELF-STUDY GUIDE

**School** \_\_\_\_\_ **City** \_\_\_\_\_  
**Teacher's name** \_\_\_\_\_  
**Student's name** \_\_\_\_\_  
**Grade** 6 **Level** A1

### ORIENTACIONES PARA LOS PADRES DE FAMILIA

Es un gusto saludarlos. Esta guía de aprendizaje de inglés para el trabajo en casa ( o en alternancia) se preparó con el fin de ayudar a su hijo o hija a practicar dando y recibiendo instrucciones adecuadas, explorando y repasando las rutinas diarias, algunas actividades variadas en el presente. El trabajo aquí descrito se deriva de las actividades indicadas en el libro del estudiante **Way to Go**, que está disponible en la plataforma Colombia Aprende. Recuerden enviar las actividades o entregarlas en el tiempo y plazo dado, estamos trabajando juntos y necesitamos su colaboración como acudiente, madre o padre de familia y sobre todo para esta área que requiere tanta atención.

**Actividad 1:** Su hijo(a) identificará el vocabulario dado y escribirá en los espacios.

**Actividad 2:** Su hija(o) podrá divertirse en esta actividad mediante el uso de un audio sencillo enviado donde tendrá que escuchar con mucha atención cuales son las actividades en inglés que se pronuncian, las cuales son las que debe seleccionar y subrayar a modo de BINGO.

**Actividad 3:** Su hija (o) vera un entretenido video donde se muestra a un personaje realizando su rutina de limpieza en casa, su hija tendrá que interpretar lo que ve y desarrollar una serie de oraciones como se muestra en los ejemplos.

**Actividad 4:** Su hija (o) podrá desarrollar un video corto, donde tendrá que implementar su imaginación, sus conocimientos previos sobre la rutina diaria y la pronunciación en inglés.

**Actividad 5:** Finalmente su hijo (a) trabajará con la cartilla WAY to GO PAGINAS 20, 21 Y 22 adjuntas al final de la cartilla.

Agradecemos su colaboración supervisando que su hijo(a) complete las actividades indicadas. Al final, ustedes encontrarán una serie de preguntas de verificación de lo que su hijo(a) aprendió mediante el desarrollo de esta guía.

### WELCOME TO THIS SELF-STUDY GUIDE

This English self-study guide helps you practise giving instructions in oral form. All the activities are related to the topic of daily routine present in Way to Go Student Book 6 Module 1 Unit 2 Lesson 1. It builds on the vocabulary, language analysis and writing tasks done in the previous lesson.

Topic	Skill(s)	Grammar	Vocabulary	Function(s)
Daily routines	Writing Listening Speaking	Verbs about routines in the Present Simple tense, auxiliary for closed questions: Do and Does, answers and negatives.	Different activities in daily routines.	Understanding the different routines and possible everyday activities



### GET READY

**Study time needed:**  
1 hour

**Resources:** Mobile phone, dictionary, pencil, paper for the BINGO.

**Textbooks Links:**

- [Way to Go Student Book 6](#)

### LEARNING OBJECTIVES

*What will you learn/practise/reinforce with these activities?*

- To practice daily routine activities.
- To understand images, videos and audios related to the topic.

### LEARNING STRATEGIES

*What can you do to achieve the objectives?*

- Read the instructions for each task.
- Repeat the pronunciation of the words a few times. It can help you feel more comfortable to use them.
- Before recording your video / audio tutorial, practise reading it out loud.


### ACTIVITIES

#### LANGUAGE TASKS (10 minutes)

Look at the pictures and identify the activities in the images. Follow the example in yellow.


- Brush the teeth** Listen to music Go to school Play with friends Sleep Do the homework  
 Make the bed Watch TV Take a shower Have lunch Clean Wake up

1\*



1. Brush the teeth

2\*



2. W \_\_\_\_\_

3\*




3. G. \_\_\_\_\_

4\*



4. P \_\_\_\_\_

5\*









5. S \_\_\_\_\_

6\*



6. H \_\_\_\_\_









<p>7* </p> <p>7. D _____</p>	<p>8* </p> <p>8. M _____</p>	<p>9* </p> <p>9. L _____</p>
<p>10* </p> <p>10. W _____</p>	<p>11* </p> <p>11. T _____</p>	<p>12* </p> <p>12. C _____</p>

Images from freepik.com

### LISTENING TASKS - DAILY ACTIVITIES BINGO (5 minutes)

Listen to the audio that your teacher sent to you, in the audio you will find some daily routine activities. Look at the following images and mark the activities that you listen in the audio. Send the solution to your teacher to see who the winner of this activity is.

<p>Put on make up</p>	<p>13* </p>	<p>Wake up at Seven o`clock</p>	<p>14* </p>
<p>They go back home from school</p>	<p>15* </p>	<p>Take a bath and wash your hair</p>	<p>16* </p>

<p>Do you wash your hands with soap and water?</p>	<p>17*</p> 	<p>You do not comb your hair</p>	<p>18*</p> 
<p>He doesn't do the homework</p>	<p>19*</p> 	<p>She does not read a fairy tale</p>	<p>20*</p> 
<p>Get dressed with jeans</p>	<p>21*</p> 	<p>Does she have fruits and milk for breakfast?</p>	<p>22*</p> 


Images from freepik.com

**WRITING TASK (20 minutes)**

Watch the video about Mr Bean's routine. You can activate the subtitles in English:

<https://www.youtube.com/watch?v=S0r-BHE1fS4>

Write and draw on you notebook eight activities you can see in the video. Use the vocabulary of the game. Look at the example:

<p>23*</p>  <p>screenshot from youtube link above</p>	<p>Mr Bean takes a bath and plays with his teddy bear.</p>
	<p>Mr Bean wakes up early and cleans the house...</p>






**SPEAKING TASKS (20 minutes)**

**Make a short video with the daily routines or weekend routines of someone from your family. (1 or 2 minute video).**

1. Write the activities on your notebook (include 2 negatives with the use of **does not/ do not** ).
2. Practice saying these activities in complete sentences (e.g. My dad wakes up at 6am everyday. She makes my breakfast, then washes the dishes.)
3. Record the video with a cell phone and say the activities during the recording of your video.
4. Show the video to your teacher and classmates.

**SELF-ASSESSMENT (5 minutes)**

**How do you feel about the development of this guide?**

24*				
				
Very happy, I learnt a lot	Very comfortable, I learnt most of the things.	Fine, but I need to improve.	Not very comfortable, I had many difficulties.	I am very confused with the lesson; I could not finish on time.
<input type="checkbox"/>	<input type="checkbox"/>	<input type="checkbox"/>	<input type="checkbox"/>	<input type="checkbox"/>

I learnt that:	
I practiced:	
I had difficulties at:	
I enjoyed:	
I did not like:	
I have to reinforce:	



## THIS IS THE END

Congrats, you did it! I am very proud of you, but the most important is that you can be proud of your achievement. Continue practicing the vocabulary, try to have a healthy routine by writing a to-do list, you can practice by doing the to do list for different tasks with the time.

## USEFUL RESOURCES

[Online English Spanish dictionary](https://dictionary.cambridge.org/es/diccionario/ingles-espanol/)

- <https://dictionary.cambridge.org/es/diccionario/ingles-espanol/>

[WAY TO GO BOOK 6](https://drive.google.com/file/d/1GEKZV3GV0vf6cfhQgyE_4T41v3rwzb4V/view)

[https://drive.google.com/file/d/1GEKZV3GV0vf6cfhQgyE\\_4T41v3rwzb4V/view](https://drive.google.com/file/d/1GEKZV3GV0vf6cfhQgyE_4T41v3rwzb4V/view)

[How to tell the time games](https://learnenglishkids.britishcouncil.org/category/topics/time)

<https://learnenglishkids.britishcouncil.org/category/topics/time>

## ANSWER KEY

Vocabulary review: 2 Watch TV / 3 Go to school / 4 Play with friends / 5 Sleep / 6 Have lunch / 7 Do the homework / 8 Make the bed / 9 Listen to music / 10 Wake up / 11 Take a shower / 12 Clean

## ORIENTACIONES FINALES PARA LOS PADRES DE FAMILIA

Una vez su hijo o hija haya terminado las actividades de esta guía, por favor hágale las siguientes preguntas que le permiten verificar el proceso de aprendizaje

- ¿Cuál fue la actividad que más te gustó y cuál fue la actividad que te pareció más difícil?
- Escuchemos juntos el video / la grabación de audio que hiciste. Cuéntame, ¿qué tan claras crees que fueron tus instrucciones para tus compañeros? ¿Por qué?
- ¿Qué crees que podemos hacer juntos para ayudarte a seguir mejorando la pronunciación en inglés?
- ¿Qué crees que puedes hacer para seguir mejorando tu habilidad de entender lo que alguien dice en inglés?
- ¿Cuánto tiempo te tomó desarrollar toda la guía?
- ¿Qué recursos utilizaste?

## AUTHOR(S)

Name	MONICA VIVIANA BERNAL SOTO
Email	<a href="mailto:monicavivianabernal@gmail.com">monicavivianabernal@gmail.com</a>
School	JOSE MARIA OBANDO SEDE PIEDRA VERDE

## LINKS OF IMAGENES

1. Image retrieved from

[https://www.freepik.com/free-vector/clean-tooth-background\\_1130798.htm#page=1&query=brush%20teeth&position=1](https://www.freepik.com/free-vector/clean-tooth-background_1130798.htm#page=1&query=brush%20teeth&position=1) with a free for commercial use license.

2. Image retrieved from

[https://www.freepik.com/free-vector/boys-girls-sitting-tv-screen\\_8270944.htm#page=1&query=watch%20tv&position=13](https://www.freepik.com/free-vector/boys-girls-sitting-tv-screen_8270944.htm#page=1&query=watch%20tv&position=13) with a free for commercial use license.

3. Image retrieved from

[https://www.freepik.com/free-vector/back-school-kids-cartoon\\_4743077.htm#page=1&query=go%20to%20school&position=8](https://www.freepik.com/free-vector/back-school-kids-cartoon_4743077.htm#page=1&query=go%20to%20school&position=8) with a free for commercial use license.

4. Image retrieved from

[https://www.freepik.com/free-vector/kids-playing-together-while-wearing-medical-masks\\_7606531.htm#page=1&query=playing&position=24](https://www.freepik.com/free-vector/kids-playing-together-while-wearing-medical-masks_7606531.htm#page=1&query=playing&position=24) with a free for commercial use license.

5. Image retrieved from

[https://www.freepik.com/free-vector/flat-person-sleeping-night-bed-background\\_4477937.htm#page=1&query=sleeping&position=2](https://www.freepik.com/free-vector/flat-person-sleeping-night-bed-background_4477937.htm#page=1&query=sleeping&position=2) with a free for commercial use license.

6. Image retrieved from

[https://www.freepik.com/free-vector/children-having-meal-table\\_4978332.htm#page=1&query=have%20lunch&position=3](https://www.freepik.com/free-vector/children-having-meal-table_4978332.htm#page=1&query=have%20lunch&position=3) with a free for commercial use license.

7. Image retrieved from

[https://www.freepik.com/free-vector/one-happy-boy-doing-homework-desk\\_5874525.htm#page=1&query=do%20homework&position=13](https://www.freepik.com/free-vector/one-happy-boy-doing-homework-desk_5874525.htm#page=1&query=do%20homework&position=13) with a free for commercial use license.

8. Image retrieved from

[https://www.freepik.com/free-vector/girl-making-bed-white-background\\_1909469.htm#page=1&query=make%20bed&position=1](https://www.freepik.com/free-vector/girl-making-bed-white-background_1909469.htm#page=1&query=make%20bed&position=1) with a free for commercial use license.

9. Image retrieved from

[https://www.freepik.com/free-vector/set-people-listening-music-illustrated\\_5524727.htm#page=1&query=listen%20music&position=0](https://www.freepik.com/free-vector/set-people-listening-music-illustrated_5524727.htm#page=1&query=listen%20music&position=0) with a free for commercial use license.

10. Image retrieved from

[https://www.freepik.com/free-vector/happy-young-woman-getting-up-smiling\\_9649972.htm#page=1&query=wake%20up&position=0](https://www.freepik.com/free-vector/happy-young-woman-getting-up-smiling_9649972.htm#page=1&query=wake%20up&position=0) with a free for commercial use license.

11. Image retrieved from

[https://www.freepik.com/free-vector/little-child-boy-character-take-shower\\_4015573.htm#page=1&query=take%20a%20shower&position=3](https://www.freepik.com/free-vector/little-child-boy-character-take-shower_4015573.htm#page=1&query=take%20a%20shower&position=3) with a free for commercial use license.

12. Image retrieved from

[https://www.freepik.com/free-vector/cleaners-with-cleaning-products-housekeeping-service\\_4887688.htm#page=1&query=cleaning&position=0](https://www.freepik.com/free-vector/cleaners-with-cleaning-products-housekeeping-service_4887688.htm#page=1&query=cleaning&position=0) with a free for commercial use license.

13. Image retrieved from

[https://www.freepik.com/free-vector/woman-applying-makeup-put-dry-powder-face-cartoon-illustration\\_6690895.htm#page=1&query=put%20make%20up&position=1](https://www.freepik.com/free-vector/woman-applying-makeup-put-dry-powder-face-cartoon-illustration_6690895.htm#page=1&query=put%20make%20up&position=1) with a free for commercial use license.

14. Image retrieved from

[www.freepik.com/free-vector/happy-young-woman-getting-up-smiling\\_9649972.htm#page=1&query=wake%20up&position=0](https://www.freepik.com/free-vector/happy-young-woman-getting-up-smiling_9649972.htm#page=1&query=wake%20up&position=0) with a free for commercial use license.

15. Image retrieved from

[https://www.freepik.com/free-vector/hand-drawn-school-bus-with-children\\_2401698.htm#page=1&query=school%20bus&position=19](https://www.freepik.com/free-vector/hand-drawn-school-bus-with-children_2401698.htm#page=1&query=school%20bus&position=19) with a free for commercial use license.

16. Image retrieved from

[https://www.freepik.com/free-vector/man-having-shower-bath-sitting-bathtub-with-foam-washing-hair-vector-illustration-bathroom-body-hygiene-relax-morning-concept\\_10613188.htm#page=1&query=take%20a%20bath&position=0](https://www.freepik.com/free-vector/man-having-shower-bath-sitting-bathtub-with-foam-washing-hair-vector-illustration-bathroom-body-hygiene-relax-morning-concept_10613188.htm#page=1&query=take%20a%20bath&position=0) with a free for commercial use license.

## LINKS OF IMAGENES

17. Image retrieved from

[https://www.freepik.com/free-photo/woman-washes-her-hands-with-soap-tap-bathroom\\_10471129.htm#page=1&query=wash%20hands&position=42](https://www.freepik.com/free-photo/woman-washes-her-hands-with-soap-tap-bathroom_10471129.htm#page=1&query=wash%20hands&position=42) with a free for commercial use license.

18. Image retrieved from

[https://www.freepik.com/free-photo/rear-view-combing-healthy-long-straight-female-hair-isolated-gray\\_8473456.htm](https://www.freepik.com/free-photo/rear-view-combing-healthy-long-straight-female-hair-isolated-gray_8473456.htm) with a free for commercial use license.

19. Image retrieved from

[https://www.freepik.com/free-vector/studying-concept-illustration\\_7119041.htm#page=1&query=studyin](https://www.freepik.com/free-vector/studying-concept-illustration_7119041.htm#page=1&query=studyin) with a free for commercial use license.

20. Image retrieved from

[www.freepik.com/free-photo/little-girl-reading-book-with-teddy-bear-floor-concept-relaxation-friendship\\_8828420.htm](https://www.freepik.com/free-photo/little-girl-reading-book-with-teddy-bear-floor-concept-relaxation-friendship_8828420.htm) with a free for commercial use license.

21. Image retrieved from

[https://www.freepik.com/free-photo/liitle-boy-getting-dressed-by-himself\\_3274263.htm#page=1&query=boy%20getting%20dressed&position=4](https://www.freepik.com/free-photo/liitle-boy-getting-dressed-by-himself_3274263.htm#page=1&query=boy%20getting%20dressed&position=4) with a free for commercial use license.

22. Image retrieved from

[https://www.freepik.com/free-photo/studio-shot-smiling-red-haired-girl-with-braided-hair-sitting-table-about-eat-lunch-looking-left-side\\_10627489.htm#pag](https://www.freepik.com/free-photo/studio-shot-smiling-red-haired-girl-with-braided-hair-sitting-table-about-eat-lunch-looking-left-side_10627489.htm#pag) with a free for commercial use license.

23. Image retrieved from <https://www.youtube.com/watch?v=S0r-BHE1fS4>

24. Image retrieved from <https://pixabay.com/illustrations/emotion-scale-emoji-icon-feedback-3404484/> with a free for commercial use license.