



"BEYOND THE CLASSROOM" ENGLISH SELF-STUDY GUIDE

School _____

City _____

Teacher's name _____

Student's name _____

Grade

6

Level

A1

ORIENTACIONES PARA LOS PADRES DE FAMILIA

Esta guía de inglés para el trabajo en casa se preparó con el fin de ayudar a su hijo o hija a repasar vocabulario sobre las partes del cuerpo en inglés, desarrollar una sopa de letras en inglés; así como desarrollar la competencia de comprensión lectora apoyándose en el tema de las partes del cuerpo; también presenta unos link para que el estudiante desarrolle actividades online y su aprendizaje sea motivante. Su hijo o hija deberá dedicar una hora para desarrollar toda la guía. El trabajo aquí descrito se relaciona en la página 17 del workbook – Way to Go de sexto grado.

- La actividad 1 son dos ejercicios de práctica de vocabulario en inglés sobre las partes del cuerpo, al principio encuentra un link; al que debe dirigirse y realizar la actividad allí dispuesta: luego, encuentra un dibujo que señala las diferentes partes del cuerpo, el estudiante debe escribir cada parte en inglés apoyándose de las palabras del recuadro, debe realizar la actividad en el cuaderno de inglés; y en la parte número 2 encuentra una sopa de letras en las que debe encontrar las 12 partes del cuerpo que se encuentran en el recuadro.
- La actividad 2 es un ejercicio de comprensión lectora; donde su hijo o hija debe responder unas actividades sencillas acerca del texto, ingresando al link que se encuentra en la parte inferior.
- La actividad 3 consiste en desarrollar una actividad de escritura y debe realizar 5 oraciones en el cuaderno guiado por los ejemplos que tiene en la parte superior, y las oraciones subrayadas en amarillo en el texto.
- La actividad 4 consiste en unas sencillas acciones que permiten que su hijo se autoevalúe, de acuerdo a las actividades desarrolladas en esta guía.

Cada actividad cuenta con un ejemplo que le permita orientarse para el desarrollo de la misma; agradecemos su colaboración supervisando que su hijo o hija complete las actividades indicadas.

WELCOME TO THIS SELF-STUDY GUIDE

This English self-study guide helps you practice giving instructions in written form. All the activities are related to the topic My body is an Amazing Machine presented in Way to Go workbook 6; module 2, Unit 1, lesson 1. It starts with some vocabulary revision activities. Then, you have to answer some questions about a reading activity about body parts and physical characteristics.



Topic	Skill(s)	Grammar	Vocabulary	Function(s)
My body is an Amazing Machine	Writing Reading	Personal Pronouns To be Have/has	Parts of the body Adjectives	Identifying the main parts of the body

GET READY

Study time 1 hour	Resources: <i>Mobile phone, computer, English dictionary, pencil, notebook, internet</i>	Textbooks Links: <i>Way to go - Student Book 6, Module 2 Unit 1 lesson 1 page 50.</i>
-----------------------------	--	---

LEARNING OBJECTIVES

LEARNING STRATEGIES

<p><i>What will you learn/practise/reinforce with these activities?</i></p> <ul style="list-style-type: none"> • To identify the main parts of the body and its features. • To write simple sentences using <i>to be</i>. • To identify adjectives in the text. 	<p><i>What can you do to achieve the objectives?</i></p> <ul style="list-style-type: none"> • Read the instructions for each task carefully. • Draw in your notebook each body part that you found in the word search. • Listen to the audio many times you need before completing the activity.
--	---

ACTIVITIES

4.VOCABULARY TASKS (25 minutes)

- Go to the link below, complete the activity, take a screenshot of your results and send it to your teacher.**

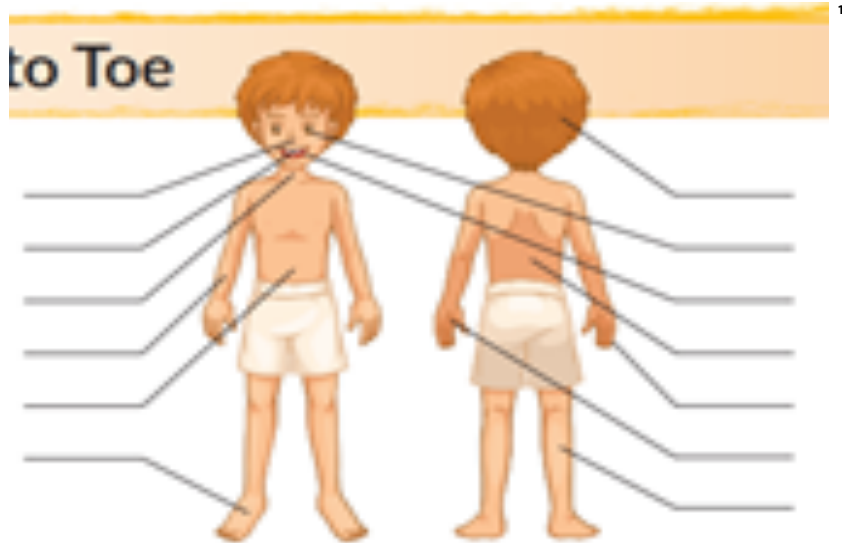
The activity "Body Parts" consist of matching the words and pictures according to the correct pronunciation.

<https://learnenglishteens.britishcouncil.org/vocabulary/beginner-vocabulary/body-parts>



b. In your notebook label the picture of the human body with the words from the box. You can use a dictionary.

Arm back eye feet finger hand head leg mouth neck nose stomach teeth



c. Locate the 12 words given in the grid

ARM LEG EYE EAR STOMACH HEAD BACK FOOT NECK KNEE
SHOULDER ELBOW

PARTS OF THE BODY

U	V	A	L	Y	A	A	S	M	N	E	S	D	W	C
T	R	U	R	N	I	H	X	I	W	E	F	O	O	T
M	T	Q	J	I	O	V	X	D	P	I	C	W	C	K
M	C	T	K	U	W	Q	C	K	R	R	T	K	K	B
T	F	C	L	K	D	O	E	U	W	C	Y	Y	S	Z
Q	A	D	G	N	W	J	B	Y	V	X	P	J	P	S
B	E	H	G	E	J	J	Q	L	E	M	C	C	X	W
R	S	I	K	E	A	N	A	F	E	E	J	T	J	Y
Q	K	Y	Q	S	C	P	S	M	G	E	L	A	L	M
J	Z	A	A	L	U	K	K	V	J	Z	E	F	L	B
Z	Y	H	C	A	M	O	T	S	D	H	X	P	Y	Z
A	C	H	J	P	J	V	E	K	A	R	X	E	T	S
T	A	R	W	P	U	P	N	O	E	H	Z	W	R	L
I	J	U	U	D	Q	D	K	K	H	P	E	Y	A	H



READING TASKS (15 minutes)

a. Read carefully the following text.

Dear friend,

My name is Dana. I am 9 years old and I live in Nicosia, Cyprus. I want to describe myself so you know what I look like, I am a happy person.

I am not very tall and not very short. **I have long, curly hair.** It is brown. I have green eyes. **My face is round.** I love to play football and computer games with my friends from school.

The name of my best friend is Johanna. She is 9 1/2 years old. She also lives in Nicosia. She is very tall! She has long, straight hair. Her hair is blond and she has blue eyes. Her face is long – oval shape. Her legs are also very long!

We have another friend. His name is Ben. He is also 9 years old. He is a little short. **He has short, black and straight** hair. His eyes are black. His face is the shape of a triangle.

We always play with them. We love to be together every afternoon after we do our homework.

Please tell me about you and your friends too!

Yours, Dana.

b. Answer the following questions according to the reading

1. How old is Dana? _____
2. How is Dana's hair? _____
3. What color are Johanna's eyes? _____
4. How is Ben's hair? _____

3. LANGUAGE AWARENESS (13 minutes)

- a. Circle the words in the text that describe physical characteristics.
- b. Write 5 sentences you find in the text according to the following example.

HAVE	TO BE
She has brown eyes.	She is tall.

c. Read the sentences and choose the correct answer.

1. *She is tall*

After the verb BE (am, is, are) we put: a) physical characteristic (size, shape) b) body part

2. *She has brown eyes* / *She has long hair*

In these sentences the characteristic comes: a) before the body part b) after the body part

3. *She is thirteen*

To talk about age we always use: a) have b) am/is/are

REMEMBER...

TO HAVE + adjective + part of the body *I have brown eyes.*

TO BE + adjective *I am tall.*

TO BE + age *I am twelve.*



4. WRITING TASK (5 minutes)

a. How many sentences about your body can you write in five minutes; write them in the notebook.

For example: My arms are strong. My head is small; but, my nose is big. My ears are small and my eyes are small too. Also, my legs are strong...

4. SELF-ASSESSMENT TASKS (3 minutes)

a. Colour a smiley face according to the things that you can and can't do

After finishing this self-study guide, I can...			
_ Identify my body parts			
_ Write recommendations to protect our body			
_ Write sentences using vocabulary of body parts			
_ Listen and say the body parts			
_ Recognize adjectives and its function			

THIS IS THE END

Congratulations, you can do amazing things. Continue practicing the vocabulary about body parts; and how to create sentences with physical characteristics; Finally, I invite you to know your physical characteristics and body parts in English.



USEFUL RESOURCES

Online English Spanish dictionary
<https://dictionary.cambridge.org/>

Way to go - sixth grade - student's book
<https://drive.google.com/file/d/1sroHuDVqB3YpL6ztL5hn3ViweAmR5oc6/view>

Classroom resources: Puzzle Maker
<http://puzzlemaker.discoveryeducation.com/WordSearchSetupForm.asp>

British Council: Body Parts
<https://learnenglishteens.britishcouncil.org/vocabulary/beginner-vocabulary/body-parts>

Present Simple
<https://www.englishpage.com/verbpage/simplepresent.html>
<https://grammar.cl/Present/Simple.htm>

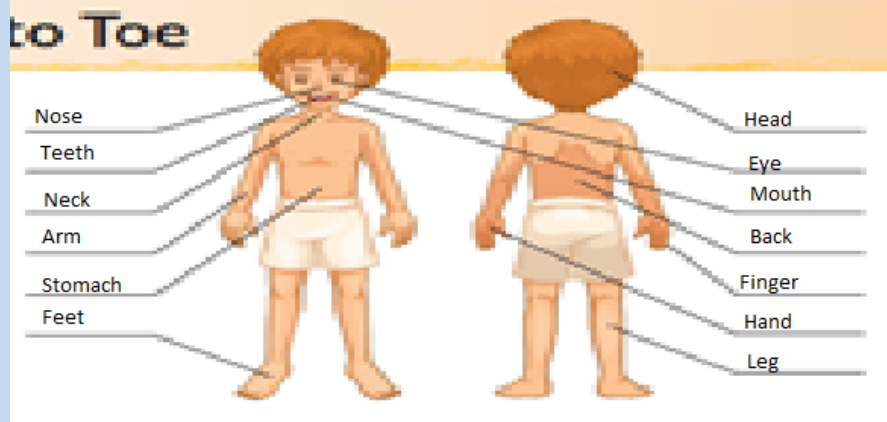
Explanation video
https://www.youtube.com/watch?time_continue=4&v=x-X9sURtFB8&feature=emb_logo

Reading activity
<https://www.englishexercises.org/makeagame/viewgame.asp?id=6261>

ANSWER KEY

1. VOCABULARY TASKS

b. Human body





c. Parts of the body



Reading Task

- B.**
1. She is 9 years old
 2. Danna's hair is long and curly
 3. Johanna's eyes are blue
 4. Ben's hair is short, black and straight

3. Language Awareness

- a. Tall
Short
Long and curly hair
Green eyes
Blond hair
Blue eyes
Legs are long
Has short, black straight hair

Sentences

1. I am not very tall
2. I have green eyes
3. She is very tall
4. She has long, straight hair
5. She has blue eyes

B.

HAVE	TO BE
I have green eyes	I am not very tall
She has long, straight hair	She is very tall
She has blue eyes	



C.

1. She is tall
 - a. Physical Characteristics
2. She has brown eyes/she has long hair
 - a. Before the body parts
3. She is thirteen
 - b. am/is/are

ORIENTACIONES FINALES PARA LOS PADRES DE FAMILIA

Una vez su hijo(a) ha desarrollado completamente las actividades de la guía, es momento de hacer verificación de su proceso de aprendizaje; por tanto, le sugerimos hacer las siguientes preguntas:

- Diga tres cosas que haya aprendido de las partes del cuerpo en inglés. (Say three things you learned about body parts in English).
- ¿Qué tan difícil encontraron las actividades? (How difficult did you find the activities?)
- Diga 5 nuevas palabras que haya aprendido en inglés. (Tell me 5 new words you learned in English)

AUTHOR(S)

Name	Luz Adriana Urán	Maira Alejandra Parrado	Dora Cecilia Uribe Hoyos
Email	luzuran@jaga.edu.co	mairaparrado@jaga.edu.co	doraceuribe@gmail.com
School	José Antonio Galán	José Antonio Galán	Manuel Jose Sierra



APPENDIX

Way to go series - sixth grade, Module 2, Unit 1, Lesson 1.

MODULE // 2 Unit // 1 Lesson // 1

Unit »1

My Body Is an Amazing Machine

» Objectives

- » I can identify the main parts of the body and its features.
- » I can understand descriptions of body problems.
- » I can write simple recommendations to protect our bodies.

In Context » From Head to Toe

Vocabulary Activity

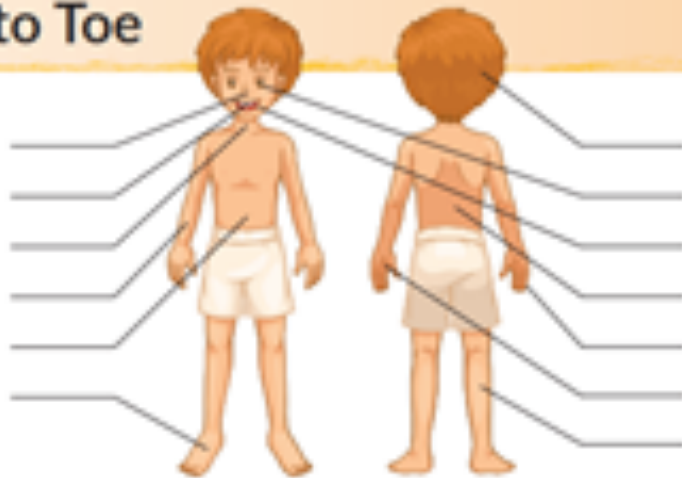
Lesson 1 » From Head to Toe

1. Label the picture of the human body with the words from the box.

arm back eye feet
finger hand head
leg mouth neck
nose stomach teeth

2. Circle the correct adjectives.

1. Nairo Quintana can ride his bike in high mountains because he has very **short** /





Reading Activity

Me & My Body - reading comprehension

Downloadable
worksheets:



PARTS OF THE BODY
Level: elementary
Age: 7-10
Downloads: 4872

A letter to a new e-pal

Me & My Body Reading Comprehension

(A) Read the text:

Dear friend,

My name is Dana. I am 9 years old and I live in Nicosia, Cyprus. I want to describe myself so you know what I look like.

I am not very tall and not very short. I have long, curly hair. It is brown. I have green eyes. My face is round. I love to play football and computer games with my friends from school.

The name of my best friend is Johanna. She is 9 1/2 years old. She also lives in Nicosia. She is very tall. She has long, straight hair.

Her hair is blond and she has blue eyes. Her face is long – oval shape. Her legs are also very long!

We have another friend. His name is Ben. He is also 9 years old. He is a little short. He has short, black and straight hair. His eyes are black. His face is the shape of a triangle.

Writing Activity.

8. Write»

How many sentences about your body can you write in one minute?
Write them on the board.



My arms are strong. My head's small, but my nose is big. My ears are small and my eyes are small, too. My legs are . . . and my head is . . .





La educación
es de todos

Mineducación



LINKS OF IMAGENES

1. Ministerio de Educación Nacional (2016). Way to go! 6th Grade. Workbook. Bogotá D.C. – Colombia. P. 17. Retrieved from www.colombiaaprende.edu.co/colombiabilingue.