



“BEYOND THE CLASSROOM” ENGLISH SELF-STUDY GUIDE

School

City

Teacher's name

Student's name

Grade

6th

Level

A1

ORIENTACIONES PARA LOS PADRES DE FAMILIA

Estimados padres de familia y/o acudientes, reciban un cordial y fraterno saludo.

Continuando con nuestra labor de enseñanza y, de la mano de ustedes, su compromiso, amor, y entrega, deseamos dar nuestro mejor esfuerzo para el crecimiento personal y aprendizajes de nuestros niños y jóvenes, el futuro de la sociedad. Para llevar a cabo esta guía, su hijo o hija dispone de 60 minutos en los que, con su ayuda y guía, realizará las siguientes actividades:

Sección 1- **Language task** (actividad de lenguaje): Ejercicio para conocer y comprender vocabulario relacionado con los miembros de la familia. En la primera parte su hijo debe organizar las 4 palabras de forma correcta y después unir la palabra al miembro de la familia que pertenece. Por ejemplo: dotldre se organiza y queda Toddler qué quiere decir bebe y por eso se une a la imagen del bebe al lado derecho. En la segunda parte el estudiante debe organizar el vocabulario de la familia en femenino, masculino y vocabulario que se use para ambos géneros. Por ejemplo, mamá es femenino mientras que papá es masculino.

Sección 2- **Reading task** (actividad de lectura): El estudiante emplea la comprensión de textos sencillos en inglés sobre dos familias diferentes, sus relaciones, descripciones, ocupaciones, entre otros. En la parte **a)** debe leer el texto que está a la derecha de la imagen y después completar el cuadro vacío que está en el árbol. En la parte **b)** debe leer el texto y completar los espacios en la imagen con los posesivos (his, her) y finalmente responder las preguntas en la parte superior que son Falso o Verdadero.

Sección 3 **Writing task** (actividad de escritura): Poniendo en práctica lo visto y aprendido en las secciones anteriores, el estudiante debe crear su propio árbol familiar y texto describiendo a su familia, tomando como punto de referencia los ejemplos suministrados.

Sección 4 **Assessment task** (autoevaluación): Es hora de evaluar de que el niño evalúe su propio rendimiento, destacando lo que disfrutó o no de la guía.

Al desarrollar las actividades adecuadamente, y en compañía de su guía y orientación como

padre, madre o acudiente, el niño (a) aprenderá adecuadamente y de manera dinámica sobre la familia y sus miembros en inglés, siendo capaz de describir la suya y la del resto con confianza y fluidez, aportando positivamente a su comprensión, adquisición de saberes y crecimiento personal.

Esperamos que su hijo (a) disfrute la guía, aprenda cómodamente y se apasione por lo que hace. Al finalizar las actividades, podrán encontrar las respuestas y verificar el proceso.

¡Bendiciones y éxitos!

WELCOME TO THIS SELF-STUDY GUIDE

This English self-study guide will help you learn vocabulary about family and how to refer to people's possessions with His or Her. All the activities are connected to the reading in Way to Go Student Book 1 Module 2 Unit 1 (page 33). It starts with some vocabulary activities. Then, you have to read a text about a family and work on some activities about it, then you will discover how to express possession. Finally, you will introduce your family through a family tree and a short text about them all. Hope you enjoy this wonderful guide.

Topic	Skill(s)	Grammar	Vocabulary	Function(s)
Family life	Reading and Writing	Possessive adjective	Members of the family	Talk about family relationships

GET READY

Study time needed: 1 hour	Resources: <i>English dictionary, notebook, pencil, sheets of paper, PDF file of Way to Go Student Book 6.</i>	Textbooks Links: - <i>Way to Go Student Book 6, page 31 Exercise 3</i> - <i>Way to Go Workbook 6 page 11 Exercise 1</i>
--	--	--

LEARNING OBJECTIVES

LEARNING STRATEGIES

What will you learn/practice/reinforce with these activities? <ul style="list-style-type: none"> To practice vocabulary related to the family 	What can you do to achieve the objectives? <ul style="list-style-type: none"> Read the instructions for each task. Look at the examples given carefully
---	--








- To describe family relationships

- Use the dictionary only if absolutely necessary.
- Write in your notebook any "new" words

ACTIVITIES

1. LANGUAGE TASKS (10 minutes) -

- a) Unscramble the letters below and match each word to the correct picture of the family members. See example:

<p>1</p> 	<div style="border: 1px solid green; padding: 5px; margin-bottom: 5px; text-align: center;"> nos _____ </div> <div style="border: 1px solid green; padding: 5px; margin-bottom: 5px; text-align: center;"> tdeugahr _____ </div> <div style="border: 1px solid green; padding: 5px; margin-bottom: 5px; text-align: center;"> remhto _____ </div> <div style="border: 1px solid green; padding: 5px; margin-bottom: 5px; text-align: center;"> hratef _____ </div> <div style="border: 1px solid green; padding: 5px; margin-bottom: 5px; text-align: center;"> dotldre _____ Toddler </div>	<p>2</p> 
<p>3</p> 	<p>5</p> 	<p>4</p> 

- b) Classify the vocabulary according to the genre it refers to, see example:

~~Mother~~ / brother / Cousin / Nephew / Sister / Grandmother / Daughter in law

Niece / Great grandmother / Brother in law / Aunt / Uncle / ~~Father~~ / Father in law



Female	Male	Female or Male
Mother	Father	

2. READING TASK (20 Minutes).

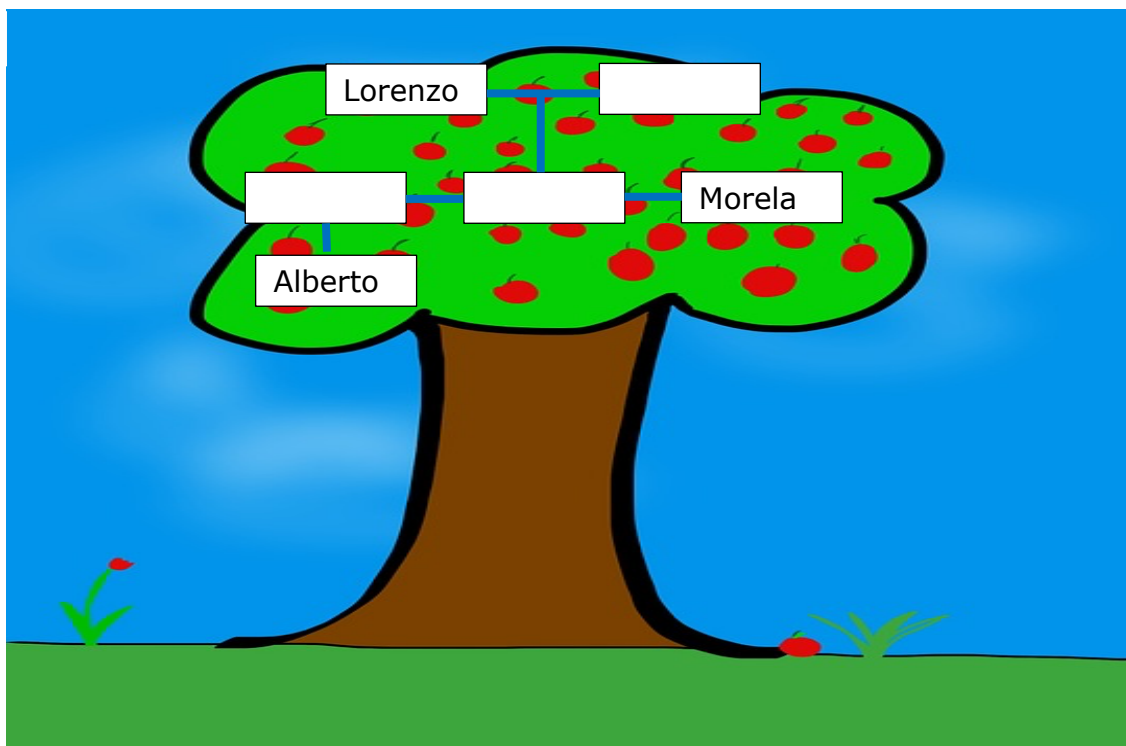
a) Read about Maya, our friend from Silvia, Cauca and complete her family tree.

6



Hi! **My** name's Maya Itimay. I have two sisters. Their names are Yolanda and Morela. Yolanda's 24. **Her** son's Alberto. **His** last name's Camijoi. Morela's 16. **Our** parents are Guambiano people. **Their** names are Lorenzo and Sashkay. This is their picture.

7




- b) Read the following text about Jay's family and complete the names on the picture, then answer the questions below.

My name is Jay, I am from the beautiful city of Medellin in Colombia and this is my family.

My wife's name is Magda and she is 33 years old; she enjoys taking care of her kids and spending quality time with them. My daughters' names are Melanie and Nicole. Melanie is 18 years old and she is studying at the University her favorite major which is Modern Languages. She also enjoys spending time with her friends. My youngest daughter is Nicole. She is only 12 years old and she helps her mother at home with the chores. Finally, that is my baby boy. He is just 2 years old and his name is Martin. He loves his family and he is always playing with all his toys.

Part I, complete the text with the correct possessive adjective:

8



This is my son. _____ name is **Martin** and he is just 2 years old. He likes to play with _____ toys.

This is my wife. _____ name is **Magda**, she is 33 and she loves _____ family

This is my oldest daughter. _____ name is **Melanie**

This is my daughter. _____ name is **Nicole** and she loves _____ family

This is my family

Part II, answer the questions below:


- 1- Jay has only 3 children.
- 2- Nicole is 18 years old.
- 3- Melanie studies at the university.
- 4- Magda is Jay's wife.
- 5- Martin helps his mother with the chores.

- TRUE - FALSE
 TRUE - FALSE
 TRUE - FALSE
 TRUE - FALSE
 TRUE - FALSE

WRITING TASK (20 Minutes).



a) Complete the following family tree with the members of your family. You can add rows or squares if necessary. ***Be creative to complete it.***

9



b) Write a paragraph describing your family. Remember to include their ages or where they are from and what they like to do.

ASSESSMENT TASKS (10 minutes) Complete the following chart with 2 things that you liked about this class and something that was difficult for you.

2 STARS AND A WISH	
	<p>2 things you liked or enjoyed about the class</p> <p>1- _____</p> <p>_____</p> <p>2- _____</p> <p>_____</p>
	<p>1 thing that was challenging for you:</p> <p>_____</p> <p>_____</p>

THIS IS THE END

You have finished this guide successfully, congratulations! You did a great job, keep going and continue practicing vocabulary and expressions related to family. Finally, be responsible, take care of yourself and your family, and never give up!

USEFUL RESOURCES

Online English Spanish dictionary

<https://dictionary.cambridge.org/es/diccionario/ingles-espanol/>

Use of possessive adjectives

<https://learnenglish.britishcouncil.org/english-grammar-reference/possessives-pronouns>

Vocabulary related to family

<https://www.oysterenglish.com/family-vocabulary.html>

<http://www.saberingles.com.ar/lists/family.html>

<https://www.englishclub.com/vocabulary/family.htm>



ANSWER KEY

Language task 1:

c) Vocabulary:

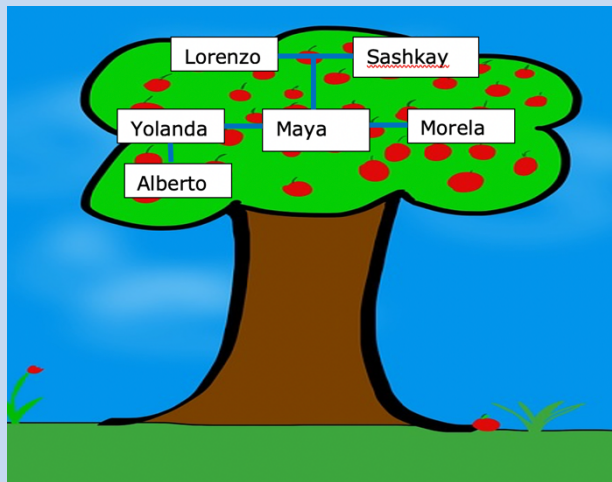
Son - Daughter - Mother - Father -

d) Classify


Female	Male	Female or Male
Mother Niece Great grandmother Sister Grandmother Daughter in law Aunt	Father brother Nephew Brother in law Uncle Father in law	Cousin

2- Reading:

a)



b)



Part II:

- 1- TRUE
- 2- FALSE
- 3- TRUE
- 4- TRUE
- 5- FALSE

ORIENTACIONES FINALES PARA LOS PADRES DE FAMILIA

Al finalizar la guía, es de suma importancia que el proceso sea verificado en aras de comprobar qué tanto aprendió el estudiante y qué tan cómodo resultó el proceso para él o ella; por ello, se recomienda formularle los siguientes interrogantes:

- 1. ¿Qué actividad disfrutaste más? ¿Cuál fue la que menos te gustó? ¿Por qué?
- 2. ¿Cuánto tiempo te tomó hacer la guía?
- 3. ¿Qué palabras nuevas aprendiste?
- 4. ¿Qué recursos utilizaste para resolver la guía?

AUTHOR(S)

Name	Miladys Vertel	Yolima Narvaez	
Email	miladysv30@gmail.com	yolimanarvaez@hotmail.com	
School	IE Severá	INSTITUCION EDUCATIVA TRES MARIAS	

LINKS OF IMAGES

1. Image retrieved from <https://pixabay.com/photos/man-handsome-man-portrait-casual-5519413/> with a free for commercial use license.
2. Image retrieved from <https://pixabay.com/photos/girl-child-kid-young-lying-511883/> with a free for commercial use license.
3. Image retrieved from <https://pixabay.com/photos/child-sun-sunflowers-field-happy-2086910/> with a free for commercial use license.
4. Image retrieved from <https://pixabay.com/photos/pregnancy-baby-belly-woman-baby-5098881/> with a free for commercial use license.
5. Image retrieved from <https://pixabay.com/photos/baby-boy-portrait-happy-kid-child-390555/> with a free for commercial use license.
6. Ministerio de Educación Nacional (2016). Way to go! 6th Grade. Student's book. Bogotá D.C.– Colombia. P. 33. Retrieved from www.colombiaaprende.edu.co/colombiabilingue.
7. Image retrieved from <https://pixabay.com/photos/children-picture-apple-tree-tablet-184575/> with a free for commercial use license.
8. Image retrieved from <https://pixabay.com/photos/family-members-portrait-girl-cute-6031968/> with a free for commercial use license.
9. Image retrieved from <https://pixabay.com/photos/children-picture-apple-tree-tablet-184575/> with a free for commercial use license.