



"BEYOND THE CLASSROOM" ENGLISH SELF-STUDY GUIDE

School

City

Teacher's name

Student's name

Grade

6TH

Level

A1

ORIENTACIONES PARA LOS PADRES DE FAMILIA

Queridos padres de familia.

La presente guía se preparó con el fin de ayudar a su hijo o hija a practicar la manera en la cual se da y recibe información sobre su casa haciendo uso de las tan conocidas WH questions. Su hijo (a) deberá dedicar dos horas para desarrollar toda la guía. El trabajo aquí descrito se deriva de las actividades indicadas

- La actividad 1 fue adaptada de la página 90 del libro *Way to go*, al cual usted podrá tener acceso a través del link que ha sido compartido en la sección "**texbooks link**". En esta primera actividad su hijo (a) deberá primeramente etiquetar las partes de la casa y luego resolver un crucigrama haciendo uso del vocabulario asignado.

- La actividad 2 invita a su hijo(a) a familiarizarse con la gramática requerida para que de esta manera pueda realizar algunos ejercicios propuestos y así poder aplicar lo aprendido en su propio ejemplo a través de una pequeña descripción de su casa y sus partes.

- Por último, la actividad 3 es para que su hijo(a) autoevalúe lo aprendido.

Agradecemos su colaboración supervisando que su hijo(a) complete las actividades indicadas.

Al final, ustedes encontrarán una serie de preguntas de verificación de lo que su hijo(a) aprendió mediante el desarrollo de esta guía.

WELCOME TO THIS SELF-STUDY GUIDE

The intention of this learning guide is to help your kid to talk about his/her house and its parts in order to ask and give information about it. To reach that aim, the students will develop some grammar and vocabulary activities . The idea is that at the end of the learning guide, the students will be able to make a short written description of his/her own house making use of the elements provided throughout this learning guide.

We expect you enjoy of this journey!

Topic

Skill(s)

Grammar

Vocabulary

Function(s)

| | | | | |
|--------------------------------|--|------------------------|--|---|
| <p>This is my house</p> | <p>- Reading - Writing</p> | <p>- Wh questions.</p> | <ul style="list-style-type: none"> - Parts of the house - Objects of the house | <ul style="list-style-type: none"> - Giving and requesting information on a subject. |
|--------------------------------|--|------------------------|--|---|

GET READY

| | | |
|--|---|---|
| <p>Study time needed: 1 hour</p> | <p>Resources: <i>English dictionary, notebook, pencil, mobile phone video camera, sheets of paper, PDF file of Way to Go Student Book 6.</i></p> | <p>Textbooks Links:</p> <ul style="list-style-type: none"> - <i>Way to go, ss book page 90</i> - https://drive.google.com/file/d/1sroHuDVqB3YpL6ztL5hn3ViweAmR5oc6/view |
|--|---|---|

LEARNING OBJECTIVES

LEARNING STRATEGIES

| | |
|---|---|
| <p><i>What will you learn/practise/reinforce with these activities?</i></p> <ul style="list-style-type: none"> • To practise vocabulary related to the parts of the house. • To write short sentences describing the parts of the house | <p><i>What can you do to achieve the objectives?</i></p> <ul style="list-style-type: none"> • Use a free dictionary app to listen to the pronunciation of new vocabulary. • Write in your notebook any "new" words and their meaning in English and an example that will help you to remember and use it in the future. • Share with relatives words that you have learnt. |
|---|---|

ACTIVITIES

1. LANGUAGE TASKS (30 minutes)

VOCABULARY

A) Label the parts of the house using the words in the box. Use your English dictionary to get the meaning of the words



- bathroom
- bedroom
- living room
- garage
- laundry room
- kitchen
- dining room



B) Solve the following crossword puzzle using the words under each image.



1. SOFA




2. STOVE



3. TELEVISION




4. TABLE



5. BED



6. CHAIR




7. FRIDGE



8. LAMP




9. MIRROR



10. WINDOW

Objects of the house



C- GRAMMAR



My house

12



Hello! I am Isabella. I live in Montera in Buena Vista neighborhood. I live with my father and my mother, I have two brothers. The house is big and very comfortable.

My house has 4 bedrooms, two bathrooms, a living room, a dining room, a kitchen and a small yard where I play with my dog Rex. There is a study too, where I do the homework. I am so happy with my family, every evening we meet on the living room to talk and sometimes we watch movies on the weekends.

We are a great family!

1. **Where does Isabella live?**

2. **How many bedrooms are there in the house?**

3. **How many bathrooms are there in the house?**

4. **What they do on the weekend?**

5. **Where do they meet to talk?**

WRITING.

NOW IT'S YOUR TURN. You are going to draw your own house and describe it using the vocabulary of the parts and objects of the house and also the numbers. You may follow Isabella's example.



Congratulations! I'm glad you got to the end of this self-study guide! You can describe your house now! How many words did you learn? I hope many! Keep on learning more. You can also take a look at the useful resources to enrich your vocabulary and play some games to practice this topic. WAY TO GO!

USEFUL RESOURCES

Online English-Spanish dictionary: <https://dictionary.cambridge.org/es/diccionario/ingles-espanol/>

Vocabulary practice <https://www.youtube.com/watch?v=R9intHqIzhc>

<https://learnenglishkids.britishcouncil.org/word-games/rooms>

ANSWER KEY

1. Label the parts of the house using the words of the box. Use the dictionary to guess the meaning of each word.

bathroom
bedroom
living room
garage
laundry room
kitchen
dining room





Objects of the house



1. SOFA



6. CHAIR



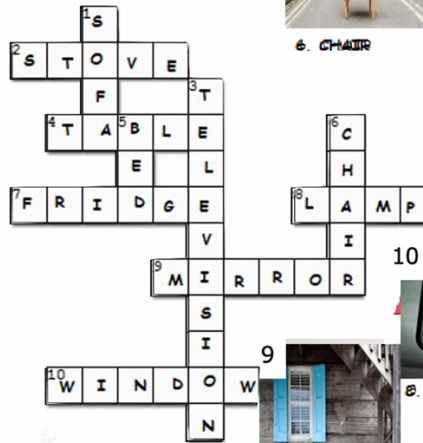
7. FRIDGE




2. STOVE



3. TELEVISION



4. TABLE



5. BED



8. LAMP



9. MIRROR



10. WINDOW

GRAMMAR

1. WRITE THE CORRECT QUESTION WORD AS SHOWN IN THE EXAMPLE:

- HOW MANY bathrooms are there?
There are three Bathrooms.
- WHERE is the table?
It is in the kitchen.
- WHO is in the laundry room?
My father is in the laundry room.
- HOW MANY many chairs are there?
There are six chairs.
- WHAT is it?
It is a fridge.

2. ORDER THE SENTENCES. FOLLOW THE EXAMPLE

- three Bathrooms There are THERE ARE THREE BATHROOMS
- two There sofas are THERE ARE TWO SOFAS
- is There lamp a THERE IS A LAMP
- ? are where the chairs WHERE ARE THE CHAIRS?
- room The living small is THE LIVING ROOM IS SMALL

READING



- **Where does Isabella live?** She lives in Monteria in Buena vista neighborhood.
- **How many bedrooms are there in the house?** There are four bedrooms in the house.
- **How many bathrooms are there in the house?** There are two bathrooms in the house.
- **What they do on the weekend?** They sometime watch movies on the weekend.
- **Where do they meet to talk?** They meet to talk in the living room.

ORIENTACIONES FINALES PARA LOS PADRES DE FAMILIA

Una vez su hijo o hija haya terminado las actividades de la guía, por favor revise y escoja algunas de las siguientes preguntas que permiten hacer una reflexión y verificar el proceso de aprendizaje:

- Enséñame cómo puedes describir mi casa y cómo expresar cuántos objetos hay en cada uno de los lugares.
- ¿Cuántas palabras nuevas aprendiste?
- ¿Cuáles otras palabras te gustaría aprender para hablar de tu casa?
- ¿Cuánto tiempo te tomó desarrollar toda la guía?
- ¿Cuál fue la actividad que más disfrutaste hacer? ¿Por qué?
- ¿Hubo algún ejercicio que se te dificultó? ¿Qué crees que puedes hacer para hacerlo más fácil la próxima vez?

AUTHOR(S)

| | | | |
|--------|------------------------|------------------------------|------------------------|
| Name | Wendy Salcedo Begambre | Arnulfo del Toro Alarcón | Virginia Buelvas Pérez |
| Email | wenjohasb@gmail.com | arnulfo-del-toro@hotmail.com | vpbp2009@gmail.com |
| School | La Poza | El Cerrito | La Ribera |



LINKS OF IMAGES

1. Ministerio de Educación Nacional (2016). Way to go! 6th Grade. Student's book. Bogotá D.C.– Colombia. P. 90. Retrieved from www.colombiaprende.edu.co/colombiabilingue.
2. Image retrieved from <https://pixabay.com/photos/living-room-sofa-couch-2569325/> with a free for commercial use license.
3. Image retrieved from <https://pixabay.com/photos/chair-couch-furniture-road-sofa-1840011/> with a free for commercial use license.
4. Image retrieved from <https://pixabay.com/photos/pot-steaming-hot-cooking-kitchen-820012/> with a free for commercial use license.
5. Image retrieved from <https://pixabay.com/photos/tv-television-retro-classic-old-1844964/> with a free for commercial use license.
6. Image retrieved from <https://pixabay.com/photos/fridge-fridge-door-refrigerator-3475996/> with a free for commercial use license.
7. Image retrieved from <https://pixabay.com/photos/furniture-table-interior-home-room-731449/> with a free for commercial use license.
8. Image retrieved from <https://pixabay.com/photos/bedroom-bed-apartment-room-416062/> with a free for commercial use license.
9. Image retrieved from <https://pixabay.com/photos/shutters-architecture-window-house-669296/> with a free for commercial use license.
10. Image retrieved from <https://pixabay.com/photos/kerosene-lamp-old-lighting-lamp-1202277/> with a free for commercial use license.
11. Image retrieved from <https://pixabay.com/photos/frame-wall-texture-interior-mirror-4567291/> with a free for commercial use license.
12. Image retrieved from <https://pixabay.com/photos/architecture-family-house-front-yard-1836070/> with a free for commercial use license.
13. Image retrieved from <https://pixabay.com/vectors/smiley-face-grin-smile-happy-icon-304270/> with a free for commercial use license.
14. Image retrieved from <https://pixabay.com/vectors/smiley-emoticon-happy-face-icon-1635449/> with a free for commercial use license.
15. Image retrieved from <https://pixabay.com/vectors/smiley-emoticon-undecided-unsure-1635455/> with a free for commercial use license.