



"BEYOND THE CLASSROOM" ENGLISH SELF-STUDY GUIDE

School

City

Teacher's name

Student's name

Grade

6th

Level

A1

ORIENTACIONES PARA LOS PADRES DE FAMILIA

Estimados padres de familia y/o acudientes,

Seguimos con ustedes de la mano, en aras de obtener siempre los mejores resultados para sus hijos, apreciamos su compromiso, excelente actitud y trabajo en equipo para el beneficio de nuestros estudiantes. El diseño de esta guía está basado en el libro *Way to Go student book and workbook 6*, Módulo 4, Unidad 1. Para el desarrollo de la misma, su hijo(a) realizará las siguientes actividades en un tiempo estimado de 1 hora:

- Sección 1 (vocabulario): Ejercicio para descifrar palabras referentes al vocabulario de las nacionalidades y ejercicios de apareamiento de imágenes con los adjetivos.
- Sección 2 (lectura): Su hijo(a) realizará un proceso de comprensión de lectura de un texto en inglés sobre el Cairo donde se evidencia el uso de los adjetivos descriptivos.
- Sección 3 (Gramática): Su hijo(a) leerá un artículo sobre montería en donde encontrará el vocabulario relacionado con los adjetivos y estructura estudiadas en esta guía de aprendizaje y expresará sus conocimientos sobre su ciudad.
- Sección 4 (escritura): diseñar un poster/afiche en inglés para lo cual debe buscar información sobre su ciudad favorita en el mundo donde describa la ciudad usando el vocabulario y el tema de estudio (adjetivos y adjetivos descriptivos) para mejor ilustración se anexa un ejemplo.
- Sección 5 (autoevaluación): El estudiante evaluará su aprendizaje a partir de las actividades que desarrolló.

Así, a través del desarrollo de estas actividades, su hijo(a) mejorará su manejo de vocabulario relacionado con los adjetivos, las nacionalidades y la estructura en inglés usada para expresar nacionalidades y, además, logrará familiarizarse con la estructura de la sección de lectura de, lo cual contribuirá a que se logre un mejor desempeño en las diferentes habilidades que debe desarrollar el estudiante.

Adicionalmente, su hijo(a) cuenta con ejemplos de las actividades, recursos adicionales y las respuestas correctas correspondientes a los ejercicios.

Esperamos que pueda apoyar a su hijo(a) supervisando el desarrollo de las actividades y formulando las preguntas que se encuentran al final de esta guía en la sección ORIENTACIONES FINALES PARA LOS PADRES DE FAMILIA a fin de confirmar los aprendizajes que su hijo (a) logró realizar.

Gracias por su apoyo



WELCOME TO THIS SELF-STUDY GUIDE

This English self-study guide helps you learn vocabulary about countries and nationalities, descriptive adjectives and the use of adjectives. All the activities are connected to the reading in Way to Go Student Book and workbook 6th Module 4 Unit 1 (page 46 workbook). It starts with some vocabulary activities. Then, you have to read a text and work on some activities about it, then you will discover how to describe places and use the topic study. Finally you will design a poster about your favorite city in the world; that poster will be shared with your teacher and classmates.

Topic	Skill(s)	Grammar	Vocabulary	Function(s)
One world	Reading Writing	Adjectives	Countries and nationalities Descriptive adjectives	Talk about nationalities Describe places Ask for and give information about your town

GET READY

Study time needed:
1 hour

Resources:
English dictionary, notebook, pencil, pen, mobile phone/ computer/tablet, PDF file of Way to Go Student Book 6th.

Textbooks Links:
<https://drive.google.com/file/d/1sroHuDVqB3YpL6ztL5hn3ViweAmR5oc6/view>

LEARNING OBJECTIVES

What will you learn/practice/reinforce with these activities?

- To learn vocabulary about countries and nationalities
- To identify information about characteristics of persons and places in short written texts.
- To use vocabulary related to characteristics of people.
- To produce simple sentences about places.

LEARNING STRATEGIES

What can you do to achieve the objectives?

Read carefully all the instructions for each task.
 Read carefully all the structures for each task
 First read to understand the main idea; then read to find out specific details focusing on key words.
 Look at the examples given. They are provided in each of the tasks.
 Look up unfamiliar words in a bilingual dictionary.
 Write in your notebook any "new" words and their meaning in English and an example that will help you to remember and use it in the future.
 Remain calm when there is something I do not understand and try to look for alternative ways to solve it
 Ask my teacher for help when I need it.

ACTIVITIES

1. VOCABULARY ACTIVITY (10 minutes)

I) Unscramble the words to form nationalities

- a) isssw _____ **swiss** _____
- b) aijamnac _____
- c) najepesa _____
- d) sineche _____
- e) nalomicob _____
- f) rimeacam _____
- g) cenhrf _____
- h) amnxeic _____
- i) adiananc _____
- j) lisgneh _____

II) Look at the Pictures and Match each Image with the words from the Word Bank.

Word bank: Modern - Disciplined - Crowded - old fashioned - Hardworking - Fun

<p>1</p> <div style="display: flex; align-items: center;"> <div style="border: 1px solid black; padding: 5px; margin-right: 10px;">a</div>  </div>	<p>4</p> <div style="display: flex; align-items: center;">  <div style="border: 1px solid black; padding: 5px; margin-left: 10px;">d</div> </div>
<p>2</p> <div style="display: flex; align-items: center;"> <div style="border: 1px solid black; padding: 5px; margin-right: 10px;">b</div>  </div>	<p>5</p> <div style="display: flex; align-items: center;">  <div style="border: 1px solid black; padding: 5px; margin-left: 10px;">e</div> </div>
<p>3</p> <div style="display: flex; align-items: center;"> <div style="border: 1px solid black; padding: 5px; margin-right: 10px;">c</div>  </div>	<p>6</p> <div style="display: flex; align-items: center;">  <div style="border: 1px solid black; padding: 5px; margin-left: 10px;">f</div> </div> <p style="color: red; margin-left: 100px;">Hard working</p>

2. READING ACTIVITY (10 min)



Read Cairo's description.

7

CAIRO

Cairo is the capital city of Egypt. It is a very busy, noisy, and crowded city. It is an important tourist destination in Africa. Cairo is a very interesting city because it has many archaeological sites nearby like the great pyramids. Tourists can ride camels, a typical animal of my country, on pyramid tours. In the market, tourists can buy many exotic crafts like lamps, rugs, and antiques.

In my opinion, it is a very old-fashioned and disorganized city, but it is beautiful, especially near the Nile River.

I) Write True (T) or False (F) in the following sentences about the text:

Cairo is an important tourist destination in Africa	
Cairo is a modern city	
Tourist can not ride camels	
Cairo is an old fashioned and disorganized city	
Cairo is a very busy, noisy, and crowded city	T

3. GRAMMAR ACTIVITY (15 minutes)

Read the following article carefully and answer the questions below:

MONTERIA

Monteria is the capital of Cordoba. It is a big city, with beautiful landscapes and a long river that runs through the entire city. Its inhabitants are hard-working and kind people. The city has two suspension bridges, the old metal bridge and the new bridge called Segundo Centenario. Tourists can take a ride on the Planchones that are colorful boats, they can also walk through the Ronda del Sinú park, which is a large linear park parallel to the Sinú river.

Are the highlighted words verbs, adjectives, or auxiliaries? _____
 Are those adjectives used to describe characteristics or actions? _____

Complete the statement:

Adjectives describe and/or modify a N _____ in a sentence.

Write true or false:

We can write an adjective after the noun. _____
 Adjectives provide relevant information about the nouns. _____

4. WRITING ACTIVITY (20 min)




Research information about your favorite city in the world then design a poster where you describe the city using the vocabulary and topic study. (adjective and describing adjectives)

Example:

Montería

Montería is the capital of Cordoba. This big city is full of beautiful landscapes! It also has a river that goes through the whole city. People from there are known because they are hard-working and kind. Tourists love to take a small trip in a colorful boat called Planchones and have a walk in Ronda del Sinú park, which is by the river. Montería is amazing!

5. ASSESSMENT TASKS (5 min)

After finishing this self-study guide, I can...	Very well 8 	Quite well 9 	Need more practice 10 
Identify the vocabulary about countries, nationalities, and descriptive adjectives			
Identify and use adjectives to describe cities in the world.			
Read and understand short texts about descriptions of cities in the world.			



Write short descriptive paragraphs about a city.

THIS IS THE END

Congratulations! You have finished your work. Now you can share your knowledge about how to describe different places and talk about your country and nationality. You learned new vocabulary and created a beautiful poster about your favorite city in the world

USEFUL RESOURCES

You can use this dictionary to help you with vocabulary

<https://www.oxfordlearnersdictionaries.com>

You can find here additional vocabulary activities about Countries and Nationalities

<https://www.eslgamesplus.com/countries-nationalities-esl-interactive-spelling-exercise-online/>

[https://es.liveworksheets.com/worksheets/en/English as a Second Language \(ESL\)/Countries and nationalities/Countries and Nationalities ot13805ff](https://es.liveworksheets.com/worksheets/en/English+as+a+Second+Language+(ESL)/Countries+and+nationalities/Countries+and+Nationalities+ot13805ff)

ANSWER KEY

1 . VOCABULARY ACTIVITY

I) a) Swiss b) Jamaican c) Japanese d) Chinese e) Colombian f) American g) french

h) Mexican i) Canadian j) English

II) a) Crowded b) Old fashioned c) Fun d) Modern e) Disciplined f) hardworking

2. READING ACTIVITY

I) a) T b) F c) F d) T e) T

3. GRAMMAR ACTIVITY

Monteria b) characteristics c) noun - sentence d) false e) true

4.WRITING ACTIVITY

The description of the city each student present.

ORIENTACIONES FINALES PARA LOS PADRES DE FAMILIA

Queridos padres de familia: una vez sus hijos finalicen los ejercicios planteados en la guía, se recomienda verificar el progreso del aprendizaje a través del planteamiento de las siguientes preguntas:

- 1- ¿Cuál fue tu actividad favorita de la guía y por qué crees que te gustó tanto?
- 2- ¿Qué datos agregarías al texto donde se describe a Montería?
- 3- ¿Utilizaste lo aprendido en la guía para realizar el póster?
- 4- ¿Hubo claridad en la explicación de las actividades de la guía o requeriste ayuda extra para desarrollarla?
- 5- ¿Qué tema desarrollado en la guía crees que necesitas seguir practicando?

AUTHOR(S)

Name	Julieth Rangel	Lorena Mendez	Zaide Diaz
Email	yuly_rangel@yahoo.com.co	lorena7844@hotmail.com	zamidipa@hotmail.com
School	I.E La Ribera	El Tigre Villa Clareth	Jose Antonio Galan San Pelayo

LINKS OF IMAGES

- 1- Image retrieved from <https://pixabay.com/photos/alone-sad-depression-loneliness-2666433/> with a free for commercial use license.
- 2- Image retrieved from <https://pixabay.com/photos/architecture-house-building-3295628/> with a free for commercial use license.
- 3- Image retrieved from <https://pixabay.com/photos/maldives-tropics-tropical-1993704/> with a free for commercial use license.
- 4- Image retrieved from <https://pixabay.com/photos/buildings-cn-tower-canada-colorful-2297210/> with a free for commercial use license.
- 5- Image retrieved from <https://pixabay.com/photos/asian-woman-girl-sexy-boobs-863318/> with a free for commercial use license.
- 6- Image retrieved from <https://pixabay.com/photos/business-businessman-male-work-2879460/> with a free for commercial use license.
- 7- Ministerio de Educación Nacional (2016). Way to go! 6th Grade, WB. Bogotá D.C. – Colombia. P. 46. Retrieved from www.colombiaaprende.edu.co/colombiabilingue.

8- Image retrieved from <https://pixabay.com/vectors/smiley-face-grin-smile-happy-icon-304270/> with a free for commercial use license.

9- Image retrieved from <https://pixabay.com/vectors/smiley-emoticon-happy-face-icon-1635449/> with a free for commercial use license.

10- Image retrieved from <https://pixabay.com/vectors/smiley-emoticon-undecided-unsure-1635455/> with a free for commercial use license.