

## "BEYOND THE CLASSROOM" ENGLISH SELF-STUDY GUIDE

School \_\_\_\_\_ City \_\_\_\_\_

Teacher's name \_\_\_\_\_

Student's name \_\_\_\_\_

Grade \_\_\_\_\_ 6<sup>th</sup> \_\_\_\_\_ Level \_\_\_\_\_ A1 \_\_\_\_\_

### ORIENTACIONES PARA LOS PADRES DE FAMILIA

Esta guía de aprendizaje es para el trabajo en casa y tiene el propósito de ayudar a su hijo o hija a repasar el vocabulario sobre las profesiones y cómo hablar de las actividades de cada una de ellas. Su hijo (a) deberá dedicar una hora para desarrollar toda la guía. El tema de esta guía está relacionado con el módulo 3 de la unidad 3, lección 1, página 111 del libro del estudiante "Way to go" para el grado 6°, disponible en la plataforma de Colombia Aprende. Se adjunta la página del libro al final de esta guía para quienes no cuentan con conexión a internet.

- La actividad 1 son dos ejercicios relacionados con la práctica del vocabulario de las profesiones.
- La actividad 2 se trata de escoger los verbos o profesiones apropiados para completar unas oraciones.
- La actividad 3 invita a su hijo (a) a leer un texto corto e identificar las profesiones y lo que cada una de ellas hace. Luego debe responder unas preguntas de comprensión.
- La actividad 4 consiste en escribir un texto corto sobre las profesiones y ocupaciones de su familia teniendo como referencia el texto del punto 3.
- Finalmente, la actividad 5 es para que su hijo(a) autoevalúe lo aprendido tras el desarrollo de las actividades propuestas en esta guía.

Además, se ofrecen ejemplos de las respuestas de las actividades, así como recursos adicionales de apoyo y práctica extra. Agradecemos su colaboración supervisando que su hijo(a) complete las actividades indicadas. Al final, ustedes encontrarán una serie de preguntas de verificación de lo que su hijo(a) aprendió mediante el desarrollo de esta guía. Una vez terminada la guía, la puede enviar por medio de una fotografía a través de WhatsApp o correo electrónico en la fecha indicada. Si necesita ayuda durante el proceso, podemos encontrarnos en el horario establecido por la Institución.

### WELCOME TO THIS SELF-STUDY GUIDE

This English self-study guide helps you practise the present simple tense of verbs related to professions and occupations in written form. This topic is related to the page 111, exercise 3 of your Way to go 6 student's book, Module 3, Unit 3, Lesson 1. It starts with vocabulary revision activities. Then, you have to answer some questions about the activities of those professions, and end up writing about the professions and occupations of your family.

*"I have not failed. I've just found 10,000 ways that won't work"*  
-Thomas A. Edison

Topic	Skill(s)	Grammar	Vocabulary	Function(s)
Every Job is Important	Writing	Present simple (3 <sup>rd</sup> person conjugation)	Jobs and occupations	Talking about professions and occupations



### GET READY

<b>Study time needed:</b>  <b>1 hour</b>	<b>Resources:</b> <i>English online dictionary, notebook, pencil, PDF digital file of Way to Go student's book 6</i>	<b>Textbooks Links:</b> <a href="#"><i>Way to go 6 student's book, Module 3, Unit 3, Lesson 1, page 111, exercise 3</i></a>
--	---	--

### LEARNING OBJECTIVES

*What will you learn/practise/reinforce with these activities?*

- To recognize vocabulary related to professions and occupations.
- To describe actions using the simple present tense.

### LEARNING STRATEGIES

*What can you do to achieve the objectives?*

- Read carefully all the instructions for each task.
- Write in your notebook any "new" words and their meaning in English and an example that will help you to remember and use it in the future.
- Use your dictionary only if absolutely necessary.
- Look at the examples given for each task. They are highlighted in yellow.


### ACTIVITIES

#### 1. VOCABULARY TASKS (15 minutes)

A. Look at the photos and unscramble the words to guess the professions.



1. KRBEA **BAKER**




2. HRETAEC \_\_\_\_\_



3. EFRMAR \_\_\_\_\_




4. HAMCNCIE \_\_\_\_\_



5. TNUTCNAOAC  
\_\_\_\_\_



6. FECH \_\_\_\_\_



7. RCOOTD \_\_\_\_\_



8. NIEREGEN \_\_\_\_\_



**B. Draw lines to match the professions with the activities.**

- |                  |                                     |
|------------------|-------------------------------------|
| 1. A chef        | A. Teaches people                   |
| 2. A farmer      | B. Fixes cars                       |
| 3. A doctor      | C. Makes bread and cakes            |
| 4. A mechanic    | D. Prepares food and special dishes |
| 5. A teacher     | E. Heals people                     |
| 6. A baker       | F. Grows fruits and vegetables      |
| 7. An engineer   | G. Checks accounts and business     |
| 8. An accountant | H. Designs and builds things        |

-What is your favorite job?

**2. GRAMMAR TASKS (10 minutes)**

**C. Underline the correct profession or verb to complete the sentences. Check the grammar tip for more information.**

- An accountant **checks** / **check** accounts for people or companies.
- A mechanic **fix** / **fixes** cars.
- A **baker** / **chef** makes bread and cakes.
- A farmer **grows** / **prepares** fruits and vegetables.
- A teacher **teaches** / **heals** people.
- An engineer **designs** / **design** things.
- A **doctor** / **farmer** heals people.

Grammar tip	
When we talk about another person, we use <b>s</b> at the end of the verbs.	-A farmer grows <u>s</u> fruits and vegetables.
When the verb ends with <b>ch</b> , <b>sh</b> , or <b>x</b> , we add <b>es</b> at the end of the verb.	-A teacher teaches <u>es</u> people. -A mechanic fixes <u>es</u> cars.

**3. READING TASKS (15 minutes)**

**D. Read the following paragraph. Circle with a blue color the professions. Then, underline the activities they do with a red color.**

My mother is a teacher. Her name is Susan. She teaches children at school. My father is Alberto and he is an engineer. He designs and builds machines for a big company. My older brother is Carlos and he has two jobs: he fixes cars and trucks in the morning, and prepares special dishes in a restaurant in the evening. I am Camilo and I want to be a doctor to heal people when I grow up!



E. Read the previous paragraph again and answer the questions below.

1. Who is Susan? - **She is a teacher.**
2. What does Susan do? \_\_\_\_\_
3. What does Alberto do? \_\_\_\_\_
4. What does Carlos do in the morning? \_\_\_\_\_
5. What does Carlos do in the evening? \_\_\_\_\_
6. What does Camilo want to be when he grows up? \_\_\_\_\_
7. What does a doctor do? \_\_\_\_\_

#### 4. WRITING TASK (15 minutes)

F. Write a short letter to a friend talking about your family's occupations and professions. Use the previous text as a model.

My \_\_\_\_\_ is a \_\_\_\_\_.

\_\_\_\_\_

\_\_\_\_\_

\_\_\_\_\_

#### 5. ASSESSMENT TASK (5 minutes)

<b>Exit ticket</b>	<b>One thing I still do not understand is</b> _____
	<b>Two things I learnt are</b> _____ <b>and</b> _____
	<b>One thing I need to practice more is</b> _____

### THIS IS THE END

#### **Congratulations for your amazing job!**

I invite you to continue practicing the vocabulary about occupations and professions by checking the useful resources given below. Finally, think about which profession you want to be in the future!

### USEFUL RESOURCES

Online bilingual dictionary <https://www.wordreference.com/es/>  
Video vocabulary about professions <https://youtu.be/x8tF2aQoukY>  
Vocabulary about jobs and occupations <https://www.vocabulary.cl/Basic/Professions.htm>  
Simple present about Jobs and occupations <https://es.slideshare.net/jhonalejandrom7/simple-present-jobs-and-occupations>



**ANSWER KEY**

**1. VOCABULARY TASKS**

- A.** 2. Teacher    3. Farmer    4. Mechanic    5. Accountant    6. Chef    7. Doctor    8. Engineer  
**B.** 2. F    3. E    4. B    5. A    6. C    7. H    8. G

**2. GRAMMAR TASK**

- C.** 2. *Fixes*    3. Baker    4. grows    5. Teaches    6. Designs    7. Doctor

**3. READING TASKS**

**D.** My mother is a teacher. Her name is Susan. *She teaches children* at school. My father is Alberto and he is an engineer. *He designs and builds machines* for a big company. My older brother is Carlos and he has two jobs: *he fixes cars and trucks* in the morning, and *prepares special dishes* in a restaurant in the evening. I am Camilo and I want to be a doctor to *heal people* when I grow up!

**ORIENTACIONES FINALES PARA LOS PADRES DE FAMILIA**

Estimado padre de familia, le invito para que se sienta con su hijo (a) una vez haya terminado las actividades de esta guía, para que le haga las siguientes que le permitirán verificar el proceso de aprendizaje.

- ¿Cuál fue la actividad que más te gustó y cuál fue la actividad que te pareció más difícil?
- Dime en inglés algunas profesiones u ocupaciones que aprendiste.
- ¿Cuánto tiempo te tomó desarrollar toda la guía?
- ¿Qué recursos utilizaste para resolver la guía?
- ¿Te parecieron claras las instrucciones para cada actividad?
- Dime en inglés qué profesión te gustaría tener cuando seas grande.

**AUTHOR(S)**

Name	Edna Lucy González Jácome
Email	<a href="mailto:ednalucy09@gmail.com">ednalucy09@gmail.com</a>
School	Gabriel García Márquez

**APPENDIX**

**Way to go 6 student's book, Module 3, Unit 3, Lesson 1, page 111, exercise 3**



# module 3 // Unit 3

3. **Write**» In pairs, look at the photos and write what these people do. Use the Word Bank.



**Word Bank**

builds houses    takes care of people    acts in a play  
 fixes cars    designs buildings and streets    checks accounts  
 grows fruit and vegetables    paints

21st Century Skills  
 • Critical Thinking

What do you like about these jobs?

63 4. **Listen**» Listen to Joyce talk about her sister's job and guess what job it is. Then, compare your answers with a partner.

	Yes	No
a. Joyce's sister works in an office.	_____	_____
b. Jane works with computers.	_____	_____
c. Jane works with children.	_____	_____
d. Jane gets phone calls.	_____	_____
e. Jane grows fruit and vegetables.	_____	_____

5. **Write**» Write about a member of your family with the words given. Then, share your information in groups.



My \_\_\_\_\_ is a \_\_\_\_\_.

He/She works at a \_\_\_\_\_.

He/She works with children/  
computers/accounts/plants...



## LINKS OF IMAGES

1. Image retrieved from <https://www.vecteezy.com/vector-art/559816-female-baker-holding-fresh-bread> with a free for commercial use license.
2. Image retrieved from <https://www.vecteezy.com/vector-art/229624-math-teacher-illustration> with a free for commercial use license.
3. Image retrieved from <https://www.vecteezy.com/vector-art/158505-farmer-at-red-barn-vector-scene> with a free for commercial use license.
4. Image retrieved from <https://www.vecteezy.com/vector-art/1270313-mechanic-repairing-the-car-engine> with a free for commercial use license.
5. Image retrieved from <https://www.vecteezy.com/vector-art/163244-free-outstanding-cpa-vectors> with a free for commercial use license.
6. Image retrieved from <https://www.vecteezy.com/vector-art/367375-chef-cooking> with a free for commercial use license.
7. Image retrieved from <https://www.vecteezy.com/vector-art/523662-doctor-health-care-woman> with a free for commercial use license.
8. Image retrieved from <https://www.vecteezy.com/vector-art/414140-engineer-working-on-building-house> with a free for commercial use license.