



"BEYOND THE CLASSROOM" ENGLISH SELF-STUDY GUIDE

School _____ **City** _____

Teacher _____

Student's name _____

Grade _____ **6th** **Level** _____ **A1**

ORIENTACIONES PARA LOS PADRES DE FAMILIA

Estimados padres de familia, reciban un cordial saludo. Esta guía de auto-aprendizaje en casa ha sido diseñada pensando en brindar estrategias efectivas para los procesos de enseñanza-aprendizaje en tiempos donde el auto-cuidado son una prioridad. En ese sentido, es vital contar con su acompañamiento y supervisión en el desarrollo de esta guía por parte de su hijo(a). Tenga en cuenta lo siguiente:

- Su hijo(a) estudiará adjetivos que permiten describir lugares, específicamente el lugar donde el/ella vive.
- Su hijo(a) tendrá ejercicios de lectura y escritura, así como refuerzo del conocimiento gramatical y lexical alrededor del mismo tema.
- Su hijo(a) tendrá que completar tareas, por ejemplo: hacer un dibujo y enviarlo a través del grupo de WhatsApp de su clase cuando el profesor(a) lo indique.

Al final, encontrará una sección de evaluación que es fundamental que lea y aplica a su hijo para la verificación del alcance de las competencias y objetivos o para la identificación de áreas de dificultad que permita tomar acciones formativas al respecto. Muchas gracias por su compromiso y apoyo al proceso de formación de su hijo(a).

WELCOME TO THIS SELF-STUDY GUIDE

Dear students, this self-study guide will give you enough input and practice about the topic: "Describing Places" which is necessary for you to talk and describe the place where you live. By means of completing this guide, other students from Colombia and your classmates will have the chance to learn about your town, city or department. At the end of this guide, you will also have the opportunity to self-assess your progress and performance while doing all the activities. Enjoy it!

Topic	Skill(s)	Grammar	Vocabulary	Function(s)
Here's where I live!	Reading and Writing	Verb to be, Simple Present, Adjectives.	Adjectives to describe places	Describing Places (the place where I live)



GET READY

Study time needed: 1 hour	Resources: <i>Pen, colors, dictionary, notebook, phone camera, Way to Go, Student's Book 6, Module 4, Unit 1, Exercise 5, page 138.</i>	Textbooks Links: - <i>Way to Go, Student's Book 6.</i> - www.colombiaprende.edu.co/colombiabilingue .
--	---	--

LEARNING OBJECTIVES

LEARNING STRATEGIES

What will you learn/practise/reinforce with these activities?

- To identify and use adjectives to describe places.
- To be able to provide written descriptive information about the place where I live.

What can you do to achieve the objectives?

- Read carefully all the instructions to complete the tasks.
- Write on your notebook any "new" learning points discovered.
- Use new words in context.
- Use the dictionary only if absolutely necessary.

ACTIVITIES

1. LANGUAGE TASKS (20 minutes)

Exercise 1. Read the following texts about different places in Colombia and be ready to identify specific words that describe them.

<p style="text-align: center;">Armenia – Quindío</p> <p><u>Armenia</u> is a beautiful city, located in the centre of Colombia. Armenia is a quiet, but lively place where you can do a lot of different activities.</p>	<p style="text-align: center;">Bogotá – Cundinamarca</p> <p><u>Bogotá</u> is the capital of Colombia. It is big and diverse. Bogotá is also modern, and it has many interesting things to do.</p>
<p style="text-align: center;">San Andrés</p> <p><u>San Andrés</u> is an amazing place. It has the most colourful sea you can find in Colombia. The food you eat there is great.</p>	<p style="text-align: center;">Leticia – Amazonas</p> <p>Leticia is a small city, located in the huge Colombian Amazon. This city is humid. It is surrounded by the Amazon river.</p>



Complete this paragraph with the correct words: **describe – adjectives** (check the answer key at the end of this worksheet).

As you could notice, there are some coloured words in the paragraphs. These words are called (a) _____, and we use them to (b) _____ places, people, and things in general. Adjectives allow the readers to see a mental picture of the place you are describing. Take a look at them again in the following chart:

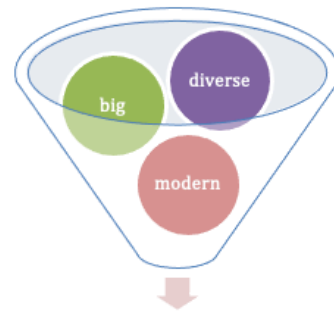
beautiful	quiet	lively	big	diverse	modern
amazing	colourful	great	small	huge	humid

Exercise 2. Now you know the important role that adjectives play when describing places. Read the words in the following groups. Write the name of a Colombian city that can be described with the same group of adjectives. **Don't use Armenia, Sand Andrés, Bogotá or Leticia.**

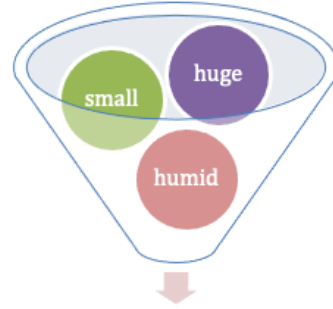
If you do not know any other city, ask your parents, your grandparents or someone else that is at home with you. **Pasto** was added as an example.



Pasto







2. SKILLS TASKS (30 minutes)

Exercise 1. Let's write a short description of the place where you live. Take a look at my example, and then you do it.

<p>My department is <u>Guairame</u> and it is:</p> <p><u>Amazing, beautiful, diverse</u> and <u>humid</u>.</p>	<p>This is the flag of my department:</p> <p>1 </p>
<p>Some towns in my department are:</p> <ul style="list-style-type: none"> • Guaira • Limonar • Fredonial 	<p>One adjective that describes each town:</p> <ul style="list-style-type: none"> • Guaira is huge • Limonar is small • Fredonial is amazing
<p>Some important products in my department are:</p> <ul style="list-style-type: none"> • Cotton • Sugar cane 	<p>Some typical animals in my department are:</p> <ul style="list-style-type: none"> • Cow • Deer


Include real information of your own department.

<p>My department is _____ and it is:</p> <p>_____.</p>	<p>This is the flag of my department:</p>
<p>Some towns in my department are:</p> <ul style="list-style-type: none"> • • • 	<p>One adjective that describes each town:</p> <ul style="list-style-type: none"> • • •
<p>Some important products in my department are:</p> <ul style="list-style-type: none"> • • 	<p>Some typical animals in my department are:</p> <ul style="list-style-type: none"> • •



Exercise 2.

- Let's make a drawing to show the beautiful place where you live!
- Write adjectives around the drawing.
- Make sure you look for some new adjectives in your dictionaries to include (**at least 5**).






Use the following chart to make your drawing.

Here is where I live!

Once you have your drawing done, take a picture of it and upload it to the WhatsApp group of this class.

3. ASSESSMENT TASKS (10 minutes)

Self-assessment: read the following statements and decide the degree in which you can do what they say:

I can identify adjectives in a text		I can use adjectives to describe places		I can describe the place where I live	
Very well 3 		Very well		Very well	
Well 4 		Well		Well	
With difficulty 5 		With difficulty		With difficulty	

THIS IS THE END

Congratulations, you did a great job! Now, you know how to describe places and the place where you live. Continue practicing describing other places you have visited. Remember, practice makes perfect!

USEFUL RESOURCES

More information about adjectives, including explanation, exercises and games:
<https://learnenglishkids.britishcouncil.org/grammar-practice/adjectives>

ANSWER KEY

Exercise 1.

- A) Adjectives
- B) Describe



ORIENTACIONES FINALES PARA LOS PADRES DE FAMILIA

Estimados padres de familia, este es el final de la guía de auto-aprendizaje para el trabajo en casa. Por favor, haga las siguientes preguntas a su hijo(a), las cuales permitirán verificar comprensión del tema y apropiación de las competencias y resultados de aprendizaje propuestos:

- ¿Qué fue lo que más te gustó de la guía?
- ¿Qué fue lo que más difícil te pareció?
- Cuéntame, ¿qué palabras nuevas aprendiste?
- Si quiero describir el lugar en donde vivo, ¿Cómo puedo hacerlo?

AUTHOR(S)

Name	Jhon Jaiver Ladino	María Mónica Timaná	Rodrigo Chaguala Vallejo
Email	ladinorey10@gmail.com	monicatimanacelis@gmail.com	chavaro.83@gmail.com
School	I.E.R. FRANCISCO JOSE DE CALDAS	IE RUR PUERTO EL SOL	I.E. LA LIBERTAD

LINKS OF IMAGES

1. Image retrieved from <https://pixabay.com/es/illustrations/flag-of-pakistan-flag-of-iran-5041782/> with a free for commercial use license.
2. Image retrieved from <https://pixabay.com/es/illustrations/casa-campo-arquitectura-diseño-163526/> with a free for commercial use license.
3. Image retrieved from <https://www.vecteezy.com/vector-art/89338-assorted-smiley-face-icons> with a free for commercial use license.
4. Image retrieved from <https://www.vecteezy.com/vector-art/89338-assorted-smiley-face-icons> with a free for commercial use license.
5. Image retrieved from <https://www.vecteezy.com/vector-art/89338-assorted-smiley-face-icons> with a free for commercial use license.