



## "BEYOND THE CLASSROOM" ENGLISH SELF-STUDY GUIDE

School \_\_\_\_\_

City \_\_\_\_\_

Teacher's name \_\_\_\_\_

Student's name \_\_\_\_\_

Grade \_\_\_\_\_

6

Level \_\_\_\_\_

A1

### ORIENTACIONES PARA LOS PADRES DE FAMILIA

Esta guía de aprendizaje en inglés para el trabajo en casa se preparó con el fin de ayudar a su hijo o hija a repasar vocabulario y a describir situaciones referente al clima y a las estaciones del año. Su hijo(a) deberá dedicar una hora para desarrollar toda la guía. El trabajo aquí descrito se relaciona con las páginas 141 y 142 del libro del estudiante Way to Go 6 y de la página 49 de Way to Go 6 workbook que se encuentran disponibles en la plataforma de colombia aprende.

- La actividad 1. Es un ejercicio de práctica de vocabulario en inglés sobre el clima, en esta debe relacionar la imagen con la palabra que mejor la describa.
- La actividad 2. Invita a leer e identificar qué actividades son más apropiadas y cuáles no teniendo en cuenta el clima.
- La actividad 3. Consiste en escuchar un pronóstico del tiempo y relacionar los lugares con este.
- La actividad 4a consiste en escribir cómo es el clima en varias ciudades del mundo. El ejemplo sirve de referencia para saber cómo responder. La actividad 4b consiste en usar las palabras del banco de palabras que son acciones y también usar las imágenes sobre el clima para describir cómo es el clima en ese día de la semana y además tomar del banco de palabras la acción que mejor sirva para realizar según el clima.
- La actividad 5 es una actividad de habla en la cual el estudiante debe enviar un audio a su docentes con las 2 preguntas y sus respuestas en inglés teniendo en cuenta el ejemplo y las imágenes.

Además se ofrecen ejemplos de las actividades, las respuestas correctas y recursos adicionales de apoyo. Agradecemos su colaboración supervisando que su hijo o hija complete las actividades indicadas. Al final, ustedes encontrarán una serie de preguntas de verificación de lo que su hijo(a) aprendió mediante el desarrollo de esta guía.

### WELCOME TO THIS SELF-STUDY GUIDE

This English self-study guide will help you to describe situations about the weather and season using the adjectives related to the topic Weather changes presented in Way to Go Student's book 6 ,Module 4 Unit 2 Lesson 2. It will ask you to describe weather conditions and



understand details about the weather in short, spoken texts.

Topic	Skill(s)	Grammar	Vocabulary	Function(s)
Weather changes	Reading and listening	Adjectives to describe the weather	Weather and seasons	Describe weather conditions  Understand details about the weather in short, spoken texts

### GET READY

<b>Study time needed :</b>  <b>1 hour</b>	<b>Resources:</b> <i>Book, English dictionary, notebook, pen, cellphone or Cd recorder.</i>	<b>Textbooks Links:</b> - <i>Way to go students book 6.Module 4. Unit 2 pages 141, 142.</i> - <i>Way to go workbook 6.Module 4. Unit 2 page 49.</i> - <i>Way to go workbook 6.Module 4. Unit 2 page 51.</i>
---	--	--

### LEARNING OBJECTIVES

### LEARNING STRATEGIES

*What will you learn/practise/reinforce with these activities?*

- To describe weather conditions
- To understand details about the weather in short, spoken texts.

*What can you do to achieve the objectives?*

- Read carefully all the instructions for each task.
- Look at the examples given. They are provided in each of the tasks.
- Use a free dictionary app to listen to the pronunciation of new vocabulary.
- Use your prior knowledge and try to infer the meaning. You should not translate word by word. Use your dictionary only if absolutely necessary.



- Think about the topic and the text you are going to listen to. Try to predict what you will find.
- Look first at titles, subtitles, images, graphics of other visuals before starting reading.
- Listen carefully to the audios.



## ACTIVITIES

### 1. VOCABULARY TASKS (10 minutes)





Match the pictures with the correct words.

Example:

1 = F. sunny/ windy

	<b>A. snow</b>
	<b>B. cold and cloudy</b>



	<p><b>C.hot</b></p>
	<p><b>D.rain</b></p>
	<p><b>E.stormy</b></p>
	<p><b>F.sunny/windy</b></p>



### 2. READING TASKS (10 minutes)

Read and circle the words that describe the weather.

	The flowers dance after the <b>rain</b> . It's green. It's green. The grass smiles after the rain. It's clean. It's clean.	
I watch the clouds: an elephant there, a bear. They now become grey and black, a tiger in the sky.		I can't play today. I can't. The wind blows hard. It's dark. I watch the rain pour down. I can't play today. I can't.





21st Century Skills  
• Creative Thinking

What words are used in these poems to describe the weather?

### 3. LISTENING TASKS (15 minutes)

Listen to the weather forecast and match the places with the weather.



	
a. Pasto	b. Armenia
	
c. Riohacha	d. Bogotá

*Note: A yellow line connects the rain icon to the city of Bogotá (d).*

21st Century Skills  
• Communicating

What can you do when it's sunny? What can you do when it's raining?



## LANGUAGE TASK

### a. Circle the best options to complete the sentences.

- A hot / **snowy** day is the perfect day to do arts and crafts.
- A rainy / **sunny** day is good weather to go running.
- A cloudy / **stormy** day is good for hiking.
- A cold and cloudy / **sunny and windy** day is the ideal weather to fly a kite.

### b. Choose the correct answer

In the statement " a cloudy day is good for hiking" the word before the noun is

- 1.**  
a. A noun b. An adjective c. A verb

In the statement " a cloudy day is good for hiking" describe a situation about

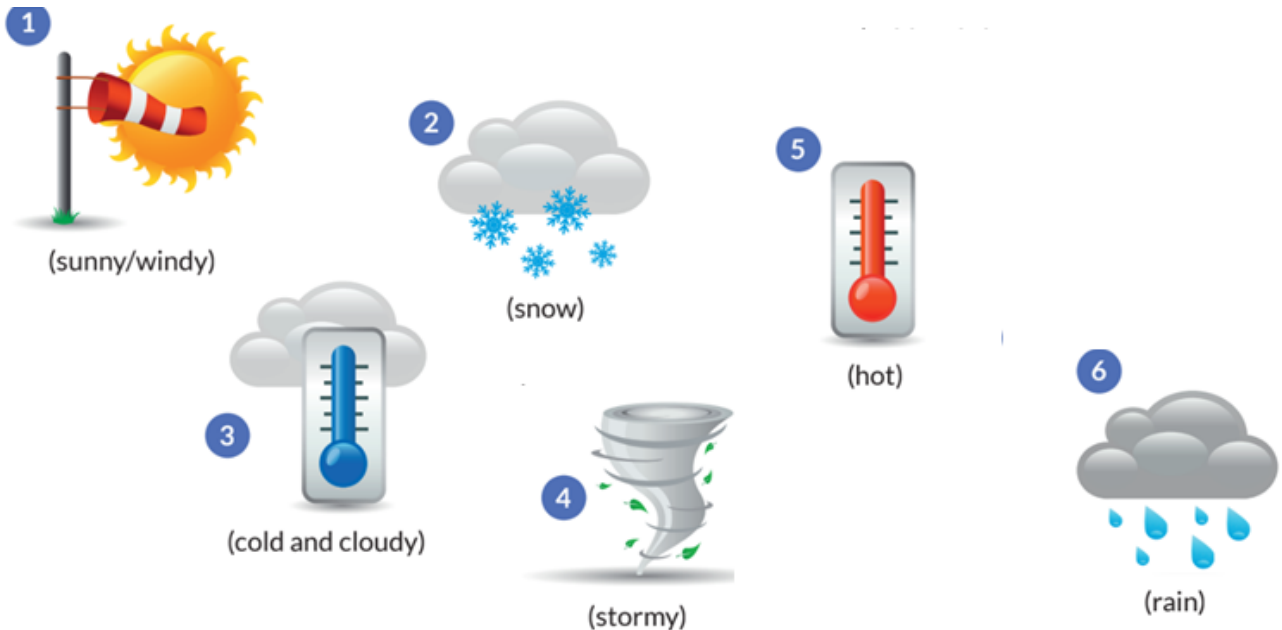
- 2.**  
a. Place b. Weather c. Food

The statement " a cloudy day is good for hiking" refers to an action in

- 3.**  
a. the present b. The past c. the future

## 4. WRITING TASK ( 15 minutes)

- Look at the picture and answer the questions. If you don't know information about the weather in these cities look for information.





1. What's the weather like in Sydney?

It is sunny and windy

2. What's the weather like in Stockholm?

\_\_\_\_\_

3. What's the weather like in Bogotá?

\_\_\_\_\_

4. What's the weather like in New York?

\_\_\_\_\_

5. What's the weather like in Cairo?

\_\_\_\_\_

6. What's the weather like in London?

\_\_\_\_\_

b. Read and complete. Use the words in the word bank.

I can describe weather conditions.	
Very well	<input type="checkbox"/>
Quite well	<input type="checkbox"/>
With difficulty	<input type="checkbox"/>

Monday	Tuesday	Wednesday
Activity for today: _____	Activity for today: _____	Activity for today: _____

- a. On Monday, it's \_\_\_\_\_. A perfect activity for today is \_\_\_\_\_.
- b. On Tuesday, it's \_\_\_\_\_. A perfect activity for today is \_\_\_\_\_.
- c. On Wednesday, it's \_\_\_\_\_. A perfect activity for today is \_\_\_\_\_.

**Word Bank**

flying a kite  
 playing football  
 reading at the library

Example:

**a. On Monday, it's stormy. A perfect activity for today is reading in the library.**



## 5.SPEAKING TASK (20 minutes)

Answer the following questions in your notebook, practice pronunciation several times. Then, send an audio to your teacher through Whatsapp. Look the example.

What's the weather  
like in picture 1?

It's sunny and  
it's hot.



What's the weather like in picture 2?

---

What's the weather like in picture 3?

---

### THIS IS THE END

Congratulations! You can do amazing things. Continue practicing the vocabulary about weather and season and how to describe situations about the weather through the adjectives.

### USEFUL RESOURCES

- **Way to go student's book 6**
- **Way to go workbook 6**
- <https://www.wordreference.com/es/en/translation.asp>

### ANSWER KEY

#### Vocabulary

EXAMPLE 1 = F. sunny/ windy

**2=snow**

**3=cold and cloudy**

**4=stormy**

**5=hot**



6=rain

2. Reading task :

Clouds, rain, windy

3. Listening task:

Bogotá: stormy. Riohacha: sunny. Armenia: cloudy. Pasto: rainy.

Language task

A.snowy, b.Sunny,c. A cloudy, d.sunny and windy

B.1.adjective,2. Weather, 3.present

4. Writing task

a.

1. It is sunny and windy.
2. It is snow
3. It is cold
4. It is stormy
5. It is hot
6. It is rain

b.

a. On Monday, it's stormy. A perfect activity for today is reading in the library.

b. On Tuesday, it's windy. A perfect activity for today is flying a kite.

c. On Wednesday, it's sunny. A perfect activity for today is playing football.

5.SPEAKING TASK

2. It is stormy, windy, and rainy.
3. It is rainy.

## ORIENTACIONES FINALES PARA LOS PADRES DE FAMILIA

Una vez su hijo o hija haya terminado las actividades de esta guía, por favor hágale las siguientes preguntas que le permiten verificar el proceso de aprendizaje

- ¿Cuál fue la actividad que más te gustó y cuál fue la actividad que te pareció más difícil?
- ¿Qué crees que puedes hacer para seguir mejorando tus habilidades en inglés?
- ¿Cuánto tiempo te tomó desarrollar toda la guía?
- ¿Qué recursos utilizó?



La educación  
es de todos

Mineducación



#### AUTHOR(S)

AUTHOR(S)			
Name	YIRLEN ANDREA GUERRA HERRERA	JIREH NAVARRO ACOSTA	
Email	missyirlen@gmail.com	Jireh0109@hotmail.com	
School	Institución Educativa El Carmelo	Institución etnoeducativa integral rural internado indígena del cerro de la teta	