



“

BEYOND THE CLASSROOM” ENGLISH SELF-STUDY GUIDE

School

City

Teacher's name

Student's name

Grade

6

Level

A1

ORIENTACIONES PARA LOS PADRES DE FAMILIA

Apreciados padres de familia,

Seguimos llevando a cabo el proceso de enseñanza-aprendizaje por medio de guías, antes que nada, valoramos su compromiso, dedicación y responsabilidad para con el trabajo que se ha venido realizando con su hijo(a). Esta guía de aprendizaje de inglés para el trabajo en casa se diseñó con el fin de ayudar al educando a aprender el vocabulario necesario para hablar sobre las partes del cuerpo y sus funciones, al igual que el manejo de la estructura gramatical de los sustantivos en plurales y singulares y algunos adjetivos para describir las partes de su cuerpo. Su hijo (a) deberá dedicar una hora para desarrollar toda la guía. El trabajo aquí descrito se relaciona con la página 51 del libro del estudiante Way to Go, y la página 17 del workbook de 6° que está disponible en la plataforma Colombia Aprende o como anexo en la parte final de esta guía.

- La actividad 1 (vocabulario): Ejercicios para familiarizarse, practicar y reconocer las palabras que definen las partes del cuerpo.
- La actividad 2 (lectura): Su hijo(a) deberá leer algunos textos cortos con el objetivo de comprender los adjetivos que pueden ser usados para describir una actividad física o la habilidad que se tiene con un miembro del cuerpo.
- La actividad 3 (escritura): Los ejercicios aquí planteados buscan la practica y el uso del vocabulario y estructura gramatical aprendidos por parte del estudiante durante el desarrollo de esta guía.
- La actividad 4 (autoevaluación): el estudiante evaluará el aprendizaje obtenido a partir de las diferentes actividades desarrolladas.

Además, se ofrecen ejemplos de las actividades, las respuestas correctas y recursos adicionales de apoyo. Agradecemos su colaboración supervisando que su hijo(a) complete las actividades indicadas. Al final, encontrarán las respuestas correctas correspondientes a los ejercicios y una serie de preguntas de verificación de lo que su hijo(a) aprendió mediante el desarrollo de esta guía.

GRACIAS POR SU APOYO



WELCOME TO THIS SELF-STUDY GUIDE

This English self-study guide helps you describe and talk about your body parts. All the activities are related to the reading and presented in Way to Go Student Book 6 Module 2 Unit 1 (page 51). It starts with some vocabulary activities that you practice every day. Then, you have to read some texts and work on some activities. Also, you have to complete some sentences with missing information, then you have to write a short description of your body with the language of the topic. Finally, you must share a speaking activity with your family.

Topic	Skill(s)	Grammar	Vocabulary	Function(s)
My body	Reading and writing	Regular and irregular plural nouns	Parts of the body. Adjectives to describe parts of the body.	Ask for and give information related to the body. Describe people (physically)

GET READY

Study time needed: 1 hour	Resources: English dictionary, pencil, colours, notebook, computer, mobile phone, PDF file of way to go student book and student workbook 6°.	Textbooks Links: Way to go - student book 6, page 50. https://drive.google.com/file/d/1sroHuDVqB3YpL6ztL5hn3ViweAmR5oc6/view Way to go workbook 6, page 17. https://drive.google.com/file/d/1GEKZV3GV0vf6cfhQgyE_4T41v3rwzb4V/view
--	---	---



LEARNING OBJECTIVES

What will you learn/practise/reinforce with these activities?

- To develop reading and writing skills
- To know, identify and practice vocabulary related to parts of the body.
- To describe the body using adjectives.
- Use the regular and irregular plural nouns to describe how many parts of the body a person has?

LEARNING STRATEGIES

What can you do to achieve the objectives?

- Read the instruction for each task.
- Write the body parts in your notebook and draw them.
- Use your prior knowledge and try to infer the meaning. Try to use the dictionary only when necessary.
- Look at the examples given in the activities related to the regular and irregular plural nouns.
- Practice the irregular plural nouns (body parts)

ACTIVITIES

1. Vocabulary task (15 minutes)

a. Label the pictures using words from the box below. Follow the example given.

Nose – toe – head – eye – hair – ear – foot – arm – mouth – hands – finger – knee – leg – shoulder – teeth - neck.



1. finger



2.















3.




4.



			
5.	6.	7.	8.
			
9.	10	11.	12.
			
13.	14.	15.	16.



b. writes the body parts



2. Reading and language task (25 minutes)






a. Open your “way to go student book” on page 51 and do exercise 5.

b. Complete the sentences with the correct body part.



1. I can see with my eyes



	2. I can smell with my _____
	3. I can touch with my _____
	4. I can hear with my _____
	5. I can run with my _____
	6. I can eat with my _____

c. How many body parts do you have? Complete with numbers in letters.

1. I have **one** mouth.

5. I have _____ legs.

2. I have _____ eyes.

6. I have _____ hands.

3. I have _____ head.

7. I have _____ toes.

4. I have _____ arms.

8. I have _____ ears.

d. Read the story and complete the statements.

My name is Linda. I am 15 years old. I live in Colombia. I want to describe myself so you know what I look like. I have long, straight hair. It is black. I have black eyes. My face is round. I am tall. My legs are very long. I like to read.



1. Linda is 15 years old.
2. her hair is _____ and _____
3. her hair's color is _____
4. she has got _____ eyes
5. she has got _____ face
6. she is _____
7. her legs are _____
8. she likes to _____

e. Open your "way to go student workbook" on page 17 and do the exercise 2.

3. writing and language tasks (15 minutes)

a. Write the description of your body. Look at the example.

My Body
I am tall
My face is around
I have blue eyes
I have curly hair
I have long legs

My Body

b. According to the following sentences answer the questions.

- | |
|-----------------------------|
| 1. He has ten fingers |
| 2. I have two big eyes |
| 3. You have one small mouth |
| 4. she has two arms |

1. the word "fingers" in sentence 1 is written in:

- a. plural b. singular

2. the word "big" in sentence 2 is:

- a. an adjective b. a noun

3. the word "small" in sentence 3 and the word "big" in sentence 2 are:






- a. synonyms
- b. antonyms

4. the word “nose” in sentence 5 is written in:

- a. plural
- b. singular

c. Compare your answers with the answer box at the end of this guide.

4. evaluate your work (5 minutes)

Check your progress				Discuss with your parents, then answer the questions below
	Very well	Quite well	With difficult	
Identify the main parts of the body and their features.				How many words did you learn? _____
Create short sentences to describe the parts of the body				What was the easiest exercise, and why? _____

THIS IS THE END

Congratulations, you can do amazing things. Continue practicing the vocabulary about your body parts, and how to describe it. You can check the useful resources as well. Finally, take care of yourself, stay home, and use the vocabulary learnt.

USEFUL RESOURCES

English dictionary

<https://dictionary.cambridge.org/es/>



for further practice about body parts

<https://www.youtube.com/watch?v=4oNOA3HnGG4>

<https://agendaweb.org/vocabulary/body-exercises.html>

ANSWER KEY

Part I.

- a. 1.finger 2. Hair 3. face 4. knee 5. nose 6.hands 7.mouth 8.eye 9.arm 10.ear 11.teeth 12.neck 13.foot 14.leg 15.shoulder 16.toe
- b. Face,hair,ear,nose,eye,mouth,shoulder,arm,hand,finger,leg,knee,foot,toe.
- c. Answers will vary

Part II.

- a. 1.f 2.c 3.d 4.b 5.e 6.a
- b. 1.eyes 2.nose 3.hands 4.ears 5.legs 6.mouth
- c. 1. one 2.two 3.one 4.two 5.two 6.two 7.ten 8.two
- d. 1. 15 2.long-straight 3.black 4.black 5.round 6.tall 7.long 8.read
- e. 1.strong 2.long 3.big 4.strong 5.short

Part III

Answers will vary

Part IV

- a. Answers will vary
- b. 1.a 2.a 3.b 4.b

ORIENTACIONES FINALES PARA LOS PADRES DE FAMILIA

Una vez su hijo o hija haya terminado las actividades de esta guía, por favor hazle las siguientes preguntas que le permiten verificar el proceso de aprendizaje

1. ¿Cuál fue la actividad que más te gustó y por qué?
2. ¿cuál fue la actividad que te pareció más difícil y por qué?
3. Enséñame cómo se dice en inglés alguna de las actividades que realizas a diario.
4. ¿Presentaste alguna dificultad para escoger la oración que representaban a las imágenes?
5. ¿Cuánto tiempo te tomó desarrollar toda la guía?
6. ¿Qué recursos utilizaste?

AUTHOR(S)

Name	Linda Stephany Morales Berrocal
Email	lindaemoraes1@gmail.com
School	Nuestra Señora De Carmen








APPENDIX 1

2. Circle the correct adjectives.

1. Nairo Quintana can ride his bike in high mountains because he has very **short** / **strong** legs.
2. Caterine Ibargüen can jump well because she has really **long** / **weak** legs.
3. Basketball players usually have **big** / **long** hands.
4. **Weak** / **Strong** people can't do gymnastics.
5. Some **short** / **long** football players can be very agile and fast like Lionel Messi.

Taken from Way to Go 6 (workbook)- page 17

5. Read » Match the pictures (1-6) with the descriptions (a-f).

		
1. ...	2. ...	3. ...
		
4. ...	5. ...	6. ...
a. Luisa does gymnastics. Her legs are quite short .	b. José loves exercising at the park. His body looks very strong .	c. Ramiro plays basketball in the school team. His arms and legs are quite long .
d. Martha likes to plant trees in the school garden. Her hands are really small .	e. Johnny doesn't do much exercise. His body's really weak these days.	f. Antonio catches the ball often. His hands are very big .

Taken from Way to Go 6- page 51