



"BEYOND THE CLASSROOM" ENGLISH SELF-STUDY GUIDE

School _____ **City** _____

Teacher's name _____

Student's name _____

Grade _____ **6th** _____ **Level** _____ **A1** _____

ORIENTACIONES PARA LOS PADRES DE FAMILIA

Esta guía de aprendizaje de inglés para el trabajo en casa ha sido diseñada con el objetivo de aprender y practicar el vocabulario relacionado con lugares de la ciudad y dar instrucciones de cómo llegar a un lugar. Su hijo (a) deberá dedicar una (1) hora desarrollando la guía. La guía está organizada en (4) actividades y adjunto encontrará el material de Way to Go 6, páginas 35 y 36 del libro de ejercicios del estudiante. También se incluye una explicación al inicio de la guía para que su hijo(a) pueda comprender el uso del vocabulario en contexto.

La guía está dividida en dos tipos de actividades de la siguiente manera:

Vocabulary tasks:

La primera actividad consiste en escoger la palabra a, b ó c que corresponda a la imagen. La segunda actividad consiste en asociar la respuesta a la pregunta según corresponda a un lugar de la ciudad.

Language For Giving Directions

Este ejercicio invita a analizar las palabras en inglés empleadas para dar indicaciones de cómo llegar a determinado lugar. Por lo tanto, su hijo(a) debe referirse al ejercicio 4 de la página 101 del libro del estudiante y escuchar el audio 57 para contestar las preguntas.

Writing Task

La actividad a realizar consiste en leer y guiarse por el ejemplo dado de un diálogo práctico de lugares y direcciones en el barrio.

Agradecemos que dedique un tiempo revisando que su hijo (a) esté realizando la guía en los tiempos estipulados según el cronograma de entrega, y si requiere aclarar dudas no dude en contactarme. En la parte inferior de la guía encontrará mis datos.

Topic	Skill(s)	Grammar	Vocabulary	Function(s)
My neighborhood	Writing	Wh- questions (Where can...?)	Places in town and prepositions	Giving directions

GET READY

Study time needed: 1 hour	Resources: <i>Way to Go 6th, English dictionary, Pencil, colors, mobile phone, PDF file and notebook.</i>	Textbooks Links: - <i>Way to Go 6th Student's book, Pages 100 and 101.</i>
--	---	--



LEARNING OBJECTIVES

What will you learn/practise/reinforce with these activities?

- To reinforce vocabulary related to places in town.
- To practise giving directions to go around town.

LEARNING STRATEGIES







What can you do to achieve the objectives?

- Read attentively to the instructions.
- Follow the examples given to complete the tasks.
- Use a dictionary when necessary.
- Take notes of new vocabulary so you can look at it as a reminder.

ACTIVITIES

1. VOCABULARY TASKS (15 minutes)

A. Look at the picture and choose the correct option (a, b or c). Follow the example given.

 <p>1</p>	 <p>2</p>	 <p>3</p>
<p>a. Museum b. Hospital c. Pharmacy</p>	<p>a. Cinema b. Bakery c. Jewelry</p>	<p>a. Restaurant b. Supermarket c. Mall</p>
 <p>4</p>	 <p>5</p>	 <p>6</p>
<p>a. Hospital b. Pharmacy c. Store</p>	<p>a. Bakery b. Restaurant c. Butcher's shop</p>	<p>a. School b. Park c. Gym</p>



7

- a. Hospital
- b. Bank
- c. Airport



8

- a. Café
- b. Grocery
- c. Restaurant



9

- a. Library
- b. Bookshop
- c. School



10

- a. Hospital
- b. Church
- c. Hotel



11

- a. Police station
- b. Factory
- c. Fire station



12

- a. Mall
- b. Airport
- c. Hospital



13

- a. Mall
- b. Bank
- c. Court



14

- a. Church
- b. School
- c. Museum



15

- a. Hospital
- b. Pharmacy
- c. Police Station

B. Match the questions with the places. Follow the example given

1. Where can you buy bread?	___ a. in a gym
2. Where can you get money?	___ b. in a supermarket
2. Where can you see a film?	___ c. in a hospital
3. Where can you buy food?	___ d. in a bank
4. Where can you do exercise?	1 e. in a bakery
5. Where can you visit sick people?	___ f. in a cinema

2. LANGUAGE FOR GIVING DIRECTIONS (20 minutes)

- a) Open your Student's book, Way to Go 6, pages 101, exercise 4.
- b) This exercise offers an example of words used to describe how to get to a place. How many words are there in the box?

_____ 3 Prepositions _____ 5 prepositions _____ 6 Prepositions

- c) Look at the Exercise 4 again, and notice the words used there to describe how to get to each place, according to this, listen to track 57 and answer the following questions:

1 What's the word in each space?

A **ON** B _____ C _____ D _____ E _____
 F _____ G _____ H _____

2. Look at exercise 4, on page 101. Put a tick (✓) if sentences are correct, and a cross (X) if they are incorrect.

Example:

0. The hospital is in the second avenue **X**
1. The school is on the café and the bookshop _____
2. The bakery is in front of the restaurant _____
3. Michael's house is next to the pharmacy _____
4. The school is between the café and the bookshop _____



3. Look at the following image, read the sentences and underline the correct option.



Example: The bank is next to / behind the pharmacy.

- a) The fire station is in front of/ behind the park
- b) The café is between/ next to the square and the cinema
- c) The pharmacy is on/ opposite hill avenue
- d) The bookshop is next to/on the cinema
- e) The bakery is in front of/ next to the hospital



1. WRITING SKILL (15 minutes)

Here you will have to write your own dialog following the given model.

<p>MODEL</p> <p>A: Excuse me Sir, do you know where the pharmacy is?</p> <p>B: Hello Sir, I am not from around here, but I think it's around the corner on the left.</p> <p>A: Thank you Sir!</p> <p>B: You are welcome!</p>	<p>Here goes your writing</p> <hr/> <hr/> <hr/> <hr/> <hr/>
---	---



2. ASSESSMENT TASKS (5 minutes)

Check your progress	 Excellent!	 Well done!	 I can do it better!
I can identify places in my neighborhood			
I can follow directions			

THIS IS THE END

Congratulations! You have done an awesome job! Continue practicing the vocabulary about places in town, and how to give directions in English. You can also check the useful resources and have fun with these online materials.

USEFUL RESOURCES

Online dictionary:

<https://www.wordreference.com/>

Practice Vocabulary about places in town.

Way to Go Workbook 6 pages 100 and 101, exercises

<https://wordwall.net/es/resource/2774399/places-town-city>

Grammar

[https://es.liveworksheets.com/worksheets/en/English as a Second Language \(ESL\)/Prepositions of place/Prepositions of place - listening exercise sf7167cf](https://es.liveworksheets.com/worksheets/en/English+as+a+Second+Language+(ESL)/Prepositions+of+place/Prepositions+of+place+-+listening+exercise+sf7167cf)

Listening to dialogs

https://www.youtube.com/watch?v=JWtnRIPf5_g&feature=youtu.be

ANSWER KEY

1. Vocabulary Tasks:

a. 1-a, 2-c, 3-b, 4-b, 5-a, 6-b, 7-b, 8-c, 9-a, 10-b, 11-c, 12-b, 13-a, 14-b, 15-a

b. 1-e, 2-d, 3-f, 4-b, 5-a, 6-c

2. Language For Giving Directions

b- 6 Prepositions, c) a-on, b-next to, c-opposite, d- behind, e-between, f-in front of, g- next to h-behind, 2. b-x, c- √, d- √, e- √, 3. a-in front of, b-between,

c- on d-next to, e-next to.



ORIENTACIONES FINALES PARA LOS PADRES DE FAMILIA

Una vez su hijo (a) haya terminado las actividades de esta guía, por favor hágale las siguientes preguntas que le permitirán verificar el proceso de aprendizaje.

- ¿Cuál actividad de la guía te gustó más, y por qué?
- ¿Cuál actividad no te gustó y por qué?
- Enséñame cómo se dicen algunos lugares de la ciudad en inglés.
- Imagina que vamos a ir al centro comercial y me vas a dar las instrucciones de cómo llegar en inglés.
- ¿Cuánto tiempo te tomó desarrollar las actividades?
- ¿Utilizaste los recursos sugeridos por tu profesor (a)?
- ¿Encontraste los ejercicios de apoyo útiles para comprender más los temas?

AUTHOR(S)

Name	CLAUDIA CHAVARRÍA CALLE	LUCY NIÑO VELANDIA	ENRIQUE FAJARDO PACHÓN	SHIRLEY YARELYS PALACIOS
Email	claudiachavarria@ierv.edu.co	lucykaty2@gmail.com	enriquefajardo1288@hotmail.com	shirly.pala@hotmail.com
School	Institución Educativa Rural Vanguardia	Institución Educativa Playa Rica	Institución Educativa Iracá	Institución Educativa Manacal



Appendix 1

Unit »2

I Belong to a Community

» Objectives

- I can talk about places in town.
- I can describe places.
- I can talk about where places are.

In Context » This Is My Neighbourhood

1. Speak » Look at the map of Kaitlin's neighbourhood in New Jersey, USA, and answer the questions.



21st Century Skills
• Initiative

Do you know where key places near your house are?

- Where can you buy groceries?
You can buy groceries at the ...
- Where can you play basketball?
You play basketball at the ...
- Where can you buy medicine?
You can buy medicine at the ...
- Where can you get money?
You can get money at the ...
- Where can you buy books?
You can buy books at the ...
- Where can you see a film?
You can see a film at the ...
- Where can you buy bread?
You can buy bread at the ...

100

2. Speak » In groups, discuss if you have these places near your house.





3. **Read** » Look at the map of Michael's neighbourhood and read the directions. Then, point to the places.



- | | | | | |
|--|---|--|---|--|
| a. The bank's next to the hospital. | b. The cinema's opposite the bank. | c. The school's between the café and the bookshop | d. The pharmacy's behind the public library. | e. The bakery's in front of the restaurant. |
|--|---|--|---|--|

57 4. **Listen** » Listen to Michael talk to Kaitlin about his neighbourhood and point to the places on the map in exercise 3. Then, listen again and complete the sentences.

Word Bank

on
between
behind
in front of
next to
opposite

Michael: So... this is the map of my neighbourhood. Here's the hospital **a.** _____ Second Avenue. It's **b.** _____ the bank. **c.** _____ the bank is the cinema, and **d.** _____ the cinema is the department store.

Kaitlin: Where's your school?

Michael: The school's **e.** _____ the café and the bookshop. My mum always goes to that café. It's on Third Avenue.

Kaitlin: Where's the bakery we always go to?

Michael: The bakery's right here on the corner of First Avenue, **f.** _____ the restaurant.

Kaitlin: And your house?

Michael: It's on Third Avenue, **g.** _____ the pharmacy, **h.** _____ the public library. Let's go to the bakery and get some cupcakes!

Kaitlin: Sure!