



"BEYOND THE CLASSROOM" ENGLISH SELF-STUDY GUIDE

School

City

Teacher's name

Student's name

Grade

7th

Level

A2.1

ORIENTACIONES PARA LOS PADRES DE FAMILIA

Estimados padres de familia y/o acudientes:

Continuamos nuestra labor, apreciamos su compromiso, excelente actitud y trabajo en equipo para el beneficio de nuestros jóvenes. Esta guía de aprendizaje de inglés para el trabajo en casa se preparó con el fin de ayudar a su hijo o hija a repasar vocabulario sobre los adjetivos que nos ayudan a hacer descripciones de personas, lugares y cosas. El diseño de esta guía está basado en el libro *Way to go 7*, módulo 4 unidad 1 lesson 1, páginas 130 del libro del estudiante y la página 45 del libro de trabajo (workbook). Para el desarrollo de la misma su hijo(a) realizará las siguientes actividades en un tiempo estimado de 1 hora.

- Sección 1 (vocabulario): ejercicio para reconocer palabras claves en una lectura sobre la experiencia de un bloguero de viajes profesional el cual hace comparaciones entre Egipto y Colombia.
- Sección 2 (lectura): Su hijo(a) tendrá la oportunidad de leer y escuchar al mismo tiempo la lectura y realizar un proceso de comprensión de lectura de un texto en inglés sobre la descripción de El Cairo en Egipto y cómo se diferencia de nuestro país (Colombia).
- Sección 3 (escritura): Su hijo(a) empleará el vocabulario y las estructuras estudiadas en esta guía de aprendizaje y sus conocimientos previos, para escribir oraciones comparativas entre El Cairo y Colombia.
- Sección 4 (autoevaluación): El estudiante evaluará su aprendizaje a partir de las actividades que desarrolló.

Así a través del desarrollo de estas actividades, su hijo(a) mejorará su manejo de vocabulario relacionado a la descripción de lugares y la estructura en inglés usada para realizar comparaciones entre lugares y, además, logrará familiarizarse con la sección de lectura del examen SABER 11, lo cual contribuirá a que se logre un mejor desempeño en el mismo.

Además, se ofrecen ejemplos de las actividades, las respuestas correctas y recursos adicionales de apoyo. Agradecemos su colaboración supervisando que su hijo(a) complete las actividades indicadas. Al final, ustedes encontrarán una serie de preguntas de verificación de lo que su hijo(a) aprendió mediante el desarrollo de esta guía.



WELCOME TO THIS SELF-STUDY GUIDE

This English self-study guide helps you identify typical characteristics of different countries, compare them and talk about them. You can also practise writing comparisons by writing sentences of places and using the adjectives in the right form.

Topic	Skill(s)	Grammar	Vocabulary	Function(s)
Amazing Countries	Reading and writing	Comparatives	Words to describe places	Compare characteristics of places

GET READY

<p>Study time needed:</p> <p>1 hour</p>	<p>Resources: <i>English dictionary, notebook, pencil, PDF file of Way to Go Workbook Book 7 page 45.</i></p>	<p>Textbooks Links:</p> <p>Way to Go 7 Students' book, page 130. WTG SB 7.pdf</p> <p>Way to Go 7 workbook page 45. WTG WB 7.pdf</p> <p>Listening Track 56 Way to Go</p>
---	---	--

LEARNING OBJECTIVES

What will you learn/practise/reinforce with these activities?

- To practice vocabulary related to places.
- To compare places in a short text.
- To use comparatives and compare places.
- To understand texts that compare characteristics of places.
- To identify specific information in a conversation about places.

LEARNING STRATEGIES

What can you do to achieve the objectives?

- Use a dictionary to help you.
- Focus on keywords to complete the conversation.
- Go back to the reading and find specific words: E.g. Egypt, temperatures, etc.
- Use the models given to complete this task.



ACTIVITIES

1. ENGAGE

1.1. Vocabulary (10 minutes)

1.1.1. Use the Word Bank to label the images. Follow the example given.



Use a dictionary to help you.

pyramid	temperature	population	river
World	weather	summer	language

 2*	 3*	 4*	 5*
1. P y r a m i d	2. _ _ _ _ _ _	3. _ _ _ _ _	4. _ _ _ _ _
 6*	 7*	 8*	 9*
5. _ _ _ _ _	6. _ _ _	7. _ _ _ _ _	8. _ _ _ _ _

1.1.2. Match the adjectives with the correct definition.

Adjective	Definition
1. famous	a. at a fairly or comfortably high temperature.
2. astonishing	b. extremely interesting
3. warm	c. large or great in dimensions, bulk, or extent
4. fascinating	d. exciting wonder: marvelous, astonishing
5. total	e. of or relating to an office, position, or trust
6. big	f. too extraordinary and improbable to be believed
7. wonderful	g. known about by many people.
8. official	h. involving a complete and unified effort especially to achieve a desired effect
9. incredible	i. extremely surprising or impressive; amazing.

2. STUDY (10 minutes)

2.1. Listening



Focus on keywords to complete the conversation.

2.1.1. Listen to a professional travel blogger talking on his live video feed. Complete what he says (1–9) with the adjectives from exercise 1.1.2.

Hey, what's up? Welcome to my live vlog feed From Colombia to the World! Today, I'm visiting the (1) _____ city of Cairo in the (2) _____ country of Egypt, Cairo is the capital of Egypt and is located near the (3) _____ Pyramids of Giza.

I'm having a (4) _____ time, but I'm also very hot! Egypt is located in the north of Africa, so the weather is usually (5) _____ and sunny: the highest temperatures are in summer. Most people speak Arabic, which is the (6) _____ language, but a lot of people also speak French.

The (7) _____ population of Egypt is about 92 million, of which an (8) _____ 9.7 million live in Cairo. Cairo is bigger than Bogotá, where the population is about 7.9 million. Actually, Cairo is the biggest city in Egypt.

Although Egypt is a (9) _____ country, it is smaller than Colombia. The River Nile flows through Egypt and is about 6.853 kilometers long and is the second longest river in the world. The Nile isn't the longest river in the world, because the Amazon is 139 kilometres longer than the Nile!



2.1.2. Read the vlog in exercise 2 again and answer the questions (1–8).



Go back to the reading and find specific words: E.g. Egypt, temperatures, etc.

1. What is the name of the most important city in Egypt? _____
2. When are the highest temperatures in Egypt? _____
3. What language do the majority of people speak in Egypt? _____
4. What other language do some people speak in Egypt? _____
5. Is Cairo smaller than Bogotá? _____
6. Is Colombia bigger than Egypt? _____
7. Is the Nile the longest river in the world? _____
8. How long is the Amazon river? _____

2.2. Grammar (10 minutes)

2.2.1 Put the words in order to make sentences (1–6).

1. **smaller** / is / Bogotá / Cairo / than _____
2. winter / in Egypt / is / Summer / than / **hotter** _____
3. covers / Egypt / than / Colombia / a **larger** area _____
4. River / the Nile / **longer** / The Amazon / is / than _____

2.2.2 Look at the previous sentences and answer the following questions.

1. Do we use adjectives to describe places? _____
2. Write the words that help to describe places _____
3. What letters do we add to short adjectives? _____

2.2.3. Read the adjectives and check the correct option. Follow the example given:

Adjective	1 Syllable	2 Syllables	3 Syllables	4 Syllables
Small	✓			
Famous				
Hot				
Fascinating				

Large				
Wonderful				
Incredible				

Note: We use “more - than” with adjectives that have 2, 3, 4 or more syllables. For example:

Colombian fauna and flora are more fascinating than Cairo’s.

The Great Pyramids of Giza are more famous than Tayrona Park in Colombia.

2.2.4. Choose the best option

- Brazil is bigger than Peru.
 - bigger that
 - bigger than
 - biggest
 - More bigger than
- Summer is _____ spring.
 - the hottest
 - hottest
 - hotter than
 - hot than
- Egypt is _____ Colombia.
 - small
 - smaller that
 - smallest
 - smaller than

2.3. PRODUCTION (20 minutes)

2.3.1. Complete the chart with the information from the reading and write the facts about your city or town. Then, write a paragraph comparing Cairo to your place.

Fact	Cairo	Your city / town
1. Annual weather temperature	22 °C	
2. Total area	1.001.450 km 2	
3. Number of inhabitants	_____	
4. Foundation:	10th Century	
5. Name and length of an important river	_____	
6. Famous places	_____	






Use vocabulary and grammar elements learned in the previous exercises.

Useful words: Big / small	Hot / cold	populated	old / new	Fascinating
	Wonderful	Famous	Large	

3. ASSESSMENT TASK (10 minutes)

Read the statements and check your progress. Then, discuss some questions with your parents.

Check your progress!	 13*	 14*	 15*	Discuss with your parents, then answer the questions below
	Very well	Quite well	With difficulty	
I can say words related to places.				How many new words did you learn? _____
I can identify adjectives to compare places.				What words can you use to describe a place? _____
I can produce a short descriptive text about the characteristics of places in an oral and in written way.				How can you compare two places? _____



THIS IS THE END

Congratulations, you can do amazing things. Continue practicing the vocabulary about describing typical characteristics of places and comparing them in English. You can check the useful resources, as well. Finally, take care of your town / city and feel proud of it.

USEFUL RESOURCES

Online English Spanish dictionary

<https://dictionary.cambridge.org/es/diccionario/ingles-espanol/>

Games to learn English

<https://www.gamestolearnenglish.com/comparatives/>

Teach this ESL / EFL resources

<https://www.teach-this.com/grammar-activities-worksheets/comparatives>

Comparative quiz

<https://www.youtube.com/watch?v=E71eT-xDch8>

Agenda web

<https://agendaweb.org/grammar/comparative-adjectives-exercises.html>

ANSWER KEY

1.1.1.

- | | |
|---------------|----------------|
| 1. Pyramid | 2. Temperature |
| 3. Weather | 4. Language |
| 5. Population | 6. River |
| 7. Summer | 8. World |

1.1.2

- | | | |
|--------------------|--------------------|-------------------|
| 1. Famous = g | 2. Astonishing = i | 3. Warm = a |
| 4. Fascinating = b | 5. Total = h | 6. Big = c |
| 7. Wonderful = f | 8. Official = e | 9. Incredible = d |

2.1.1.

1. incredible 2. fascinating 3. famous 4. wonderful 5. warm 6. official 7. total 8. astonishing
9. big

2.1.2.

1. Cairo is the most important city in Egypt.
2. The highest temperatures are in summer.
3. Most people speak Arabic.
4. A lot of people speak French
5. No, it isn't. Cairo is bigger than Bogotá
6. Yes, it is.



- 7. No, it isn't. The Amazon is the longest river in the world.
- 8. It is 139 kilometres long.

2.2.1

- 1. Bogotá is smaller than Cairo.
- 2. Cairo is the largest city in Egypt.
- 3. Summer is hotter than winter in Egypt.
- 4. Arabic is the most spoken language in Egypt.
- 5. Colombia covers a larger area than Egypt.
- 6. The Amazon is the longest river in the world.

2.2.2

- 1. Yes, we do
- 2. Famous, astonishing, warm, long, large, fascinating, big, wonderful, incredible, small, hot.
- 3. We add "er" at the end.

2.2.3.

Adjective	1 Syllable	2 Syllables	3 Syllables	4 Syllables
Small	✓			
Famous		✓		
Hot	✓			
Fascinating				✓
Large	✓			
Wonderful			✓	
Large	✓			
Incredible				✓

2.2.4

- 1. b
- 2. c
- 3. d

2.3.1

- 1. 28 °C
- 2. --- 378 km 2
- 3. 92 million 58.122
- 4. ----- September 22nd 1825
- 5. Nile: 6.853 kilometres long Fryle: 3.900 Kilometres long
- 6. The Great Pyramids of Giza Paramo de la tinaja / lookout point Baronio



ORIENTACIONES FINALES PARA LOS PADRES DE FAMILIA

Una vez su hijo o hija haya terminado las actividades de esta guía, por favor hágale las siguientes preguntas que le permiten verificar el proceso de aprendizaje:

- ¿Cuál fue la actividad que más te gustó y cuál fue la actividad que te pareció más difícil?
- Enséñame cómo se dicen en inglés algunas de las características del lugar del que hablaron en la lectura en esta guía.
- Enséñame cómo se describe en inglés el lugar en el que vivimos.
- ¿Cuánto tiempo te tomó desarrollar toda la guía?
- ¿Qué recursos utilizaste?

AUTHOR(S)

Name	Noralba Correa Suárez
Email	vallecaucana2@gmail.com
School	I.E. Ciudad Florida

LINKS OF IMAGENES

1. Image retrieved from

https://www.freepik.es/vector-gratis/fondo-trucos-consejos-utiles-rapidos_10317860.htm#page=1&query=quick%20tips&position=22 with a free for commercial use license.

2. Image retrieved from

https://www.freepik.es/foto-gratis/tiro-angulo-dos-piramides-egipcias-al-lado-otra_9851526.htm#page=1&query=piramide%20egipto&position=38 with a free for commercial use license.

3. Image retrieved from

https://www.freepik.es/foto-gratis/primer-plano-termometro-arena-playa_10073858.htm#page=1&query=TEMPERATURA%20CLIMA&position=5 with a free for commercial use license.

4. Image retrieved from

https://www.freepik.es/vector-gratis/coleccion-iconos-tiempo_1044316.htm#page=1&query=weather&position=0 with a free for commercial use license.

5. Image retrieved from

https://www.freepik.es/vector-gratis/ilustracion-personajes-que-hablan-diferentes-idiomas_6296250.htm#query=LANGUAGE&position=31 with a free for commercial use license.

6. Image retrieved from

https://www.freepik.es/vector-gratis/fondo-diseno-personas_1358445.htm#page=1&query=POBLACION&position=3 with a free for commercial use license.

7. Image retrieved from

https://www.freepik.es/foto-gratis/rock-creek-park_1198601.htm#page=1&query=river&position=13 with a free for commercial use license.

8. Image retrieved from

https://www.freepik.es/vector-gratis/playa-mar-palmeras-hojas-fondo-verano_5603417.htm#page=1&query=SUMMER&position=11 with a free for commercial use license.

9. Image retrieved from

https://www.freepik.es/vector-gratis/tierra-lineas-rojo_1095018.htm#page=1&query=WORLD&position=4 with a free for commercial use license.

10. Image retrieved from

https://www.freepik.es/vector-gratis/fondo-trucos-consejos-utiles-rapidos_10317860.htm#page=1&query=quick%20tips&position=22 with a free for commercial use license.

11. Image retrieved from

https://www.freepik.es/vector-gratis/fondo-trucos-consejos-utiles-rapidos_10317860.htm#page=1&query=quick%20tips&position=22 with a free for commercial use license.

12. Image retrieved from

https://www.freepik.es/vector-gratis/fondo-trucos-consejos-utiles-rapidos_10317860.htm#page=1&query=quick%20tips&position=22 with a free for commercial use license.

13. Image retrieved from <https://pixabay.com/vectors/smiley-face-grin-smile-happy-icon-304270/> with a free for commercial use license.

14. Image retrieved from <https://pixabay.com/vectors/smiley-emojicon-happy-face-icon-1635449/> with a free for commercial use license.

15. Image retrieved from <https://pixabay.com/vectors/smiley-emojicon-undecided-unsure-1635455/> with a free for commercial use license.