



"BEYOND THE CLASSROOM" ENGLISH SELF-STUDY GUIDE

School

City

Teacher's name

Student's name

Grade

7th

Level

A1

ORIENTACIONES PARA LOS PADRES DE FAMILIA

Señores padres de Familia la presente guía de aprendizaje de inglés que su hijo o hija desarrollará en casa, se diseñó con el fin que el estudiante aprenda y repase sobre el pasado del verbo to be y el pasado simple con verbos regulares e irregulares.

Su hijo (a) deberá dedicar una hora para realizar la guía. Esperamos que esta guía sea una herramienta de aprendizaje interesante y optimice el aprendizaje de una segunda lengua extranjera. El trabajo de esta guía está relacionado con la unidad 2 del módulo #2 lección 1 y 2 de las páginas 60 y 63 del libro del estudiante Way To Go 7° disponible en Colombia aprende del ministerio de educación. Las páginas del libro se adjuntan al final de la guía para los estudiantes que no tienen acceso a internet.

A continuación se describen las actividades que su hijo(a) debe desarrollar:

*Actividad 1: Su hijo (a) debe observar el calendario de María y responder la pregunta haciendo oraciones en pasado.

*Actividad 2: Primero debe leer los globos de texto y escribir preguntas con WH en pasado. Luego debe escuchar el audio de los globos de texto y completar con las palabras dadas en el cuadro azul.

*Actividad 3: Realizar la lectura sobre Alan Turing luego de marcar o unir las acciones de la columna b con las de la columna C.

*Actividad 4: (Grupal) Invita a realizar con un compañero las preguntas dadas y responder de acuerdo a la lectura del punto anterior sobre el texto de Alan Turing.

*Actividad 5: Su hijo (a) realizará la autoevaluación de lo aprendido.

Además en esta guía se ofrecen ejemplos de las actividades propuestas, los recursos de apoyo, las respuestas correctas y al final se encuentra una serie de preguntas de verificación sobre lo que aprendió su hijo(a) al desarrollar la guía. Agradezco su colaboración y compromiso para que su hijo(a) logre los objetivos de esta guía y culmine a cabalidad las actividades asignadas.

WELCOME TO THIS SELF-STUDY GUIDE

This English self - study guide helps you practise the four skills writing, reading, speaking and listening. Also you will be able to speak and describe past experiences and situations.

The activities are related to the topic learning of the past presented in Wat to go 7° in Unit 2



module #2. In this guide there are 5 activities: First activity is a language task, here you have to look at the time table and answer about what María did before the lockdown. Then you have to write questions in the past and listen to audio and complete the speech bubbles. After you have to read the Turing's biography and match the column B with column C. Then in the speaking task you have to practise asking and answering questions with a partner and end up doing the auto-assessment.

Topic	Skill(s)	Grammar	Vocabulary	Function(s)
Learning of the past.	Writing, listening reading and speaking	Verb to Be in past. Was/were Past tense regular/irregular	Adjectives Time expressions in past	Describe past experiences and situations.

GET READY

Study time needed: 1 hour	Resources: English notebook or photocopy self-study guide, <i>dictionary, pencil, colors, cellphone.</i>	Textbooks Links: - <i>Way to go ! Students book 7th grade</i>
--	--	---

LEARNING OBJECTIVES

LEARNING STRATEGIES

<p><i>What will you learn/practise/reinforce with these activities?</i></p> <ul style="list-style-type: none"> To talk about the past To describe past experiences and situations 	<p><i>What can you do to achieve the objectives?</i></p> <ul style="list-style-type: none"> Read the instructions for each task Use the dictionary only if absolutely necessary. Write in your notebook a new word bank. Complete texts with word clues.
---	--



ACTIVITIES

1. LANGUAGE TASK (10 minutes)

Look at the time table and answer the following question: What did Maria do before the lockdown or social distancing? Follow the example.



1. November, 2019	2. December, 2019	3. January, 2020	4. February, 2020	5. March, 2020	6. April, 2020
finish school	Travel to Cartagena	Buy a bag	Start classes	Visit her grandparents	Take photos

Example:

1. Maria finished school in November, 2019.

2. _____

3. _____

4. _____

5. _____

6. _____

2. WRITING AND LISTENING TASKS (15 MINUTES).

2.1 Read the speech bubbles and make questions with wh questions (where and what) using past tense. Look at the examples.

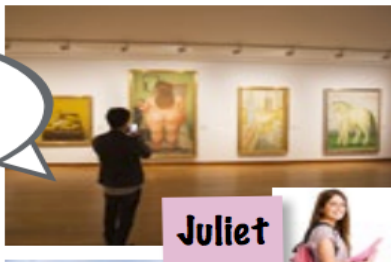
Examples: Where was Juliet last week?
What did she see there?



2.2 Listen to the student's comments and complete the speech bubbles with the words in the box. [Way to ! Students book Audio track 23](#)

Awesome - Fine - Fantastic

Last week, we **went** to the museum and I **saw** some beautiful paintings. It was ¹...!




Juliet

In March, we **went** to Guatapé. We **climbed** to the top of the Peñol Rock. It was a hard climb, but the views were ³...!



Mariana

In 2016, we **went** to the theatre to see a dance show. The dancers **made** some mistakes, but in general the show was ⁵... .



John

3. READING TASK(15 Minutes)

Read Turing's biography and match the column B with the column C. Follow the example given.

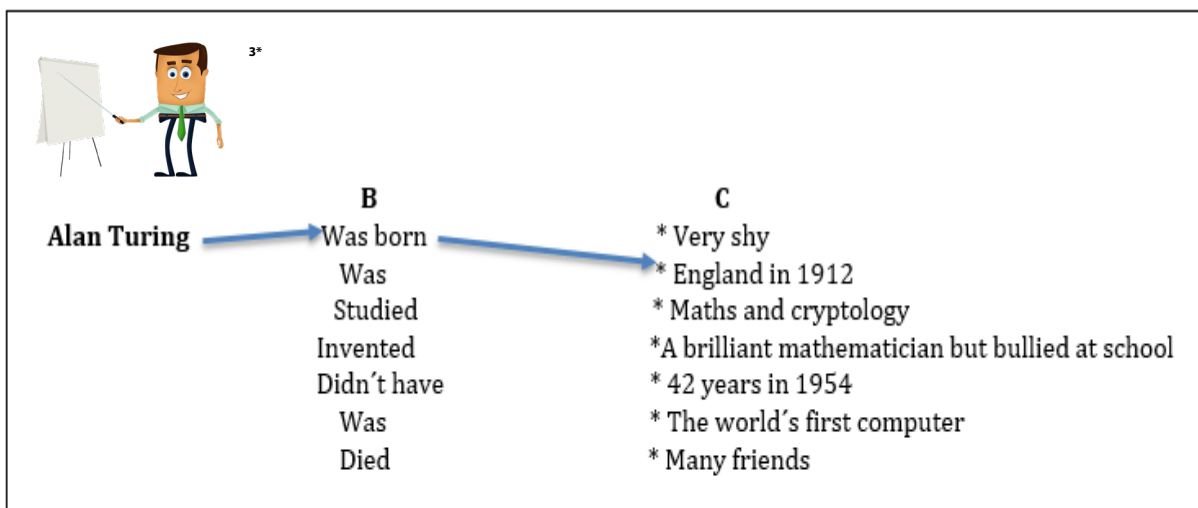
A Ian Turing **was** born in England in 1912. He **was** a brilliant mathematician and **invented** the world's first computer.

At school, Turing **was** very shy and **didn't have** many friends. He **was** also bullied because he was very good at Maths and Science.

Turing **studied** Maths and Cryptology at university. During World War II against Nazi Germany, he **invented** a machine that **helped** him understand the enemy's messages.

Turing's personal life was sad. He died at only 42 in 1954.

Many years after Turing's death, the British Government **honoured** him. Thanks to the work of this amazing man, many of us now have a computer in our homes.



4. SPEAKING TASK (10 minutes)

Practise asking and answering the following questions with a partner. Follow the examples given.






Questions:

1. Was Turing born in 1945? **No, he wasn't. He was born in 1912.**
2. Was Turing a brilliant man? _____.
3. Did Turing have many friends at school? _____.
4. Why did Turing invent a machine? _____.
5. Was Turing bullied at school? _____.
6. Did Turing invent the telegraph? _____.



5. ASSESSMENT TASK (10 minutes)

Check your progress!	5*	6*	7*	Discuss with your parents, then Answer the questions below
				
	Very Well	Quite well	With Difficulty	
I can understand text about past experiences and the life of others				How many words did you learn?
I can speak about past experiences and the life of others.				Did you like working with your partner?
I can understand conversations about past experiences and the life of others.				Did you like this self-study guide?
I can write about past experiences and the life of others.				Can you write about Turing's life?

THIS IS THE END

Congratulations, you can do amazing things. Remember practicing at home new vocabulary, the past of the verb to be and the simple past. You can check the useful resources to expand your knowledge.



USEFUL RESOURCES

[List regular and irregular verbs](#)

This dictionary will help you with vocabulary.

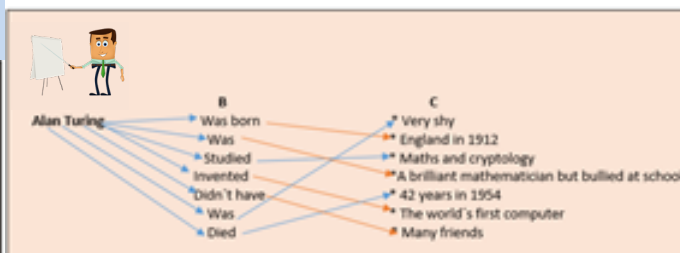
<https://dictionary.cambridge.org>

[Audio Track 23 Way to Go 7º](#)

Module 2 Unit 2 lesson 1, page 60.

ANSWER KEY

3. READING TASK (10 Minutes) _ Answer Key



1. Language Task

Answer Key

1. María finished school in November, 2019.
2. María travelled to Cartagena in December, 2019.
3. María bought a bag in January, 2020.
4. María Started the classes in February, 2020.
5. María visited her grandparents in March, 2020.
6. María took photos in April, 2020.

2. WRITING AND LISTENING TASK (10 MINUTES).

2.1 Examples: Where was Juliet last week?
What did she see there?

- Where was Mariana in March?
- What did She do there?
- Where was John in 2016? Or
- Where did John go in 2016?
- What did dancers make there?

2.2 Listen

Fastastic
Awesome
Fine

ORIENTACIONES FINALES PARA LOS PADRES DE FAMILIA

Señor padre de familia cuando su hijo haya finalizado las actividades correspondientes de esta guía, favor realizarle las siguientes preguntas para verificar el proceso de aprendizaje.

- ¿Cuál fue la actividad que más le gustó y cuál fue la más difícil para desarrollar?
- ¿Qué recursos empleaste?
- ¿Se tomó más tiempo del asignado para desarrollar la guía?
- ¿Considera que trabajó en equipo con tu compañero?
- Cuéntame sobre Alan Turing.

AUTHOR(S)

Name	Patricia Rubio G.
Email	pattyrg2182@gmail.com
School	La fuente



Wat to go 7, page 60. Point 2. Writing and listening task

In Context » School Trips


8*

23

1. Listen » Listen and complete the students' comments with the words in the box.


disgusting awesome fantastic fine boring terrific

Last week, we **went** to the museum and I **saw** some beautiful paintings. It was ¹...!



Juliet

Yesterday, we **visited** the Parque Explora Aquarium. We **saw** some incredible animals. It was ²...!



Michael

In March, we **went** to Guatapé. We **climbed** to the top of the Peñol Rock. It was a hard climb, but the views were ³...!



Mariana

We **went** to the sports stadium last month and we **watched** a volleyball match. The players weren't very good, so it was a bit ⁴...



Kevin

In 2016, we **went** to the theatre to see a dance show. The dancers **made** some mistakes, but in general the show was ⁵...



John

Last year, the school **took** us to the zoo and it **was** horrible! I saw a lot of spiders, and I think spiders are ⁶...



Liliana

60

2. Read » Read the students' comments in exercise 1. Complete the statements (1-6) and then answer the questions (a-b).

- | | |
|--|--------------------------------------|
| 1. The visit to the zoo was ... | a. Who enjoyed the school trip? |
| 2. The experience in Guatapé was ... | b. Who didn't enjoy the school trip? |
| 3. Parque Explora was ... | |
| 4. The dance show at the theatre was ... | |
| 5. Juliet thought that her school trip was ... | |
| 6. Kevin thought that his school trip was ... | |




module 2 // Unit 2

Expanding Knowledge » Amazing People

25



1. **Listen »** Match the people to the information (1-5). Listen and check.



Albert Einstein



Gabriel García Márquez



Frida Kahlo



Alan Turing



Ella Fitzgerald

1. She was an American singer. She sang beautiful jazz songs.

2. He was a German scientist. He was famous for his Theory of Relativity.

3. He was a British mathematician. He invented the first computer.

4. She was a Mexican painter. In her work she painted images of her country and her life.

5. He was a Colombian writer. He won the Nobel Prize for Literature in 1982.

2.



Read » Read Turing's biography and answer the questions (1-6).

Alan Turing **was** born in England in 1912. He **was** a brilliant mathematician and **invented** the world's first computer.

At school, Turing **was** very shy and **didn't have** many friends. He **was** also bullied because he was very good at Maths and Science.

Turing **studied** Maths and Cryptology at university. During World War II against Nazi Germany, he **invented** a machine that **helped** him understand the enemy's messages.

Turing's personal life was sad. He died at only 42 in 1954.

Many years after Turing's death, the British Government **honoured** him. Thanks to the work of this amazing man, many of us now have a computer in our homes.

1. Was Turing born in 1945?
No, he wasn't. He was born in 1912.
2. Was Turing a brilliant man?
Yes, he was.
3. Did Turing have many friends at school?
No, he didn't.
4. Did Turing study Engineering at university?
5. Did Turing help the Germans?
6. Is Turing still alive?

21st Century Skills

• Social Skills

How do you feel when people treat you differently because of your age or gender?



LINKS OF IMAGENES

1. Image retrieved from <https://pixabay.com/illustrations/girl-confident-portrait-cartoon-3316342/> with a free for commercial use license.
2. Ministerio de Educación Nacional (2016). Way to go! 7th Grade. Bogotá D.C. – Colombia. P. 60. Retrieved from www.colombiaaprende.edu.co/colombiabilingue.
3. Image retrieved from <https://pixabay.com/illustrations/businessman-cartoons-training-607831/> with a free for commercial use license.
4. Ministerio de Educación Nacional (2016). Way to go! 7th Grade. Bogotá D.C. – Colombia. P. 26. Retrieved from www.colombiaaprende.edu.co/colombiabilingue.
5. Image retrieved from <https://pixabay.com/vectors/smiley-face-grin-smile-happy-icon-304270/> with a free for commercial use license.
6. Image retrieved from <https://pixabay.com/vectors/smiley-emoticon-happy-face-icon-1635449/> with a free for commercial use license.
7. Image retrieved from <https://pixabay.com/vectors/smiley-emoticon-undecided-unsure-1635455/> with a free for commercial use license.
8. Ministerio de Educación Nacional (2016). Way to go! 7th Grade. Bogotá D.C. – Colombia. P. 60. Retrieved from www.colombiaaprende.edu.co/colombiabilingue.
9. Ministerio de Educación Nacional (2016). Way to go! 7th Grade. Bogotá D.C. – Colombia. P. 63. Retrieved from www.colombiaaprende.edu.co/colombiabilingue.