



"BEYOND THE CLASSROOM" ENGLISH SELF-STUDY GUIDE

School

City

Teacher's name

Student's name

Grade

7

Level

A1

ORIENTACIONES PARA LOS PADRES DE FAMILIA

Esta guía de aprendizaje de inglés para el trabajo en casa se preparó con el fin de ayudar a su hijo o hija a repasar vocabulario relacionado con actividades físicas, para expresar el cuidado que se debe tener con el cuerpo.

Su hijo (a) deberá dedicar una hora para desarrollar toda la guía. El trabajo aquí descrito se relaciona con la página 23 del libro del estudiante Way to Go 7, que está disponible en la plataforma Colombia Aprende. Se adjuntó la página del libro al final de la guía para quienes no tienen acceso a internet.

- La actividad 1 son dos ejercicios de práctica del vocabulario en inglés sobre actividades físicas y la habilidad que se tiene para realizarlas

- -La actividad 2 invita a analizar las imágenes dadas como ejemplo con el uso de **can** **can't**. Esto deberán copiarlo en su cuaderno

- -La actividad 3 se trata de resolver los ejercicios, aplicando correctamente el uso de **can** y **can't**.

- Por último, la actividad 4 es para que su hijo(a) autoevalúe lo aprendido.

Además, se ofrecen ejemplos de las actividades, las respuestas correctas y recursos adicionales de apoyo. Agradecemos su colaboración supervisando que su hijo(a) complete las actividades indicadas. Al final, ustedes encontrarán una serie de preguntas de verificación de lo que su hijo(a) aprendió mediante el desarrollo de esta guía.

WELCOME TO THIS SELF-STUDY GUIDE

This English self-study guide will help you practice vocabulary and structures to talk about people's abilities. These activities are related to the book Way to go 7, page 23. First, you will discover some words about it, then you will practice with some examples of abilities and finally you will interview a classmate and assess your work. Are you ready? Let's go!

Topic	Skill(s)	Grammar	Vocabulary	Function(s)
Be Smart: Do Exercise	Writing- speaking	Can- can 't	Actions and abilities	Expressing abilities



GET READY

Study time needed:
1 hour

Resources: English dictionary, notebook, pencil, computer, cellphone, guide, Pdf file of Way to go 7.

Textbooks Links:

- https://drive.google.com/file/d/1C_Ez_knz9NiFWocekZJ0_blrpp8O-uoF/vi?usp=sharing
- [WTG_WB_7.pdf](#)
-

LEARNING OBJECTIVES

What will you learn/practise/reinforce with these activities?

- To use the modal verb Can to express ability.
- To ask someone for his/ her abilities

LEARNING STRATEGIES

What can you do to achieve the objectives?

Read the instructions:

1. Look at the pictures.
2. Look at the examples given
3. Use dictionary, if necessary
4. Write in the notebook all new vocabulary

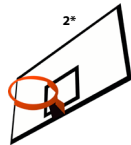
ACTIVITIES

VOCABULARY (15 min)

1. Label the pictures using words from the box. Follow the example given



1 Ride a bike



2 _____



3 _____



4 _____



5 _____



6 _____



7 _____



8 _____



9 _____



10 _____

Swimming - Running - Basketball - Yoga - **Ride a bike** - Play tennis - Aerobics - Skateboard

Sing - Football



2. Read: Match what the person can do (1-4) with the sport he /she plays (a-d) and then answer the questions (a-f)

- 1. She can ride a bike.
- 2. He can run and throw the ball at the same time.
- 3. He can control a ball with his feet.
- 4. She can breathe underwater.

- a. football
- b. cycling
- c. swimming
- d. basketball

Study Tip

Make a study schedule: plan what to learn and when and find a quiet place to work.

- a. Can the girl ride a bike? *Yes, she can.*
- b. Can the boy ride a bike? *No, he can't.*
- c. Can the boy play football? _____
- d. Can the girl swim? _____
- e. Can the boy do two things with a ball at the same time? _____
- f. Can the girl play basketball? _____

LANGUAGE TASK (10 min)

3. Write the information from the chart with the structure of Can in the affirmative and negative form. Then, look at the examples and try to answer the questions under the pictures.

Positive Statements	Negative Statements (short form)
I/you/he/she/it/we/they/ can	I/you/he/she/it/we/they/ can't



Examples

1. Can he ski?
Yes, he _____ (can/can't)

2. Can he ski?
No, he _____ (can - can't)

According to those examples:

You use **CAN** to express ability True _____ False _____

You use **CAN'T** to express something you don't have the ability True _____ False _____



4. What sports or activities can or can't these people do? Use the words from the box.

13*

athlete baseball basketball cycling football swimming

- I can't ride a bike. *You can't go cycling* _____.
- I can run very fast. You _____.
- I can jump very high. _____.
- I can't be underwater. _____.
- I can throw the ball very far. _____.
- I can't control the ball with my feet. _____.

5. Think about your own abilities and complete the chart. Then write full sentences about yourself.

Can	Can't
	<i>sing</i>

- I can't sing well, but I want to take singing lessons.* _____
- I can _____.
- I can't _____.
- I _____.
- _____.
- _____.

14*

Finally, interview a partner asking him/her what she/ can or can't do. Use Whatsapp, and send an audio file. Write 5 questions to ask your partner. Example

Question

Can you ride a bike? -




Answer

Yes, I can / No I can't

- _____
- _____
- _____
- _____
- _____



EVALUATE YOUR WORK (10 minutes)

CHECK YOUR PROGRESS	 15*	 16*	 17*	Answer the questions with your parent's help
I can use the modal verb "can" to express ability				How many new words I did learn? _____ _____
I can ask someone for his/ her abilities				What activities can I do more easily? _____ _____

THIS IS THE END

Congratulations!

You did a great job! Continue practicing the vocabulary related to activities and try to describe your relatives' abilities. Finally, explore what other things or activities can you do.

USEFUL RESOURCES

- [WTG_SB_7.pdf](#) Way to go 7 Student book
- [WTG_WB_7.pdf](#) Way to go 7 Workbook
- <https://learnenglishkids.britishcouncil.org/grammar-practice/modals-can-and-cant>

ANSWER KEY

Vocabulary

1. Cycling
2. Basketball
3. Football
4. Skateboard
5. Play tennis
6. Running
7. Aerobics
8. Yoga
9. Sing
10. Swimming

Activity 2

1. B
2. D
3. A
4. C

Activity 2b

- C. Yes, he can
- D. Yes, she can
- E. Yes, he can
- F. No, she can't



Language tasks

1. Can he ski?
Yes, he can

2. Can he ski?
No, he can't

According to those examples, you use CAN to express ability **True** X **False**
You use CAN'T to express something you don't have the ability **True** X **False**

ORIENTACIONES FINALES PARA LOS PADRES DE FAMILIA

Una vez su hijo o hija haya terminado las actividades de esta guía, por favor hágale las siguientes preguntas que le permiten verificar el proceso de aprendizaje

- ¿Cuál fue la actividad que más te gustó y cuál fue la actividad que te pareció más difícil?
- Enséñame cómo se dicen en inglés algunas de las habilidades o actividades que pueden hacer
- Enséñame cómo se expresa algo que puedo hacer y algo que no puedo hacer.
- ¿Cuánto tiempo te tomó desarrollar toda la guía?
- ¿Qué recursos utilizaste?

AUTHOR(S)

Name	Angela Maria Orozco Velasquez	Sandra Milena Marin Rios	
Email	ancarozco@hotmail.com	samimari03@gmail.com	
School	I.E Aureliano Flórez Cardona, Anserma	I.E Santagueda	



module 1 // Unit 2

Expanding Knowledge » Be Smart: Do Exercise!

1. **Read** » Read the slogans (1-6) and match them with the photos (a-f).

					
a.	b.	c.	d.	e.	f.

1. Exercise can improve your mood.	2. Exercise can make bones and muscles stronger.	3. Exercise can help you control your weight.	4. Exercise can reduce stress.	5. Exercise can increase energy.	6. Exercise can fight diseases.
---	---	--	---------------------------------------	---	--

2. **Listen** » Listen to a P.E. teacher giving students some health tips. Decide if the statements (1-5) are true or false.

- Some of the students think doing exercise is hard. *True*
- A horrible way to do exercise is to take your dog for a walk.
- The teacher recommends 60 minutes of exercise every day.
- An exercise schedule can help you to develop a good exercise routine.
- You can do exercise when you play outdoors with your friends.

3. **Read** » Match what the person can do (1-4) with the sport he/she plays (a-d) and then answer the questions (a-f).

- | | |
|--|---------------|
| 1. She can ride a bike. | a. football |
| 2. He can run and throw the ball at the same time. | b. cycling |
| 3. He can control a ball with his feet. | c. swimming |
| 4. She can breathe underwater. | d. basketball |

- Can the girl ride a bike? *Yes, she can.*
- Can the boy ride a bike? *No, he can't.*
- Can the boy play football?
- Can the girl swim?
- Can the boy do two things with a ball at the same time?
- Can the girl play basketball?

Study Tip

Make a study schedule: plan what to learn and when and find a quiet place to work.



Lesson 2 » Be Smart: Do Exercise!

1. Eating healthily is not the only way to be healthy. Match the activities with the effects.

- | | | |
|--------------------------|-------|------------------------------|
| 1. Cleaning the house | _____ | A. makes you ill. |
| 2. Doing exercise | _____ | B. prevents allergies. |
| 3. Eating unhealthy food | _____ | C. helps our body work well. |

2. Write sentence using can. Use the ideas in exercise 1.

- Cleaning the house can prevent allergies.
- Doing exercise _____.
- Eating unhealthy food _____.
- Being outdoors _____.
- Being indoors _____.

3. What sports or activities can or can't these people do? Use the words from the box.

athlete baseball basketball cycling football swimming

- I can't ride a bike. You can't go cycling.
- I can run vry fast. You _____.
- I can jump vry high. _____.
- I can't be underwater. _____.
- I can throw the ball vry far. _____.
- I can't control the ball with my feet. _____.

4. Think about your own abilities and complete the table. Then write full sentences about yourself.

Can	Can't
	sing



- I can't sing well, but I want to take singing lessons.
- I can _____.
- I can't _____.
- I _____.
- _____.
- _____.

LINKS OF IMAGENES

1. Image retrieved from <https://pixabay.com/vectors/bmx-bicycle-bike-ride-vehicle-1289380/> with a free for commercial use license.
2. Image retrieved from <https://pixabay.com/vectors/backboard-rim-basketball-sports-33205/> with a free for commercial use license.
3. Image retrieved from <https://pixabay.com/vectors/girl-playing-football-kid-child-28822/> with a free for commercial use license.
4. Image retrieved from <https://pixabay.com/vectors/african-boy-child-kid-male-2028041/> with a free for commercial use license.
5. Image retrieved from <https://pixabay.com/vectors/tennis-racquet-swing-professional-4288198/> with a free for commercial use license.
6. Image retrieved from <https://pixabay.com/illustrations/man-women-s-running-running-women-2032107/> with a free for commercial use license.
7. Image retrieved from <https://pixabay.com/vectors/girl-lady-aerobics-fitness-woman-23816/> with a free for commercial use license.
8. Image retrieved from <https://pixabay.com/vectors/yoga-meditate-meditation-exercise-309782/> with a free for commercial use license.
9. Image retrieved from <https://pixabay.com/vectors/swimming-swimmer-water-sport-pool-303771> with a free for commercial use license.
10. Image retrieved from <https://pixabay.com/vectors/swimming-swimmer-water-sport-pool-303771/> with a free for commercial use license.
11. Ministerio de Educación Nacional (2016). Way to go! 7th Grade. Bogotá D.C. – Colombia. Retrieved from www.colombiaaprende.edu.co/colombiabilingue.
12. Ministerio de Educación Nacional (2016). Way to go! 7th Grade. Bogotá D.C. – Colombia. Retrieved from www.colombiaaprende.edu.co/colombiabilingue.
13. Ministerio de Educación Nacional (2016). Way to go! 7th Grade. Bogotá D.C. – Colombia. Retrieved from www.colombiaaprende.edu.co/colombiabilingue.
14. Ministerio de Educación Nacional (2016). Way to go! 7th Grade. Bogotá D.C. – Colombia. Retrieved from www.colombiaaprende.edu.co/colombiabilingue.
15. Image retrieved from <https://pixabay.com/vectors/smiley-face-grin-smile-happy-icon-304270/> with a free for commercial use license.
16. Image retrieved from <https://pixabay.com/vectors/smiley-emoji-happy-face-icon-1635449/> with a free for commercial use license.
17. Image retrieved from <https://pixabay.com/vectors/smiley-emoji-undecided-unsure-1635455/> with a free for commercial use license.
18. Ministerio de Educación Nacional (2016). Way to go! 7th Grade. Bogotá D.C. – Colombia. Retrieved from www.colombiaaprende.edu.co/colombiabilingue.
19. Ministerio de Educación Nacional (2016). Way to go! 7th Grade. Bogotá D.C. – Colombia. Retrieved from www.colombiaaprende.edu.co/colombiabilingue.