



"BEYOND THE CLASSROOM" ENGLISH SELF-STUDY GUIDE

School _____ **City** _____

Teacher's name _____

Student's name _____

Grade 7 **Level** A1

ORIENTACIONES PARA LOS PADRES DE FAMILIA

Esta guía de aprendizaje de inglés para el trabajo en casa se preparó con el fin de ayudar a su hijo o hija a repasar vocabulario sobre pasatiempos, actividades de tiempo libre y a aprender a describir en forma escrita las características de un juego tradicional. Su hijo (a) deberá dedicar una hora para desarrollar toda la guía. El trabajo aquí descrito se relaciona con la página 10 del libro del estudiante Way to Go 7, que está disponible en la plataforma Colombia Aprende. Se adjuntó la página del libro al final de la guía para quienes no tienen acceso a internet.

- La actividad 1 son dos ejercicios de práctica del vocabulario en inglés sobre actividades de tiempo libre.
- La actividad 2 invita a completar unas oraciones con base en la información contenida en un gráfico. Para esto, su hijo(a) debe referirse al ejercicio 4 de la página 11 del libro del estudiante y contestar unas preguntas.
- La actividad 3 se trata de crear un poster que describa las características principales de un juego tradicional. Además, se creará un planeador de actividades diarias.
- Por último, la actividad 4 es para que su hijo(a) autoevalúe lo aprendido.

Además, se ofrecen ejemplos de las actividades, las respuestas correctas y recursos adicionales de apoyo. Agradecemos su colaboración supervisando que su hijo(a) complete las actividades indicadas. Al final, ustedes encontrarán una serie de preguntas de verificación de lo que su hijo(a) aprendió mediante el desarrollo de esta guía.

WELCOME TO THIS SELF-STUDY GUIDE

This English self-study guide helps you practise describing free-time activities in written form. All the activities are related to the topic of hobbies presented in Way to Go Student Book 7 Module 1 Unit 1 Lessons 1, 2 and 3. It starts with some vocabulary revision activities. Then, you have to complete some sentences about free-time activities and end up writing the description of a traditional game.

Topic	Skill(s)	Grammar	Vocabulary	Function(s)
Free-time activities	Writing	Present simple	Hobbies	Describing interests



GET READY

Study time needed:
1 hour

Resources: English dictionary, notebook, pencil, sheets of paper, PDF file of Way to Go Student Book 7.

Textbooks Links:

- [Way to Go Student Book 7, page 10 Exercise 2](#)
- [Way to Go Workbook 7 page 3 Exercise 1,2](#)

LEARNING OBJECTIVES

LEARNING STRATEGIES

What will you learn/practise/reinforce with these activities?

- To give and ask for information about free-time activities
- To talk about hobbies and interests

What can you do to achieve the objectives?

- Read the instructions for each task.
- Look at the examples given. They are highlighted in yellow.
- Use a free dictionary app to listen to the pronunciation of new vocabulary.
- Use the dictionary only if absolutely necessary. Use your prior knowledge and try to infer the meaning. You should not translate word by word.
- Write on your notebook any "new" learning points discovered.

ACTIVITIES

1. VOCABULARY TASKS (15 minutes)

a. Label the pictures using words from the box below. Follow the examples given.

Going shopping	Cooking	Dancing	Hiking	Video games	Reading
Skateboarding	Fishing	Drawing	Swimming	Riding a bike	Cinema



1*



1.-----

2*



2.-----

3*



3.-----

4*



4.-----

5*



5.-----

6*



6. **Hiking**

7*



7.-----

8*



8.-----

9*



9.-----

10*



10. -----

11*



11.-----

12*



12.-----



b. Match the places and objects with the hobbies that can be done in the free time. Follow the example given.

- | | |
|-------------------------|-----------------------------|
| 1. With a bike | ___ a. You go skateboarding |
| 2. With a skateboard | ___ b. You go dancing |
| 3. In the swimming pool | <u>1</u> c. You go riding |
| 4. With a Play 4 | ___ d. You play video games |
| 5. At the mall | ___ e. You go shopping |
| 6. At a party | ___ f. You go swimming |

2. LANGUAGE FOR FREE-TIME ACTIVITIES (15 minutes)

a. Go to www.esolcourses.com/content/grammar/presentsimple/presentsimpleg2.html and study the Present Simple.

b. Look at the sentences and answer the questions

Sara plays her violin everyday.
Josh rides his bike on Sundays.

1. Are the sentences in the present? Yes / No
2. Are they doing the activities right now? Yes / No
3. Are these routines? Yes / No

c. Look at the questionnaire Sara completed about her free-time activities.

How often do you ...	Every day	Every two weeks	Once a week	Twice a week
1. play sport?	X			
2. play a musical instrument?			X	
3. go dancing?		X		
4. paint or draw?				X
5. go to the cinema?		X		
6. watch TV?			X	
7. read?	X			
8. play video games?				X



d. Taking into account the information in the graphic, complete the following sentences about Sara's hobbies:

1. She plays _____
2. She plays _____
3. She goes dancing **every two weeks** _____
4. She paints _____
5. She goes to _____
6. She watches T.V . _____
7. She reads _____
8. She plays _____

3. DESCRIBING TRADITIONAL GAMES (25 minutes)

a. Design a poster about your favorite traditional game. If necessary, use a dictionary to help you. Follow the example given. You can create a digital poster or a manual version on paper.

Example:

Our Favorite Traditional Game

Name of the game: skipping

Number of players: three or more.

You can play it outdoors: in a park or garden.

To play it, you need a skipping rope and some friends.

We like it because we can exercise and sing.

Skipping is fun, healthy and a great way to get fit!








b. Design a daily activity planner to show what you do in your free time every day. Use different colors for indoor and outdoor activities.

Activities	Monday	Tuesday	Wednesday	Thursday	Friday	Saturday	Sunday
<i>Indoor</i>			Watch a movie				
<i>Outdoor</i>				Visit the mall			



4. EVALUATE YOUR WORK (5 minutes)

Check your progress!	 <small>16*</small>	 <small>17*</small>	 <small>18*</small>	Discuss with your parents, then answer the questions below
	Very well	Quite well	With difficulty	
I can identify elements of free-time activities				How many new words did you learn? _____
I can describe a traditional game with information about who, when and how.				Which is your favorite game? _____

THIS IS THE END

Congratulations, you can do fantastic things. Continue practicing the vocabulary about hobbies, and how to describe hobbies in English. You can check the useful resources as well. Finally, enjoy playing traditional games with your family and friends.

USEFUL RESOURCES

Online English Spanish dictionary

- <https://dictionary.cambridge.org/es/diccionario/ingles-espanol/>

Vocabulary about free-time activities

Way to Go Workbook 7, page 3, exercise 1, 2

<https://m1.paperblog.com/i/514/5140846/cuales-son-hobbies-ingles-L-aJ6kyT.jpeg>

Grammar

<https://www.esolcourses.com/content/grammar/presentsimple/presentsimpleg2.html>

ANSWER KEY

1. Vocabulary tasks

a. 1- Riding a bike, 2- Skateboarding, 3- Swimming, 4- Going shopping, 5- Drawing, 6- Hiking, 7- Dancing, 8- Video games, 9- Cinema, 10- Fishing, 11- Reading, 12- Cooking.

b. 1-c, 2-a, 3-f, 4-d, 5-e, 6-b



2.

b.

1. Yes 2.No 3. Yes

c. Language for free-time activities

- A. 1. She plays sport everyday
2. She plays a musical instrument once a week
3. She goes dancing every two weeks
4. She paints twice a week
5. She goes to the cinema every two weeks
6. She watches T.V. once a week
7. She reads every day
8. She plays video games twice a week

ORIENTACIONES FINALES PARA LOS PADRES DE FAMILIA

Una vez su hijo o hija haya terminado las actividades de esta guía, por favor hágale las siguientes preguntas que le permiten verificar el proceso de aprendizaje

- ¿Cuál fue la actividad que más te gustó y cuál fue la actividad que te pareció más difícil?
- Enséñame cómo se dicen en inglés algunos de los pasatiempos que aprendiste.
- Enséñame cómo se expresan intereses en inglés.
- ¿Cuánto tiempo te tomó desarrollar toda la guía?
- ¿Qué recursos usaste?

AUTHOR(S)

Name	Clyde Jensen	Edgar Augusto Loaiza	Juan David Jiménez
Email	clydejensengomez@gmail.com	loaizaedgar67@yahoo.com	juandjimenez20@yahoo.es
School	IE Abraham Reyes	IE Martín Eduardo Ríos	IE Divina Eucaristía



MODULE // 1 Unit // 1 Lesson // 1

Unit » 1


Enjoy Your Free Time!

» Objectives

- » I can ask for and give personal information about free-time activities.
- » I can express future plans.
- » I can express likes and talk about hobbies and interests.

In Context » What Do You Do in Your Free Time?

1. **Listen »** Read the Word Bank. Listen and number the pictures (a–e).



Word Bank

go... to the movies
to restaurants to the beach
to the gym shopping
horse riding fishing dancing
do...chores woodwork exercise
gymnastics athletics

2. **Read »** Look at the graph and answer the questions (1–2) in pairs.

1. Which of the activities in the article do you do?
2. What other activities do you like doing in your free time?

I play video games. My favourites are action games, but I also like role-playing games. And I do athletics; I'm on the school athletics team.

10

Teenagers' Free-Time Activities



- watching TV
- chatting through social networks: WhatsApp, Facebook, Snapchat, Skype
- playing video games
- doing exercise: playing sports, going to the gym



module 1 // Unit 1

Unit »1

Enjoy Your Free Time!

Lesson 1 » What Do You Do in Your Free Time?

1. Look at the photos. Complete the activities with the words from the box.

fishing horse-riding movies woodwork beach



go to the _____



go to the _____



do _____



go _____



go _____

2. Complete the survey about you. Write a cross in the correct column.

How often do you...	Every day	Once a week	Twice a week	Once a month	Twice a month	Once a year	Never
go fishing?							
go to the movies?							
do chores?							
go to the beach?							
do exercise?							

3. Complete the paragraphs with the correct form of the verbs.

- My sister ¹ loves (love) reading novels. She ² _____ (read) a lot of books all the time. She can ³ _____ (read) one book in one week, or more! Next week she ⁴ _____ (go) join a book club in the neighbourhood.
- My family and I ⁵ _____ (enjoy) watching movies. We ⁶ _____ (go) to the cinema once a week. Tomorrow we ⁷ _____ (go) a new film club in the city called Lumiere. We ⁸ _____ (go) see Blue Velvet.
- My mother ⁹ _____ (like) painting. She ¹⁰ _____ (want) to be an artist now. She can ¹¹ _____ (paint) really well, so she ¹² _____ (go) join an arts club next month.



LINKS OF IMAGENES

1. Image retrieved from <https://unsplash.com/photos/weRkU6SVakM> with a free for commercial use license.
2. Image retrieved from <https://unsplash.com/photos/oWt--QQVNr4> with a free for commercial use license.
3. Image retrieved from <https://unsplash.com/photos/JjUyjE-oEbM> with a free for commercial use license.
4. Image retrieved from https://unsplash.com/photos/_3Q3tsJ01nc with a free for commercial use license.
5. Image retrieved from <https://unsplash.com/photos/s3tPywNslSo> with a free for commercial use license.
6. Image retrieved from https://unsplash.com/photos/Yizrl9N_eDA with a free for commercial use license.
7. Image retrieved from <https://unsplash.com/photos/ine1sPh-bag> with a free for commercial use license.
8. Image retrieved from <https://unsplash.com/photos/eCktzGjC-iU> with a free for commercial use license.
9. Image retrieved from <https://unsplash.com/photos/AtPWnYNDJnM> with a free for commercial use license.
10. Image retrieved from <https://unsplash.com/photos/-Ja4Mk8tEfl> with a free for commercial use license.
11. Image retrieved from https://unsplash.com/photos/p_KJvKVsh14 with a free for commercial use license.
12. Image retrieved from <https://unsplash.com/photos/EzH46XCDQRY> with a free for commercial use license.
13. Ministerio de Educación Nacional (2016). Way to go! 7th Grade. Bogotá D.C. – Colombia. P. 3. Retrieved from www.colombiaaprende.edu.co/colombiabilingue.
14. Ministerio de Educación Nacional (2016). Way to go! 7th Grade. Bogotá D.C. – Colombia. P. 18. Retrieved from www.colombiaaprende.edu.co/colombiabilingue.
15. Ministerio de Educación Nacional (2016). Way to go! 7th Grade. Bogotá D.C. – Colombia. P. 15. Retrieved from www.colombiaaprende.edu.co/colombiabilingue.
16. Image retrieved from <https://pixabay.com/vectors/smiley-face-grin-smile-happy-icon-304270/> with a free for commercial use license.
17. Image retrieved from <https://pixabay.com/vectors/smiley-emoticon-happy-face-icon-1635449/> with a free for commercial use license.
18. Image retrieved from <https://pixabay.com/vectors/smiley-emoticon-undecided-unsure-1635455/> with a free for commercial use license.