



## “BEYOND THE CLASSROOM” ENGLISH SELF-STUDY GUIDE

School

City

Teacher's name

Student's name

Grade

7

Level

A1

### ORIENTACIONES PARA LOS PADRES DE FAMILIA

Apreciados padres de familia, esta guía de trabajo en casa ha sido preparada con el fin de que su hijo pueda quedarse en casa y seguir preparándose académicamente sin tener que exponerse al contagio del CoronaVirus, que hoy nos afecta y nos mantiene alejados de las aulas.

Para el desarrollo de esta guía, su hijo(a) deberá dedicar una hora a la realización de las actividades propuestas. Las cuales se han diseñado de una manera sencilla que facilite a sus niños la comprensión de las mismas.

En esta guía los niños tendrán la oportunidad de familiarizarse con el vocabulario de los elementos de aseo y la estructura gramatical del tiempo presente simple. Estos temas están relacionados con el contenido del texto **Way to go 7º** en el módulo 1, lección dos, página 26; el cual puede conseguir en el portal de Colombia aprende/bilingüismo.

En la **actividad 1** de la guía, los estudiantes deberán relacionar con líneas las imágenes con el nombre del elemento de aseo y luego con la actividad para la cual se usa ese elemento. Después seleccionará y escribirá los cinco elementos de aseo que considere más importantes.

En la **actividad 2**, se presenta un texto que debe leer e identificar en él los verbos que se utilizan y escribirlos en el cuadro. Debajo de la actividad se muestran algunas orientaciones gramaticales que se relacionan con el tiempo verbal que se usa en el texto, tiempo Presente simple.

U  
En la **actividad 3** encontrará cinco oraciones incompletas que debe completar con el verbo del paréntesis.

La **actividad 4** es una lectura que se presenta a manera de infografía, el cual deben relacionar y completar con el título correspondiente.

En la **actividad 5**, debe leer nuevamente el texto, y decir si las afirmaciones son verdaderas o falsas, en caso de ser falsas, deberá corregirlas de acuerdo con lo que dice el texto.

En la **actividad 6**, el estudiante debe hacer una cartelera con los cinco elementos de aseo más importantes que escogió en el punto uno. De cada uno de ellos debe escribir: para qué está hecho, con qué frecuencia lo usa o realiza la actividad para la cual fue hecho y por qué es importante hacerlo. Para este punto se muestra un modelo que le servirá de guía para hacer su cartelera.

Agradecemos su atención y valiosa colaboración en el desarrollo de estas actividades y deseamos estar muy pronto compartiendo con los niños en nuestra institución.

### WELCOME TO THIS SELF-STUDY GUIDE

This English self-study guide will help you to recognize different Elements and actions to keep your personal hygiene.

These activities are related to the ones in the book " Way to go 7th grande, module 1. Unit 2, page 26.

The guide starts with some vocabulary activities about hygiene elements and actions. Then, you have to read a short text to notice grammar rules. After that, there is an infographic you must complete with the corresponding heading and finally, you will find a production activity, Which asks you to make a poster to show you can write about hygiene elements, their uses and why they are important.

Topic	Skill(s)	Grammar	Vocabulary	Function(s)
Being clean is cool and fun	Reading and writing	Simple present tense	Personal care elements	Describing habits and routines of personal care

### GET READY

<b>Study time needed:</b>  <b>1 hour</b>	<b>Resources: notebook, pencil, pen, student' book, student' workbook, dictionary, papers and copies.</b>	<b>Textbooks Links:</b> - <i>Way to go 7 - book page 26 - exercises 2, page 27 exercise 2.</i>
--	---	---

**LEARNING OBJECTIVES**
**LEARNING STRATEGIES**



What will you learn/practise/reinforce with these activities?










- To recognize and keep different activities for personal care.
- To practice basic vocabulary related to personal hygiene.

What can you do to achieve the objectives?

- Look up unfamiliar words in a bilingual dictionary.
- Ask my teacher for help whenever I find an unfamiliar word.
- Infer grammar rules from texts.
- Use new words in context.

### ACTIVITIES

#### 1. LANGUAGE TASKS( 25 minutes)

a.		2	TOWEL	CUT YOUR NAILS	1		f.
b.		3	HAIR BRUSH	BRUSH YOUR TEETH			
c.		4	COTTON BUDS	CLEAN YOUR NOSE AND EARS			
d.		5	NAILS CLIPPER	BRUSH YOUR HAIR	7		g.
e.		6	SOAP	PREVENT YOUR ARMPITS ODOR			
			TOOTH BRUSH	DRY YOUR HANDS AND BODY			
			SHAMPOO	CLEAN YOUR TEETH	8		h.
			DEODORANT	WASH YOUR HANDS AND BODY	9		i.
			TOOTH PASTE	WASH YOUR HAIR			

**Activity 1: Hygiene Elements.** Match the pictures of *hygiene elements* and the *words*, and then with their usage. Use a dictionary to help you if it's necessary. See example: Write 5 elements from the list that you use the most. Your TOP 5 of the most important hygiene elements

1- \_\_\_\_\_ 2- \_\_\_\_\_ 3- \_\_\_\_\_

4- \_\_\_\_\_ 5- \_\_\_\_\_

**Activity 2.** Read the following paragraph about personal hygiene and underline all the verbs you can find, there are 8 different verbs. The first one has been done for you.

*Jonathan is a young student from the Antonia Santos lo School who brushes his teeth 3 times a day and usually carries a towel. He is a very neat boy and he always cleans his nose and ears with cotton buds, additionally, he uses foot powder to prevent sweaty feet. His friends and family are very proud of him and his classmates admire him.*

Write the verbs in the following box:

is			

Grammar tip:

For more information, go to this link:

We use the present simple to talk about:

- something that is **true** in the present:
 

*I'm nineteen years old.*  
*I'm a student.*  
*He lives in London.*
- something that **happens regularly** in the present:
 

*I play football every weekend.*
- something that is always true:
 

*The human body contains 206 bones.*  
*Light travels at almost 300,000 kilometres per second.*

We often use **adverbs of frequency** like *sometimes*, *always* and *never* with the present simple:

*I sometimes go to the cinema.*  
*She never plays football.*

<https://learnenglish.britishcouncil.org/english-grammar-reference/present-simple>



**Activity 3.** Look at the images on the sides and complete the sentences with the correct form of the verb in each space, as in the example.




10

1. Carlitos \_\_\_\_\_ (wash) his hair twice a week.
2. My sister \_\_\_\_\_ (clean) his teeth three times a day.
3. Teacher Diana \_\_\_\_\_ (dry) her hair after wash it.
4. My classmates \_\_\_\_\_ (wash) their dog once a month.
5. I \_\_\_\_\_ (use) the towel to dry my body.



11

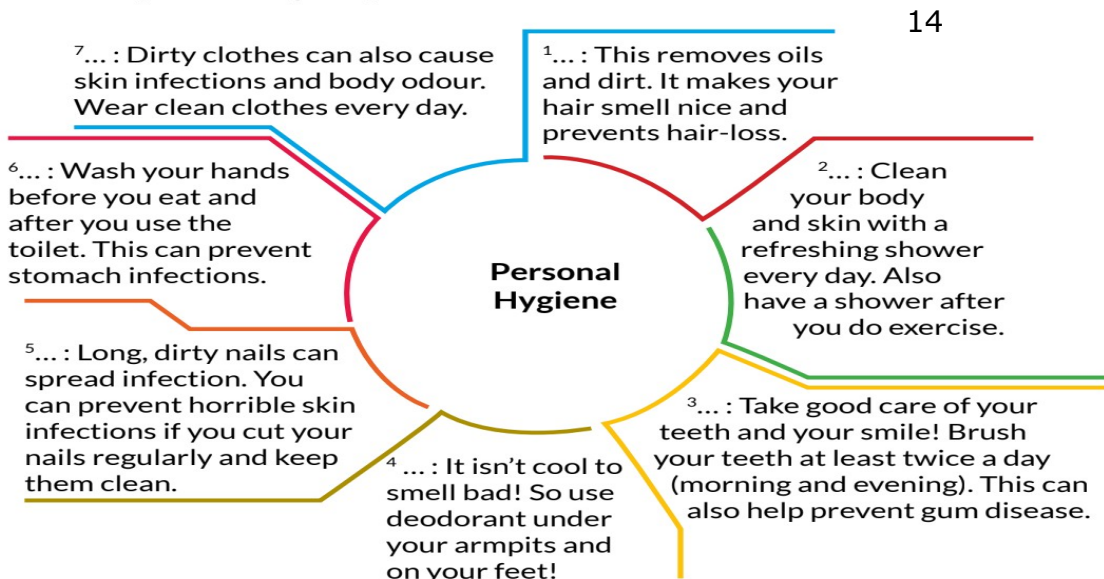


13

## 2. SKILLS TASKS (25 minutes)

**Activity 4.** Reading Activity.

- |                             |                    |  |
|-----------------------------|--------------------|--|
| a. Use deodorant            | d. Dental care     | g. Keep your fingernails clean and short |
| b. Change your clothes      | e. Wash your hands |  |
| c. Wash your hair regularly | f. Have a shower   |  |



14

Read the infographic about personal hygiene and complete it (1 - 7) with the headings (a - g).

**Activity 5.** Read the text again and say if the statements below are true or false. Correct the false ones.

1. You can prevent infections if you cut and

clean your fingernails. ( )


2. Wash your hands regularly causes skin infections. ( )
3. Use deodorant prevents bad odor under your armpits. ( )
4. Wash your hair regularly causes hair loss. ( )

### Activity 6. Writing

Make a poster in which you display your Top Five of the most important hygiene elements and write a short description in front of each one, make sure you explain what each element is made for, how often you do it and why it is important. See example:

*Top Five*

Hygiene Elements.



1. This Is a toothbrush. It's Made to brush my teeth. I brush my teeth three times a day. Brush my teeth Is very important to prevent gum disease.
- 2.

### 3. ASSESSMENT TASKS (10 minutes) -

#### SELF EVALUATION FORM.

Dear student, write in your own words how you felt about this new topic.



### THIS IS THE END

Congratulations! You are doing a great job. Continue practicing vocabulary and expressions to describe elements related to our personal hygiene. Check the following useful resources as well. Finally, take care of yourself and make sure you use all those useful hygiene elements.

### USEFUL RESOURCES

1. <https://www.youtube.com/watch?v=sfjUz-Oyq5E>
2. <https://www.youtube.com/watch?v=QE94YhgN7WM>
3. <https://www.youtube.com/watch?v=aV5FfVDXxj8>
4. <https://www.youtube.com/watch?v=5fhmeCK3GXw>

Dictionary: <https://www.linguee.es/ingles-espanol>

Textbook: [https://drive.google.com/file/d/1C\\_Ez\\_knz9NiFWocekZJ0\\_blrpp8O-uoF/view](https://drive.google.com/file/d/1C_Ez_knz9NiFWocekZJ0_blrpp8O-uoF/view)

### ANSWER KEY

#### Activity 1: Hygiene Elements.

- |                  |                          |
|------------------|--------------------------|
| a. Soap          | wash your hands and body |
| b. Tooth brush   | brush your teeth         |
| c. Toothpaste    | clean your teeth         |
| d. Shampoo       | wash your hair           |
| e. Towel         | dry your hands and body  |
| f. Hair brush    | brush your hair          |
| g. Nails clipper | cut your nails           |
| h. Cotton buds   | clean your nose          |
| i. Foot powder   | prevent sweaty feet      |
| j. Deodorant     | control armpits odour.   |

**Activity 2.** Jonathan is a young student from the Eudoro Granada School who brushes his teeth 3 times a day and usually carries a towel. He is a very neat boy and he always cleans his nose and ears with cotton buds, additionally, he uses foot powder to prevent sweaty feet. His friends and family are very proud of him and his classmates admire him.

is	<u>Brushes</u>	Carries	Cleans
uses	prevents	are	admire

#### Activity 3: Look at the images

1. Washes
2. Cleans
3. Dries
4. Wash
5. use

#### Activity 4. Reading Activity.

Read the infographic about personal hygiene and complete it (1 - 7) with the headings (a - g )



- 1. c
- 2. f
- 3. d
- 4. a
- 5. g
- 6. e
- 7. b

**Activity 5.** Read the text again AND say if the statements below are true or false. Correct the false ones.

- 1. True
- 2. False. Wash your hands regularly prevents skin infections
- 3. True
- 4. False. Wash your hair regularly prevents hair loss.
- 5. False. Brush your teeth is necessary.

### ORIENTACIONES FINALES PARA LOS PADRES DE FAMILIA

Señor padre de familia, agradecemos el apoyo que le ha brindado a su hijo(a) durante el desarrollo de las actividades de esta guía. Es muy valioso para nosotros contar con usted.  
 Por último, le pedimos que verifique que su niño(a) haya completado todas las actividades y por favor, hágale las siguientes preguntas. Esto para determinar qué tan efectiva fue esta herramienta en su proceso de aprendizaje.

- ¿Cómo se dice en inglés y para qué se usan algunos de los elementos de aseo personal que se muestran en la guía?
- ¿Qué tipo de acciones se expresan en presente simple?
- ¿Qué recursos utilizaste para desarrollar las actividades de la guía?
- ¿Cuánto tiempo te tomó terminar la guía?

### AUTHOR(S)

AUTHOR(S)			
Name	Nasser Osvaldo Aguas Romero	Hugo Rafael Hernández Rivera	Silvia María Vital Cuello
Email	<a href="mailto:naguas0622@hotmail.com">naguas0622@hotmail.com</a>	<a href="mailto:huraheri@hotmail.com">huraheri@hotmail.com</a>	<a href="mailto:Silvia.vital.cuello@gmail.com">Silvia.vital.cuello@gmail.com</a>
School	Inst. Educ. Antonia Santos	Inst. Educativa La Ye	Inst. Educ. Tec. Santa Rosa de Lima.

## LINKS OF IMAGES

1. Image retrieved from <https://pixabay.com/es/photos/soap-colour-pieza-higiene-4855761/> with a free for commercial use license.
2. Image retrieved from <https://pixabay.com/es/photos/cepillos-de-dientes-higiene-1117266/> with a free for commercial use license.
3. Image retrieved from <https://pixabay.com/es/photos/pasta-de-dientes-reflexi%C3%B3n-colgate-3662843/> with a free for commercial use license.
4. Image retrieved from <https://pixabay.com/es/photos/champ%C3%BA-botella-de-champ%C3%BA-1860642/> with a free for commercial use license.
5. Image retrieved from <https://pixabay.com/es/photos/toallas-pa%C3%B1o-amarillo-naranja-3401733/> with a free for commercial use license.
6. Image retrieved from <https://pixabay.com/es/photos/peine-pelo-belleza-cepillo-69154/> with a free commercial use license.
7. Image retrieved from <https://pixabay.com/es/photos/cortau%C3%B1as-corta-u%C3%B1as-106384/> with a free for commercial use license.
8. Image retrieved from <https://pixabay.com/es/photos/absorbente-yemas-limpieza-88257/> with a free for commercial use license.
9. Image retrieved from <https://pixabay.com/es/photos/desodorante-aerosol-fragancia-4620779/> with a free for commercial use license.
10. Image retrieved from <https://pixabay.com/es/photos/manos-el-agua-wash-color-fuente-4903050/> with a free for commercial use license.
11. Image retrieved from <https://pixabay.com/es/photos/cepillo-de-dientes-pasta-de-dientes-571741/> with a free for commercial use license.
12. Image retrieved from <https://pixabay.com/es/photos/adulto-pincel-la-atenci%C3%B3n-cara-19230/> with a free for commercial use license.
13. Image retrieved from <https://pixabay.com/es/photos/acci%C3%B3n-cascada-mujer-ducharse-ba%C3%B1o-1854202/> with a free for commercial use license.
14. Ministerio de Educación Nacional (2016). Way to go! 7th Grade. Bogotá D.C. – Colombia. P. 26. Retrieved from [www.colombiaaprende.edu.co/colombiabilingue](http://www.colombiaaprende.edu.co/colombiabilingue).
15. Image retrieved from <https://www.pexels.com/photo/funny-boy-brushing-teeth-in-morning-4546145/> with a free for commercial use license.