

"BEYOND THE CLASSROOM" ENGLISH SELF-STUDY GUIDE

School

City

Teacher's name

Student's name

Grade

7th

Level

A2

ORIENTACIONES PARA LOS PADRES DE FAMILIA

Estimados padres de familia y/o acudientes,

apreciamos su compromiso, excelente actitud y trabajo en equipo para el beneficio de nuestros jóvenes. Esta guía de aprendizaje en inglés está diseñada para ayudarle a su hijo(a) a mejorar su manejo del vocabulario relacionado con el clima y prendas de vestir, además de la estructura en inglés empleada para describir lo que está usando y está haciendo. Las actividades están basadas en el libro del estudiante *Way to Go* 6 páginas 143 y 144. Se adjuntan dichas páginas al final de esta guía para quienes no cuentan con conexión a internet. Se espera que su hijo (a) dedique alrededor de 1 hora 35 minutos para desarrollar las siguientes actividades:

- ✓ **Sección 1 (vocabulario):** Se presentan 4 ejercicios: **A.** completar las palabras del clima con las vocales que faltan. **B.** encerrar en un círculo las palabras del clima y formar la palabra extra con las letras sobrantes. **C.** buscar 9 palabras de las prendas de vestir en inglés y escribirlas debajo de la imagen correspondiente. **D.** observar las imágenes de 4 ciudades en Colombia, y unir colocando la letra correspondiente con las prendas de vestir que se usarían de acuerdo al clima en cada ciudad.
- ✓ **Sección 2 (lectura):** Leer un texto corto para responder preguntas de comprensión, y practicar la estructura del tiempo presente continuo y el vocabulario trabajado anteriormente.
- ✓ **Sección 3 (lenguaje):** Contiene 3 ejercicios para practicar las oraciones afirmativas en el tiempo presente continuo: **A.** observar unas imágenes y unir las con su respectiva descripción en cada párrafo. **B.** responder las preguntas que toman como base las partes subrayadas en los párrafos del ejercicio anterior. **C.** leer las oraciones y corregir los errores volviendo a escribir de manera correcta cada oración. Todas las oraciones presentan un error.
- ✓ **Sección 4 (habla):** Poner en práctica el vocabulario y estructuras estudiadas en esta guía, junto con sus conocimientos previos para grabar un video o audio en inglés de máximo un minuto en el que hable de su información personal y describa lo que está vistiendo en el momento de visitar el lugar que escogió, con el fin de ganar una rifa para un viaje de acuerdo al anuncio publicitario "*Travel Around Nariño*". Una vez grabado, el video o audio junto con una foto debe ser enviado al grupo de WhatsApp de la clase. Después, su hijo (a) debe escoger un video o audio y foto subido por los compañeros de clase y escribir un comentario corto dando su opinión sobre este.
- ✓ **Sección 5 (autoevaluación):** Evaluar su aprendizaje y comprensión del tema a partir de las actividades que desarrolló.

Adicionalmente, su hijo (a) cuenta con ejemplos de respuesta de las actividades y recursos adicionales de consulta en caso de dudas. Esperamos que pueda apoyar a su hijo(a) durante el desarrollo de esta guía.

¡Mil gracias por su apoyo!

WELCOME TO THIS SELF-STUDY GUIDE

This English self-study guide helps you practise vocabulary about weather and clothes, as well as the uses of the present continuous tense. All the activities are connected to the Way to Go Student's Book 6 Module 4 Unit 2 (pages 143-144). It starts with some vocabulary activities. Then, you will read a text and work on some comprehension questions about it; later you will discover how to describe what you are wearing and doing according to the weather. Finally, you will record a 1-minute video or audio. Follow the instructions given in the exercise **J** and be ready to share it with your teacher and classmates.

Topic	Skill(s)	Grammar	Vocabulary	Function(s)
What are you wearing today?	Reading Speaking	Present Continuous (affirmative sentences)	Weather Clothes	Describing what one is wearing according to the weather conditions

GET READY

<p>Study time needed:</p> <p>1 hour and 35 minutes</p>	<p>Resources:</p> <p><i>English dictionary, notebook, pencil, mobile phone, a piece of cardboard, old magazine, pencil colours, markers, scissors, glue, PDF file of Way to Go Student's Book 6th.</i></p>	<p>Textbooks Links:</p> <p>- Way to go 6th student's book, module 4, unit 2, page 143 exercise 1 and page 144 exercise 4</p>
--	--	--

LEARNING OBJECTIVES

What will you learn/practise/reinforce with these activities?

- To identify key vocabulary related to weather and clothes.
- To infer information from short texts about clothes and weather.
- To describe outfits according to weather conditions.

LEARNING STRATEGIES

What can you do to achieve the objectives?

- Use the dictionary only if absolutely necessary.
- Read carefully all the instructions for each task.
- Look at the sample answers given for each task. They are highlighted in blue.
- Look at the extra resources to help you with meaning, pronunciation and extra ideas.
- Before recording your video tutorial, practise reading out loud the instructions you prepared.



ACTIVITIES

1. VOCABULARY TASKS (25 minutes)

A. Look at the images and complete the words with the missing vowels.



1. **SUNNY**



2. R__ NY



3. CL__DY



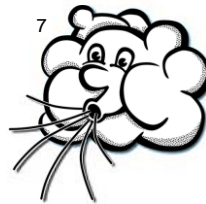
4. ST__RMY



5. H__T



6. SN__WY




7. W__NDY



8. C__LD


B. Circle the words about the weather and find a secret word with the remaining letters.





Secret word: _____





C. Find 9 words in the word search puzzle about clothes. Then, label the pictures.


10.  1. **dress**


11.  2. _____


12.  3. _____


13.  4. _____


14.  5. _____

15.  6. _____

16.  7. _____

17.  8. _____

18.  9. _____

19.  10. _____

V	T	S	H	I	R	T	B	S	C	A	R	F
U	K	K	P	A	N	T	S	Y	D	S	F	C
J	Q	G	M	W	J	Y	I	D	R	P	S	X
Q	P	E	C	K	R	V	R	I	E	Y	K	A
Y	X	T	V	G	E	P	V	A	S	R	I	A
J	U	A	X	V	T	A	I	X	S	L	R	C
U	Y	B	T	Q	A	S	W	X	J	K	T	S
K	T	C	R	Q	E	B	J	L	A	F	A	T
X	Q	I	I	R	W	J	W	M	C	X	F	R
E	B	G	H	L	S	I	W	P	K	K	T	O
V	M	M	S	S	S	Q	T	L	E	I	J	H
D	C	M	K	S	X	H	A	W	T	A	Q	S
Q	D	M	L	O	X	O	H	W	E	J	M	X

D. Look at this picture about the weather in four cities in Colombia. Match the places with the clothes you can wear.

20

			
Tunja	Guatapé	Cali	Santa Marta
Temperature: 13°C	Temperature: 18°C	Temperature: 15°C	Temperature: 25°C
			

- | | | | |
|-------------|-------------|----|--------------------|
| 1. c | Tunja | a. | shorts and T-shirt |
| 2. _____ | Guatapé | b. | hat and scarf |
| 3. _____ | Cali | c. | jacket and pants |
| 4. _____ | Santa Marta | d. | coat and gloves |

2. READING TASKS (20 minutes)

-Read Camilo's diary. Pay attention to the underlined words.



It's a rainy Saturday. It's raining a lot and Maria and her family are spending the afternoon at home. Her cousin is visiting them.

Maria and her mother are wearing nice dresses. They are smiling and talking about their day. Maria's grandparents are wearing new sweaters today because it is a very cold day.


Her cousin Pedro is training soccer to play in his new team, that is why Pedro is wearing a Brazilian T-shirt.

The family cat is not in the picture because it is sleeping on the sofa. We cannot see it but it is a true fluffy cat. I hope tomorrow is a sunny day because I want to wear shorts and go to the beach.

E. Answer the questions based on the information from the text.

1. What day of the week is it? It's Saturday
2. Where is Maria? _____
3. What is Maria's mother doing? _____
4. What are her grandparents and cousin wearing? _____
5. What is the cat doing? _____

F. Now, look at the pictures and circle the clothes Camilo is describing in the text.





3. LANGUAGE TASKS (20 minutes)

G. Read and match the paragraphs with the pictures.



a) 4 Hello my name is Alice. Today it is really cold and snowy. I **am wearing** a hat, a scarf, gloves and a jacket. I'm **skiing** on the snow.

b) ___ Hi! My name is Jack. My family and I are at the beach. Today it's sunny and hot. We **are wearing** shorts. We **are running** and **swimming**.

c) ___ Hello! My name is Laura. Today It's warm and sunny. My mother **is wearing** a hat and a blouse and I'm **wearing** a blue top and a skirt. We **are watering** the plants in the garden.

d) ___ Hi! I am Paul. Today it's windy and cool. I am with my friends. I'm **wearing** a yellow vest and jeans. My friends **are wearing** jackets and jeans. Sophie **is wearing** a red scarf and a hat. We **are playing** with the leaves.

H. Answer the questions about the previous paragraphs.

1. Is it the present, the past or the future? **present**
2. Are they describing people's appearance? _____
3. Are the actions happening now? _____
4. Look at the underlined parts, are they adjectives or verbs? _____
5. Do the other verbs change? _____
6. Do we use *-ing* at the end of the verb that follows *is/are*? _____

I. Check the sentences and correct the mistakes.

1. He writing a letter. **He is writing a letter.**
2. Alice is work now. _____
3. We am playing with the toys. _____
4. I am read an excellent book. _____
5. They wearing are jackets and jeans. _____
6. Annie is travels to England. _____
7. The dog are sleeping on the sofa. _____

4. SPEAKING TASKS (25 minutes)

-Read carefully the following advertisement.

Travel around Nariño

Hello my dear friend!

Would you like to know one of these places?


I am sure your answer will be “Yes! I would.” Well, the travel agency called “Urcunina Tours” would like to invite you to participate in our travel raffle which covers the trip, meals and overnight stay during a weekend.

Come on and participate to be one of the happy winners!


For further information, email us at www.urcuninatours.com



30 Tumaco – Nariño
27°C



31 Green Lake – Azufral Volcano
Tuquerres – Nariño
8°C



32 Las Lajas Shrine
IpiALES – Nariño
12°C

J. Now, follow these steps to organize the ideas for your video.

1. Choose one of the places you would like to know: _____

2. What clothes would you wear to go to the place you chose? For example:

Jeans, _____, _____, _____, _____.

3. Record a 1-minute video maximum. In this video you are going to give your personal information and describe what you are wearing at the moment of visiting that interesting place you chose. For example, you can say:

Hello, my name is _____. I am from _____. I live in _____. I am ____ years old and I would like to know _____.




At the moment, I am wearing a blue jacket, a white blouse, a red scarf, black jeans and black shoes.

4. Choose one of these options to do your task.

Option 1: send the video to our Class WhatsApp Group or email talking about what you were requested. Don't forget to speak loudly and clearly. Then, choose one video or audio posted by your classmates and reply to one of them giving a short opinion about it.




Option 2: send a photo via Class WhatsApp Group or email about what you are wearing and attach the audio about what you were requested. Then, choose one audio or video posted by your classmates and reply to one of them giving a short opinion about it.

5. Consider the following aspects after recording your video or audio.

In my video/audio, I...	33  Almost always	34  Sometimes	35  Still learning
Speak loudly, clearly and naturally			
Pronounce well			
Give my personal information			
Describe clearly my outfit			

5. SELF-ASSESSMENT TASKS (5 minutes)

-Tick (✓) the option that shows what you can do.

After finishing the activities in this guide, I can...	36  I understand	37  I need more Practice	38  I don't understand
Identify key vocabulary related to the weather and clothes.			
Read and understand short texts about clothes and the weather.			
Describe outfits according to weather conditions.			

THIS IS THE END

Congratulations! You have made it to the end! Now you can identify and use vocabulary about weather and clothes to describe the outfit you are wearing at the moment according to certain weather conditions. You can also read and understand short texts related to clothes and weather. Now, you can check the useful resources below to keep on practicing about this topic.

USEFUL RESOURCES

Online English-Spanish Dictionary <https://dictionary.cambridge.org/us/dictionary/english-spanish/>

Practice vocabulary about clothes

Games to learn English <https://www.gametolearnenglish.com/clothes-game/>

Clothes vocabulary exercises <https://agendaweb.org/vocabulary/clothes-exercises.html>

Practice vocabulary about the weather

The weather vocabulary exercises <https://agendaweb.org/vocabulary/weather-exercises.html>

Vocabulary exercises about the weather

<https://learnenglishteens.britishcouncil.org/vocabulary/beginner-vocabulary/weather>

Practice positive sentences in present continuous

Present continuous Positive form exercises <https://www.grammarbank.com/present-continuous-positive-form.html>

ANSWER KEY

1. VOCABULARY TASKS

A. 1. Sunny, 2. Rainy, 3. Cloudy, 4. Stormy, 5. Hot, 6. Snowy, 7. Windy, 8. Cold

B. Stormy, foggy, hot, cloudy, sunny, rainy, snowy, cold. **Secret word:** windy

C.

N	T	S	H	I	R	T	X	S	C	A	R	F
B	R	O	P	A	N	T	S	M	D	D	O	I
S	Y	D	Y	N	F	P	U	E	R	E	S	S
T	C	Z	I	G	R	B	A	V	E	K	K	M
W	J	K	V	S	E	J	C	E	S	S	I	E
A	G	F	D	K	T	Z	X	C	S	M	R	M
A	A	U	T	N	A	T	T	W	J	R	T	S
S	D	L	R	A	E	D	C	L	A	A	K	T
H	E	G	I	Z	W	S	L	D	C	R	X	R
I	K	G	H	R	S	H	V	X	K	Z	R	O
B	E	M	S	W	Z	T	T	K	E	U	G	H
B	Y	A	O	H	I	X	A	H	T	S	D	S
G	D	V	D	L	H	G	H	N	G	G	I	D

1. Dress, 2. Pants, 3. Shirt, 4. Sweater, 5. Jacket, 6. Skirt, 7. T-shirt, 8. Shorts, 9. Hat, 10. Scarf

D. 1. c 2. b/d 3. b/d 4. a

2. READING TASKS



- E.** 1. Saturday 2. She's at home 3. She's smiling and talking about her (their) day
 4. Pedro is wearing a Brazilian t-shirt and her grandparents are wearing new sweaters
 5. It is sleeping

F. 2 - 4 - 5 - 7(optional)

3. LANGUAGE TASKS

G. a. 4 b. 3 c. 1 d. 2

H. 1. Present 2. No, they aren't 3. Yes, they are 4. Verbs 5. Yes, they do 6. Yes, we do

- I.** 1. He's writing a letter.
 2. Alice is working now.
 3. We are playing with the toys.
 4. I am reading an excellent book.
 5. They are wearing jackets and jeans.
 6. Annie is traveling to England.
 7. The dog is sleeping on the sofa.

ORIENTACIONES FINALES PARA LOS PADRES DE FAMILIA

Una vez su hijo(a) ha desarrollado completamente las actividades, es momento de hacer verificación de su comprensión del tema a través de las siguientes preguntas:

1. ¿Cuál fue la actividad que te pareció más difícil? ¿Por qué?
2. ¿Cuál fue la actividad que te gustó más? ¿Por qué?
3. ¿Tuviste la oportunidad de usar lo que aprendiste en la guía cuando hiciste el video o audio?
4. Dime algunos tipos de clima y prendas de vestir en inglés.
5. ¿Cuánto tiempo te tomó desarrollar la guía?
6. ¿Empleaste algunos de los recursos sugeridos en la sección USEFUL RESOURCES?
7. ¿Fueron claras las instrucciones para cada actividad?

AUTHOR(S)

AUTHOR(S)			
Name	Deicy Mercedes Eraso Burbano	Paulo César Guerrero Pabón	María Fernanda Insuasty Cortés
Email	erasodaisy@gmail.com	paulocgp8@gmail.com	mafeinsu@gmail.com
School	I.E.M. Nuestra Señora de Guadalupe	I.E.D.R Berruecos	I.E.M. El Socorro



APPENDIXES

Way to Go Student's Book 6, Module 4, page 143

module 4 // Unit 2

Expanding Knowledge » What Are You Wearing Today?

1. **Speak** » Imagine a trip to one of these places in Colombia. Say what clothes you will take.

Tunja	Guatapé	Cali	Santa Marta
Temperature: 13°C	Temperature: 18°C	Temperature: 15°C	Temperature: 25°C

shirt	sweater	underwear	trousers	socks	t-shirt	scarf
blouse	jacket	shorts	skirt	shoes	hat	dress



I want to go to Tunja...
In Tunja, it's cold... In Tunja, you wear a sweater or a jacket...

You don't wear shorts because it isn't hot!
What do you wear in...?

2. **Write** » Complete the paragraph. Then, tell a partner.

In general, the weather where I live is _____ with a temperature of _____ degrees. Today is _____
I usually wear _____



Way to Go Student's Book 6, Module 4, page 144

MODULE // 4 Unit // 2 Lesson // 2

3. **Write** » Complete the chart with what your friends are wearing today.

Friend's name	Clothes
_____	_____
_____	_____
_____	_____

4. **Speak** » Read and answer the questions.

What's the weather like in the different seasons? What clothes are the people wearing? Which weather is more similar to the weather in your hometown?

Other Useful Words:	
hot	cold
warm	cool



5. **Read** » Describe the weather for each season.

Spring: In spring, the weather is . It can be too. The temperature is .	Summer: In summer, it is . It can be too. The temperature is .
Autumn: In autumn, the weather is and . The temperature is .	Winter: In winter, the weather is and the temperature is very .

144

6. **Read** » Read and tick (✓) true (T) or false (F).

We have seasons because the Earth moves around the sun. When certain parts of the Earth are **close** to the sun, they are warm.

The Earth moves, so when it's summer in the northern **hemisphere**, it's winter in the southern hemisphere.

Some regions of the Earth do not have the four seasons; for example, the areas in the **poles** and the areas in the middle. Colombia does not have the four seasons because it is in the **Equatorial** zone of the earth. In Colombia, the weather depends on the **altitude** and each region has a relatively permanent temperature during the year.

LINKS OF IMAGES

1. Image retrieved from <https://freesvg.org/vector-image-of-weather-forecast-color-symbol-for-sunny-sky> with a free for commercial use license.
2. Image retrieved from <https://freesvg.org/vector-image-of-weather-forecast-color-symbol-for-rainy-sky> with a free for commercial use license.
3. Image retrieved from <https://freesvg.org/color-weather-forecast-icon-for-cloudy-sky-vector-graphics> with a free for commercial use license.
4. Image retrieved from <https://freesvg.org/stormy-clouds-with-lightning> with a free for commercial use license.
5. Image retrieved from <https://freesvg.org/thermometer-tube-red-vector-graphics> with a free for commercial use license.
6. Image retrieved from <https://freesvg.org/snowy-weather> with a free for commercial use license.
7. Image retrieved from <https://freesvg.org/graphics-of-think-line-art-windy-cloud> with a free for commercial use license.
8. Image retrieved from <https://freesvg.org/vector-graphics-of-thermometer-tube-blue> with a free for commercial use license.
9. Image retrieved from <https://freesvg.org/risto-pekkala-adelie-penguin> with a free for commercial use license.
10. Image retrieved from <https://freesvg.org/dress> with a free for commercial use license.
11. Image retrieved from <https://freesvg.org/coloured-line-art-vector-image-of-trousers> with a free for commercial use license.
12. Image retrieved from <https://freesvg.org/vector-line-art-drawing-of-a-simple-shirt> with a free for commercial use license.
13. Image retrieved from <https://freesvg.org/sweater> with a free for commercial use license.
14. Image retrieved from <https://freesvg.org/jacket-vector-image> with a free for commercial use license.
15. Image retrieved from <https://freesvg.org/1548804560> with a free for commercial use license.
16. Image retrieved from <https://freesvg.org/red-t-shirt-vector-graphics11661> with a free for commercial use license.
17. Image retrieved from <https://freesvg.org/colorful-beach-shorts-vector-image> with a free for commercial use license.
18. Image retrieved from <https://freesvg.org/1326485368> with a free for commercial use license.
19. Image retrieved from <https://freesvg.org/red-scarf-line-art-vector-clip-art> with a free for commercial use license.
20. Ministerio de Educación Nacional (2016). Way to go! 6th Grade Student's book. Bogotá D.C. – Colombia. P. 143. Retrieved from www.colombiaaprende.edu.co/colombiabilingue.

21. Image retrieved from <https://www.vecteezy.com/vector-art/1847599-family-grandparents-and-parents-together-member-cartoon-character> with a free for commercial use license.
22. Image retrieved from <https://www.vecteezy.com/vector-art/371827-outfits-to-wear-elements> with a free for commercial use license.
23. Image retrieved from <https://www.vecteezy.com/vector-art/371827-outfits-to-wear-elements> with a free for commercial use license.
24. Image retrieved from <https://www.vecteezy.com/vector-art/138501-sweatpants-vectors> with a free for commercial use license.
25. Image retrieved from <https://www.vecteezy.com/vector-art/128499-raglan-shirt-icons> with a free for commercial use license.
26. Image retrieved from <https://www.vecteezy.com/vector-art/128499-raglan-shirt-icons> with a free for commercial use license.
27. Image retrieved from <https://www.vecteezy.com/vector-art/371827-outfits-to-wear-elements> with a free for commercial use license.
28. Image retrieved from <https://freesvg.org/glasses-on-white-background> with a free for commercial use license.
29. Ministerio de Educación Nacional (2016). Way to go! 6th Grade Student's book. Bogotá D.C. – Colombia. P. 144. Retrieved from www.colombiaaprende.edu.co/colombiabilingue.
30. Image retrieved from <https://www.vecteezy.com/vector-art/205942-beach-resort-illustration-vol-3-vector> with a free for commercial use license.
31. Image retrieved from <https://www.vecteezy.com/vector-art/280554-spring-background> with a free for commercial use license.
32. Image retrieved from <https://pixabay.com/es/photos/las-lajas-colombia-el-santuario-2185107/> with a free for commercial use license.
33. Image retrieved from <https://pixabay.com/vectors/smiley-face-grin-smile-happy-icon-304270/> with a free for commercial use license.
34. Image retrieved from <https://pixabay.com/vectors/smiley-emoticon-happy-face-icon-1635449/> with a free for commercial use license.
35. Image retrieved from <https://pixabay.com/vectors/smiley-emoticon-undecided-unsure-1635455/> with a free for commercial use license.
36. Image retrieved from <https://pixabay.com/vectors/smiley-face-grin-smile-happy-icon-304270/> with a free for commercial use license.
37. Image retrieved from <https://pixabay.com/vectors/smiley-emoticon-happy-face-icon-1635449/> with a free for commercial use license.
38. Image retrieved from <https://pixabay.com/vectors/smiley-emoticon-undecided-unsure-1635455/> with a free for commercial use license.