



La educación es de todos

Mineducación



“BEYOND THE CLASSROOM” ENGLISH SELF-STUDY GUIDE

School _____ **City** _____

Teacher's name _____

Student's name _____

Grade Seventh **Level** A2

ORIENTACIONES PARA LOS PADRES DE FAMILIA

Esta guía de aprendizaje en inglés para el trabajo en casa se preparó para seguir con nuestra labor de apoyar a su hijo(a) a repasar vocabulario sobre actividades del tiempo libre y juegos tradicionales, agradecemos su compromiso, excelente actitud y acompañamiento al trabajo en equipo, para el bienestar de nuestros jóvenes, El diseño de esta guía está basado en el libro way to go 7, Modulo 1, unidad 1, página 15, que está disponible en la plataforma Colombia aprende. Para el desarrollo de la misma su hijo(a) desarrollará las actividades en un tiempo esperado de 1 hora. Se adjuntó la página del libro al final de la guía para quienes no tienen acceso a internet.

Sección 1(Vocabulario) Son dos ejercicios de práctica de vocabulario en inglés para reconocer palabras claves sobre las actividades de aprovechamiento del tiempo libre.

Sección 2. (Escritura) Su hijo(a) empleará el vocabulario y estructura estudiada en esta guía de aprendizaje y sus conocimientos previos, para realizar un poster en inglés, sobre actividades dentro y fuera de casa y luego, teniendo en cuenta las actividades del poster completar un cuadro con sus actividades diarias. Enviarlo a la docente.

Sección 3. (Autoevaluación) El estudiante evaluará su aprendizaje a partir de las actividades que desarrolló.

También se ofrecen ejemplo de las actividades, las respuestas correctas y recursos adicionales para apoyar el proceso. Agradecemos su acompañamiento y colaboración para que su hijo realice las actividades indicadas. Al final ustedes encontraran una serie de preguntas para la verificación de lo que su hijo(a) aprendió durante el desarrollo de esta guía.

WELCOME TO THIS SELF-STUDY GUIDE

In this English self-study guide help you to learn vocabulary about free time activities and motivate to use indoor and outdoor activities. All the activities are related to the topic of free time activities in way to Go 7, student book, module 1, unit 1, (Page 15). It's start use the vocabulary to talk and write about indoor and outdoor activities. After read the instructions you will design a poster about the free time activities, Complete the box with your indoor and outdoor activities. the poster and the planner with your indoor and outdoor daily activities will be share with your classmate and teacher.

Topic

Skill(s)

Grammar

Function(s)



Free.time activities	Reading and Writing	Present simple	Express free time activities
----------------------	---------------------	----------------	------------------------------

GET READY

Study time needed: 1 hour 1 hour	Resources: <i>Notebooks, pencil, pen, English dictionary, sheets of paper, PDF file of way to go student book 7, mobile phone, computer, a piece of cardboard, magazine, pencils colours, markers, glue and scissors.</i>	Textbooks Links: - https://drive.google.com/file/d/1C_Ez_knz9NiFWocekZJ0_blrpp8O-uoF/view Student book. Way to go. Page 15
---	---	--

LEARNING OBJECTIVES

LEARNING STRATEGIES

<i>What will you learn/practise/reinforce with these activities?</i>	<i>What can you do to achieve the objectives?</i>
<ul style="list-style-type: none"> To use vocabulary about to free time activities and traditional games. To discuss social values, 	<ul style="list-style-type: none"> Read the instruction in each task Make a glossary of new words in your notebook. Don't translate words. Make drawing to represent them. Look at the example given. They are highlight in Yellow. Use a free dictionary app to listen to the pronunciation of the new vocabulary,

ACTIVITIES

1 ACTIVITY # 1. Vocabulary TASKS (15 minutes)


EXERCISE A. Label the pictures using the words from the box bellow. Follow the example giving with red color

Play video game feed the animals ride a bike ride a horse play video game skateboard **canoeing**




La educación es de todos

Mineducación



EXAMPLE: **Canoeing**

1 _____ 2 _____



3. _____ 4. _____ 5. _____

EXERCISE B. Lee las preguntas y Selecciona la opción correcta.

FOR EXAMPLE: **Which is a traditional game?**

- A. **Spinning top**
- B. Camping
- C. Shopping
- D. Video game

1. Which is no traditional game

- A. video game
- b. spinning top
- C. Jacks
- D. Sack race

2. Which is an indoor activity

- A. Ride a bike
- B. Playing video game
- C. Camping
- D. Shopping

3. Which is not an outdoor activity?

- A. Watch Tv
- B. Ride horse
- C. Go swimming
- D. Camping

ACTIVITY # 2 Language for instructions (20 minutes)

- A. Open your way to go book 7 on page 15 exercise 5
- B. In this exercise follow the instruction from 1 to 5 and designed a daily activity planner to show what you do in your free time every day.
- C. Look at the exercise 5 again read the instructions and try to understand the text, choose the keywords, if necessary, use English dictionary, then complete the box with your indoor and outdoor activities and your daily activity planner in your free time every day.
- D. Compare your answer with the answer box at the end of this guide.



5. **Write»** Follow the instructions (1-5) and design a daily activity planner to show what you do in your free time every day.

1. Draw a chart like the one below on a large sheet of cardboard.
2. Cut out pictures from magazines or draw your own. Be creative.
3. Write the activities you're going to do each day. Use different colours for indoor and outdoor activities.
4. Put the chart on your bedroom wall.
5. Count how many indoor or outdoor activities you do in a week.

Final task activity!

Activities	Monday	Tuesday	Wednesday	Thursday	Friday	Saturday	Sunday
Indoor							
Outdoor							

EXAMPLE

ACTIVIDADES	MONDAY	TUESDAY	WEDNESDAY	FRIDAY	SATURDAY	SUNDAY
Indoor	I watch T.V					
Outdoor	I go shopping					



ACTIVITY # 3 Writing instruction (20 Minutes)

1. DEFINITION. Indoor and outdoor activities are motivating and ludic activities that help in the implementation of motor and social skills.
2. You can draw a picture or cut pictures about free time activities from a magazine write the name of each activity
3. Show your picture to your classmates and your teacher

EXAMPLE OF THE PICTURE



RIDE A BIKE




4. Finally write you daily indoor and outdoor activities

EXAMPLE **my daily indoor activity is watch TV**

My daily outdoor activity is go shopping



5. Evaluate your work (10 minutes)

Check your progress.	Very well 	Quite well 	With difficulty 
In this guide I learn to ...			
I can identify free time activities.			
I can identify indoor activities,			
I can identify outdoor activities.			

THIS IS THE END

Congratulations! You have made to the end, now you can invite people to enjoy you free-time with traditional games. You create an amazing poster using vocabulary about traditional games and free-time activities.

Keep going !!!

USEFUL RESOURCES

- <https://dictionary.cambridge.org/es/>
- https://drive.google.com/file/d/1C_Ez_knz9NiFWocewZJ0_blrpp8O-uoF/view
- howjsay.com

ANSWER Key

Word bank. Jacks hopscotch, sack race, tag, hide and seek, spinning top.

1 ACTIVITY # 1.

Exercise A

- 1 skateboard
- 2.ride a horse
3. feed the animals
4. Play video game
- 5, ride a bike

Exercise B

1. Video games
2. Play video game
3. Watch TV



ORIENTACIONES FINALES PARA LOS PADRES DE FAMILIA

Una vez su hijo(a) haya terminado las actividades de esta guía, si es tan amable y le sugiero hacer estas preguntas como verificación de su proceso de aprendizaje.

- ¿Cuál actividad te gustó más y cuál te pareció más compleja? ¿Por qué?
- Tuviste la oportunidad de usar lo que aprendiste cuando hiciste el poster, para invitar a tus amigos a usar juegos tradicionales en su tiempo libre.
- ¿Cuánto tiempo duraste desarrollando la guía?
- ¿Qué recursos utilizaste?

AUTHOR(S)

Name	LAURI SALCEDO
Email	laurysalcedo@gmail.com
School	I.E. MAGOLA HERNANDEZ PARDO

Appendixes

5. **Write»** Follow the instructions (1-5) and design a daily activity planner to show what you do in your free time every day.

1. Draw a chart like the one below on a large sheet of cardboard.
2. Cut out pictures from magazines or draw your own. Be creative.
3. Write the activities you're going to do each day. Use different colours for indoor and outdoor activities.
4. Put the chart on your bedroom wall.
5. Count how many indoor or outdoor activities you do in a week.

Final task activity!

Activities	Monday	Tuesday	Wednesday	Thursday	Friday	Saturday	Sunday
Indoor							
Outdoor							