



"BEYOND THE CLASSROOM" ENGLISH SELF-STUDY GUIDE

School	_____	City	_____
Teacher's name	_____		
Student's name	_____		
Grade	7TH	Level	1A

ORIENTACIONES PARA LOS PADRES DE FAMILIA

Esta guía de aprendizaje de inglés para el trabajo en casa se preparó con el fin de ayudar a su hijo o hija a fortalecer las habilidades de escucha a través de un audio; asimismo, podrá identificar la pronunciación de los verbos en tiempo pasado y le permitirá evaluar la comprensión lectora del texto escuchado. Su hijo deberá dedicar dos horas para desarrollar toda la guía. El trabajo aquí descrito se relaciona con la página 63 del libro del estudiante Way to Go 7, que está disponible en la plataforma Colombia Aprende. Se adjuntó la página del libro al final de la guía para quienes no tienen acceso a internet.

- La actividad 1 son una preguntas que deben responder antes de la lectura que le ayudarán a hacerse una idea del tema del texto y a ejercitar la predicción
- Las actividades 2, 3 debe ojear el texto y chequear las palabras desconocidas y escuchar el audio.
- La actividad 4 con base en lo escuchado el estudiante podrá descubrir qué descripción le pertenece a cada imagen. Puede escuchar el audio varias veces hasta que sea capaz de realizar el ejercicio.
- La actividad 5 el estudiante evalúa la comprensión del texto al responder preguntas con base en el texto escuchado.
- La actividad 6 se invita al estudiante a leer todo el texto con el fin de que practique la pronunciación, especialmente el pasado de algunos verbos regulares e irregulares.
- Actividad 7 debe completar la tabla de los verbos para afianzar la diferencia entre verbos regulares e irregulares.
- Actividad 8 finalmente lee una biografía donde afianzará los verbos regulares e irregulares y la comprensión lectora.

Además, pueden contar con recursos adicionales de apoyo. Agradecemos su colaboración supervisando que su hijo(a) complete las actividades indicadas. Al final, ustedes encontrarán una serie de preguntas de verificación de lo que su hijo(a) aprendió mediante el desarrollo de esta guía.



WELCOME TO THIS SELF-STUDY GUIDE

This English self-study guide helps you strengthen listening skills. All activities are related to the biography about Amazing people, past tense, regular and irregular verbs and reading comprehension about Amazing People presented in Way to go Student Book 7 Module 2 Unit 2 Lesson 2. It starts with a listening activity. Then, you have to develop some activities to practice listening, pronunciation and verbs regular and irregular verbs and end up reading comprehension about other biography.

Topic	Skill(s)	Grammar	Vocabulary	Function(s)
Biographies About Amazing People	Listening and reading	Verb "to be" in past (was /were) Past tense: regular and irregular verbs	Adjectives to describe people	Talk about and Describe people

GET READY

1 hour	Mobile phone, English dictionary, notebook, English worksheet, pen or pencil,	"Way to go" book 7. Module 2. Unit 2 Lesson 2 page 63. Exercises 1 and 2
---------------	--	--



LEARNING OBJECTIVES

LEARNING STRATEGIES

What will you learn/practice/reinforce with these activities?

- * to strengthen listening skills through an audio about amazing people.
- * to identify the pronunciation the verbs in past tense.
- * to self-assess your understanding of the audio through the questions and answers.

What can you do to achieve the objectives?

- * Read the instructions for each task .
- * Before Listening to the audio think and answer these questions?
 - Do you recognize any of these people?
 - Are they alive?
 - Were they important?
- * Read the information and look for the unknown vocabulary, if not, use a free dictionary app, only if it is absolutely necessary.
- * Now, you can listen to the audio (track 25- Way to go 7 English book) I sent you through the WhatsApp group.
- * You can listen to it several times if it is necessary in order to develop and discover which is the description for each person.
- * Read the second part of the homework and answer the questions about Turing´s biography.
- * Do the exercises about reading.

ACTIVITIES

LISTENING (20 minutes).

1. Look at the text and before listening to the audio and answer these questions?

- Do you recognize any of these people?
- Are they alive?
- Were they important?

2. Read the text and check unknown words.

3. Listen to the audio (track 25) "Way to go 7".

Listen again and match the people to the information

Expanding Knowledge » Amazing People

				
Albert Einstein	Gabriel García Márquez	Frida Kahlo	Alan Turing	Ella Fitzgerald
1. She was an American singer. She sang beautiful jazz songs.	2. He was a German scientist. He was famous for his Theory of Relativity.	3. He was a British mathematician. He invented the first computer.	4. She was a Mexican painter. In her work she painted images of her country and her life.	5. He was a Colombian writer. He won the Nobel Prize for Literature in 1982.

5. ANSWER THE QUESTIONS ABOUT THE READING (10 MINUTES):

- ✓ Who was Alan Turing? He.....
- ✓ Who was Frida Khalo? She
- ✓ Who was Gabriel García Márquez? He

6. Read the text with the correct answer in order to practice the pronunciation (5 MINUTES):

7. Check the pronunciation and complete the chart (10 minutes):

Present	Past	Regular verb	Irregular verb	SPANISH
	Was			Ser/estar
	Invented			
paint				
win				
study				
	go			
help				
	had			

8. Read Turing's biography and answer the questions (10 minutes):

Alan Turing **was** born in England in 1912. He **was** a brilliant mathematician and **invented** the world's first computer.

At school, Turing **was** very shy and **didn't have** many friends. He **was** also bullied because he was very good at Maths and Science.

Turing **studied** Maths and Cryptology at university. During World War II against Nazi Germany, he **invented** a machine that **helped** him understand the enemy's messages.




Turing's personal life was sad. He died at only 42 in 1954.

Many years after Turing's death, the British Government **honoured** him. Thanks to the work of this amazing man, many of us now have a computer in our homes.

- | | | | |
|--|------------------|-------------------|------------------|
| 1. When was Turing born? | a. United States | b. Mexico | c. England |
| 2. Was Turing a brilliant man? | a. Yes, he is | b. Yes, he was | c. No, he wasn't |
| 3. Did Turing have many friends? | a. yes, he did | b. No, he wasn't | c. No, he didn't |
| 4. Did Turing study Engineering at university? | A. yes, he does | b. yes, he did | c. No, he didn't |
| 5. Did Turing help the Germans? | a. No, he didn't | b. No, she didn't | c. Yes, he did |
| 6. Did Turing suffer bullying? | a. No, he wasn't | b. Yes, he was | c. Yes, he did |

4. SELF-ASSESSMENT TASK (5 minutes):

Tick (✓) the option that shows what you can do.

CHECK YOUR PROGRESS!				Discuss with your parents, then answer the questions below
	Very well	Quite well	With difficulty	
I improve my listening skills	<input type="checkbox"/>	<input type="checkbox"/>	<input type="checkbox"/>	How many words or answers do you catch from the audio?
I identify the regular and irregular verbs pronunciation	<input type="checkbox"/>	<input type="checkbox"/>	<input type="checkbox"/>	Did you identify the difference in the pronunciation of verbs in past tense?
I improve my reading skills	<input type="checkbox"/>	<input type="checkbox"/>	<input type="checkbox"/>	Did you understand text in past tense?

THIS IS THE END

Congratulations, you can do amazing things. You can now talk about and describe people. You can also talk about important people in the past by using the correct form of the verbs related to describing people.

USEFUL RESOURCES

Online English Spanish dictionary

- <https://dictionary.cambridge.org/es/diccionario/ingles-espanol/>

Amazing People (audio)

- Way to Go Workbook 7 page 63 Exercise 1, 2

- <https://englishlive.ef.com/es-es/blog/gramatica-ingles/verbos-en-ingles-imperativo/>

Sequence linking words

- <https://cambridgeenglishonline.wordpress.com/2015/06/05/grammar-blog-1-sequence-adverbs/>



ANSWER KEY

- 4.
1. Ella Fitzgerald.
 2. Albert Einstein
 3. Alan Turing
 4. Frida Kahlo
 5. Gabriel García Márquez
- 5.
- a. He was a British mathematician
 - b. She was a Mexican painter.
 - c. He was a Colombian writer
- 7.

Present	Past	Regular verb	Irregular verb	SPANISH
is	Was	*		Ser/estar
invent	Invented	*		Inventor
paint	Painted	*		Pintar
win	won		*	Ganar
study	studied	*		Estudiar
go	went		*	Ir
help	Helped	*		Ayudar
have	had		*	tener

- 8.
- 1.c
 - 2.b
 - 3.a
 - 4.c
 - 5.a
 - 6.d

ORIENTACIONES FINALES PARA LOS PADRES DE FAMILIA

Una vez su hijo o hija haya terminado las actividades de esta guía, por favor hágale las siguientes

Preguntas que le permiten verificar el proceso de aprendizaje


- ¿Cuál fue la actividad que más te gustó y cuál fue la actividad que te pareció más difícil?
- Enséñame cómo se pronuncian algunos verbos de los que aprendiste en tiempo pasado?
- Enséñame la diferencia entre verbos regulares e irregulares.
- ¿Cuánto tiempo te tomó desarrollar toda la guía?
- ¿Qué recursos utilizaste?




AUTHOR(S)			
Name	Natalia Isabel Quinto Cervantes	Olga Lucia Gómez Plata	
E-mail	nataliaqcervantes@gmail.com	Olgp_11@yahoo.es	
	Institución Educativa Trujillo Becerril	Institución Educativa San Martín	

APENDIX

Expanding Knowledge » Amazing People

1.  **Listen »** Match the people to the information (1-5). Listen and check.



Albert Einstein



Gabriel García Márquez



Frida Kahlo



Alan Turing



Ella Fitzgerald

1. She was an American singer. She sang beautiful jazz songs.

2. He was a German scientist. He was famous for his Theory of Relativity.

3. He was a British mathematician. He invented the first computer.

4. She was a Mexican painter. In her work she painted images of her country and her life.

5. He was a Colombian writer. He won the Nobel Prize for Literature in 1982.

