



## “BEYOND THE CLASSROOM” ENGLISH SELF-STUDY GUIDE

School \_\_\_\_\_

City \_\_\_\_\_

Teacher's name \_\_\_\_\_

Student's name \_\_\_\_\_

Grade \_\_\_\_\_

7th

Level \_\_\_\_\_

A1

### ORIENTACIONES PARA LOS PADRES DE FAMILIA

Esta guía de aprendizaje de inglés para el trabajo en casa se diseñó con el fin de ayudar a su hijo o hija a describir actividades que realiza en su rutina diaria, teniendo en cuenta el vocabulario sobre dispositivos tecnológicos y los adverbios de frecuencia. Su hijo (a) deberá dedicar una hora para desarrollar toda la guía. El trabajo aquí descrito se relaciona con la página 10 del libro del estudiante Way to Go 7º, que está disponible en la plataforma Colombia Aprende. Se adjuntó la página del libro al final de la guía para quienes no tienen acceso a internet.

- La actividad 1 (A). Completar la Misión 1, sobre el aplicativo Be (the) 1 challenge. (B). Observe las imágenes y conteste cuáles son los dispositivos tecnológicos que utiliza un agente de SOFOS (C.) El estudiante realiza las actividades 1 y 2 en la página 10 del student book con un compañero y envía evidencia fotográfica.
- La actividad 2 (A). Observe las imágenes y asigne el nombre según el banco de palabras. (B). Analiza los adverbios de frecuencia y completa la tabla sobre la frecuencia con la que el estudiante usa los aparatos tecnológicos del vocabulario.
- La actividad 3 El estudiante construye oraciones en presente simple, utilizando el vocabulario y los adverbios de frecuencia; teniendo en cuenta las indicaciones en el cuadro.

Además, se ofrecen ejemplos de las actividades, las respuestas correctas y recursos adicionales de apoyo. Agradecemos su colaboración supervisando que su hijo(a) complete las actividades indicadas. Al final, ustedes encontrarán una serie de preguntas de verificación de lo que su hijo(a) aprendió mediante el desarrollo de esta guía.



## WELCOME TO THIS SELF-STUDY GUIDE

This English self-study guide helps you describe and talk about technological devices and the use of frequency adverbs presented in Way to Go Student Book 7, Module 1, Unit 1, Lesson 1. It starts with some vocabulary revision activities from the B the 1 challenge application. Then, you have to label some pictures of the vocabulary using the words in the Word Bank. Finally, you must create some sentences about the topic.

Topic	Skill(s)	Grammar	Vocabulary	Function(s)
Technology around the world (Frequency adverbs)	Reading/Writing	Present simple	-Technological devices. -Verbs. -Frequency adverbs	Describing and talking about specific technological devices and how often they use them in their daily routines.

### GET READY

<b>Study time needed:</b>  <b>1 hour</b>	<b>Resources:</b> <ul style="list-style-type: none"> <li>• <i>Be(the)1 Challenge app Missions 1</i></li> <li>• <i>Plataforma Colombia Evaluadora.</i></li> <li>• <i>WhatsApp</i></li> </ul>	<b>Textbooks Links:</b> <ul style="list-style-type: none"> <li>• <a href="https://drive.google.com/file/d/1C_Ez_knz9NiFWocewZJ0_blrpp80-uoF/view">https://drive.google.com/file/d/1C_Ez_knz9NiFWocewZJ0_blrpp80-uoF/view</a> (Way to Go Student book 7. Module 1, Unit 1, Lesson 1, page 10)</li> </ul>
--	---	---

### LEARNING OBJECTIVES

*What will you learn/practise/reinforce with these activities?*

- To describe likes and talk about hobbies and interests.

### LEARNING STRATEGIES

*What can you do to achieve the objectives?*

- Actions that help the student:  
Cognitive strategies: Actions that help students in the direct manipulation of language.  
Reasoning: Applying deduction and inference.
- Social strategies: Actions that help learners work with others and understand the target culture and language.



- To ask and give personal information about free-time activities.
- To describe technological devices.
- To talk about daily routine using frequency adverbs.

## ACTIVITIES

### ACTIVITY # 1

**EXERCISE A and B** (Complete the mission 1 in the App B(the)1 challenge and write the names of the technological devices you need as a SOFOS agent) **(10 Minutes)**





1. \_\_\_\_\_



2. \_\_\_\_\_

**EXERCISE C** (Go to page 10 of your Way to go Student Book 7° and complete exercises 1 and 2 with a partner. Send evidences via WhatsApp or Colombia Evaluadora) **(15 minutes)**



1. **Listen** » Read the Word Bank. Listen and number the pictures (a-e).



**Word Bank**

go... to the movies  
to restaurants to the beach  
to the gym shopping  
horse riding fishing dancing

do...chores woodwork exercise  
gymnastics athletics

2. **Read** » Look at the graph and answer the questions (1-2) in pairs.

- Which of the activities in the article do you do?
- What other activities do you like doing in your free time?

I play video games. My favourites are action games, but I also like role-playing games. And I do athletics; I'm on the school athletics team.






**ACTIVITY # 2**  
**EXERCISE A**

Write the correct word to each technological device (10 minutes)

- |             |           |              |            |              |
|-------------|-----------|--------------|------------|--------------|
| Battery     | Telephone | Play Station | Speakers   | Headphones   |
| Camera      | Cellphone | Printer      | CD player  | Computer     |
| USB Memory  | Charger   | Television   | DVD player | Video-camera |
| Alarm clock | Laptop    | Radio        |            |              |



1. \_\_\_\_\_



2. \_\_\_\_\_



3. \_\_\_\_\_



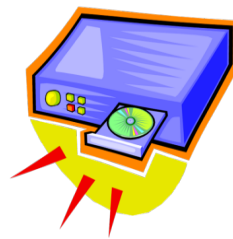
4. \_\_\_\_\_



5. \_\_\_\_\_



6. \_\_\_\_\_



7. \_\_\_\_\_




8. \_\_\_\_\_



9. \_\_\_\_\_



10. \_\_\_\_\_



11. \_\_\_\_\_



12. \_\_\_\_\_



13. \_\_\_\_\_



14. \_\_\_\_\_



15. \_\_\_\_\_



16. \_\_\_\_\_



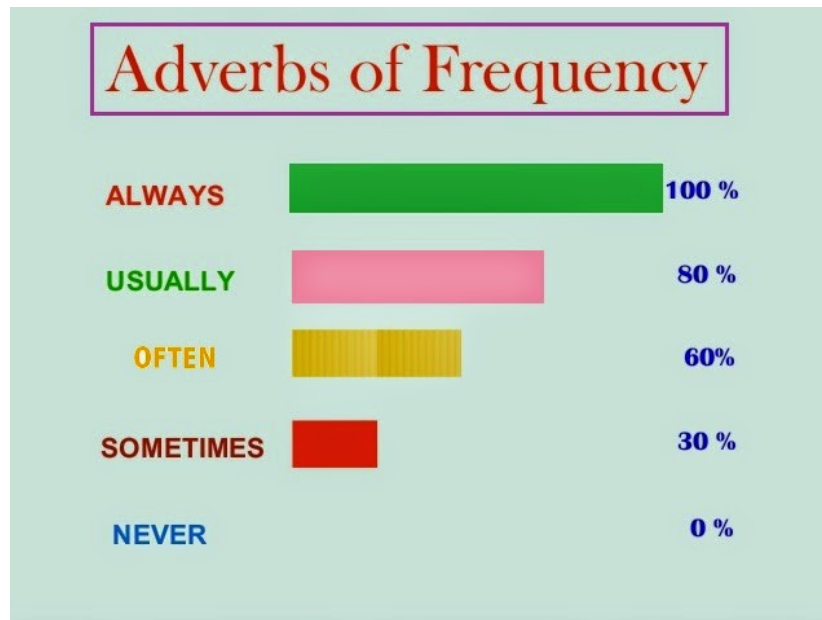
17. \_\_\_\_\_



18. \_\_\_\_\_

### EXERCISE B

Look at the following information, then complete the chart according **how often** you use the devices of the vocabulary (10 minutes)



- |             |           |              |            |              |
|-------------|-----------|--------------|------------|--------------|
| Battery     | Telephone | Play Station | Speakers   | Headphones   |
| Camera      | Cellphone | Printer      | CD player  | Computer     |
| USB Memory  | Charger   | Television   | DVD player | Video-camera |
| Alarm clock | Laptop    | Radio        |            |              |



ALWAYS	USUALLY	OFTEN	SOMETIMES	NEVER

**ACTIVITY # 3**  
**EXERCISE A**

Think the next chart contains your own information and write ten sentences according to your daily routine. (10 minutes)







ALWAYS	USUALLY	NORMALLY	OFTEN	SOMETIMES	OCASIONALLY	RARELY	NEVER
- Watch TV. - Use the computer.	- Use the headphones. - Listen to music in the radio.	- Use my laptop. - Play videogames	- Use the printer. - Play in my cellphone.	- Listen to music in the speakers. - Use the USB memory.	- Use a video-camera. - Watch videos in the DVD player.	- Use an alarm clock. - Use the charger.	- Use a CD player. - Buy the batteries.



FOR EXAMPLE: **I NORMALLY USE MY LAPTOP.**\*\*\*

1. \_\_\_\_\_
2. \_\_\_\_\_
3. \_\_\_\_\_
4. \_\_\_\_\_
5. \_\_\_\_\_
6. \_\_\_\_\_
7. \_\_\_\_\_
8. \_\_\_\_\_
9. \_\_\_\_\_
10. \_\_\_\_\_

### EVALUATE YOUR WORK (5 minutes)

Self Assessment:		
In this learning guide I learnt to...		
1. Identify vocabulary related to electronic devices.	Very well 	I can improve 
2. Write sentences about the frequency by which I use some electronic devices.	Very well 	I can improve 
3. Talk about my daily routines.	Very well 	I can improve 

### THIS IS THE END

Congratulations, you can do amazing things. Continue practicing the vocabulary about technological devices and how to describe how often you use them in English. You can check the



useful resources as well. Finally, take care of yourself, stay home, and use the vocabulary learnt.

## USEFUL RESOURCES

- Way to go 7th grade, Student Workbook.
- The B1 challenge app
- <https://learnenglishteens.britishcouncil.org/vocabulary/beginner-vocabulary>
- <https://learnenglishteens.britishcouncil.org/grammar/beginner-grammar>
- <https://learnenglishteens.britishcouncil.org/skills/reading/beginner-a1-reading>

## ANSWER KEY

### Activity # 1

#### Exercise B:

1. DAL 300 (Digital Agent Log) 2. SAG (Scene Analyzer Glasses)

#### Exercise C:

Answers will vary.

### Activity # 2

#### Exercise A:

Battery (16) Telephone (1) Play Station (8) Speakers (12) Headphones (13)  
Camera (15) Cellphone (2) Printer (10) CD player (4) Computer (3)  
USB Memory (17) Charger (18) Television (11) DVD player (7) Video-camera (9)  
Alarm clock (6) Laptop (5) Radio (14)

#### Exercise B:

Answers will vary

### Activity # 3

#### Exercise A:

Answers will vary



## ORIENTACIONES FINALES PARA LOS PADRES DE FAMILIA

Una vez su hijo o hija haya terminado las actividades de esta guía, por favor hazle las siguientes preguntas que le permiten verificar el proceso de aprendizaje

1. ¿Cuál fue la actividad que más te gustó y cuál fue la actividad que te pareció más difícil?
2. Enséñame cómo se dicen en inglés algunos de los dispositivos tecnológicos vistos en esta guía.
3. ¿Presentaste alguna dificultad infiriendo información específica del texto?
4. ¿Cuánto tiempo te tomó desarrollar toda la guía?
5. ¿Qué recursos utilizaste?
6. Enséñame como cumpliste la misión en el aplicativo B (the) 1 challenge.

### AUTHOR(S)

Name	Yoheinis Cujia Romero	Elizabeth Martínez González	
Email	yohecujia@gmail.com	Elimago9@gmail.com	
School	Institución Educativa Casimiro Raúl Maestre	Institución Educativa Casimiro Raúl Maestre	