



“DESCRIBING ENVIRONMENTAL ACTIONS ” ENGLISH SELF-STUDY GUIDE

School _____

City _____

Teacher's name _____

Student's name _____

Grade _____

8th

Level _____

A2

ORIENTACIONES PARA LOS PADRES DE FAMILIA

Esta guía de aprendizaje de inglés para el trabajo en casa se preparó con el fin de ayudar a su hijo o hija a repasar vocabulario sobre el medio ambiente, describir acciones positivas para protegerlo, y hablar de acciones para reducir su ecohuella.

Su hijo (a) deberá dedicar una hora para desarrollar toda la guía. El trabajo aquí descrito se relaciona con la página 22 del libro del estudiante Way to Go 8, que está disponible en la plataforma Colombia Aprende. También se adjuntan las capturas de pantalla de las páginas para quienes no cuentan con acceso a Internet.

- La actividad 1 son dos ejercicios de práctica que le permitirá a su hijo familiarizarse con el vocabulario relacionado con el medio ambiente.
- La actividad 2 tendrá la posibilidad de identificar las acciones que realizamos para reducir, rehusar y reciclar y así minimizar la eco-huella que dejamos en el planeta tierra. Para esto, su hijo debe referirse al ejercicio 4 de la página 22 del libro y contestar algunas preguntas.
- La actividad 3 se trata de narrar las acciones que realiza en su hogar o en el colegio para reducir su ecohuella para esto realizará un video con su narración.
- Por último, la actividad 4 es para que su hijo(a) auto evalúe lo aprendido.

Además, se ofrecen ejemplos de las actividades, las respuestas correctas y recursos adicionales de apoyo. Agradecemos su colaboración supervisando que su hijo(a) complete las actividades indicadas. Al final, ustedes encontrarán una serie de preguntas de verificación de lo que su hijo(a) aprendió mediante el desarrollo de esta guía.

WELCOME TO THIS SELF-STUDY GUIDE

This English self-study guide helps you practise giving instructions in written form. All the activities are related to the topic of the environment presented in Way to Go 8 Module 1 Unit 2 Lesson 1. It starts with some vocabulary revision activities. Then, you have a reading to identify actions to reduce, reuse, recycle and to answer some questions about the language used to describe actions (Gerunds) and end up speaking the actions for reducing the eco-footprint.



Topic	Skill(s)	Grammar	Vocabulary	Function(s)
Changing Lifestyles	Reading, writing and speaking	Gerunds	Environment The Three Rs	Describing environmental action plans.

GET READY

<p>Study time needed:</p> <p>1 hour</p>	<p>Resources:</p> <ul style="list-style-type: none"> Way to Go, 8. Student's book English Dictionary Notebook School Supplies 	<p>Textbooks Links:</p> <p>Way to Go. Students' book 8. Page 22. WTG SB 8.pdf</p> <p>Grammar adapted from Way to Go. Students' book 8. Page 25 WTG SB 8.pdf</p>
---	--	--

LEARNING OBJECTIVES

What will you learn/practise/reinforce with these activities?

- To practice vocabulary about the environment.
- To describe orally an action plan to save the planet.
- To make inferences and identify specific information in a text.

LEARNING STRATEGIES

What can you do to achieve the objectives?

- Pay attention to the examples given for each activity.
- Focus on keywords to match words and definitions.
- Read carefully to identify general and specific information about environmental issues.

ACTIVITIES

1. ENGAGE (10 Minutes)

1.1. Vocabulary



Pay attention to the examples given for each activity



1.1.1 Use a dictionary to find the hidden words. Follow the example given:

A



2*

B



3*

C



4*

D



5*

E



6*

F



7*

G



8*

H



9*

I



10*

A. CLOTHES

D. _____

G. _____

B. _____

E. _____

H. _____

C. _____

F. _____

I. _____

1.2. Match the word to the definition. Follow the example given:



Focus on keywords to match words and definitions

A. To get something by paying money for it.

___ 1.Reduce

B. To fill again.

A 2.Buy

C. To get rid of something by treating it as garbage.

___ 3.Reuse

D. To minimise the amount of waste we create.

___ 4. Refill

E. To rinse, clean or empty something with a liquid.

___ 5.Throw away

F. To use things more than once.

___ 6. Recycle

G. To convert into reusable material.

___ 7. Flush

2. STUDY (15 Minutes)

2.1. Reading

2.1.1. Complete the expressions. Make sure each idea only has one option. Follow the example given:

- | | |
|---------------------------|--------------------------------------|
| a. Start by reducing... | E 1. the consumption of water |
| b. Stop throwing away... | __ 2. waste paper for art projects |
| c. You can use... | __ 3. as plant pots |
| d. Use plastic bottles... | __ 4. bags and clothes |
| e. You can reduce... | __ 5. things you don't need |

2.1.2. Read the magazine article. Match each paragraph (a-c) to a picture (1-3)

The Fantastic Three Rs

It's time to start reducing your eco-footprint. You can do it **by following** the three Rs: Reduce, Recycle and Reuse.

<p>a. When you reduce, you use only what you need. Start by reducing the things you don't really need. So, stop buying on impulse. When you are shopping, try to buy food from local markets so you reduce the amount of packaging you use (you get more packaging from supermarkets). At home, you can reduce your consumption of water by taking shorter showers or recycling the water from the washing machine to flush the toilet. <input type="checkbox"/></p>	<p>1. </p>
<p>b. When you recycle, you can make new products. There are a lot of materials that you can recycle if they're in good condition. It's a good idea to use plastic bottles as plant pots. You can use waste paper for your art projects. And don't forget to use the paper on both sides. To recycle, you just need some creativity. <input type="checkbox"/></p>	<p>2. </p>
<p>c. There are a lot of things we can reuse. Stop buying a bottle of water every day. You can refill it from the tap in some cities and use it many times. Stop throwing away bags and clothes. Reuse the bags you have at home and give the clothes to other people. You can reuse things more than once. <input type="checkbox"/></p>	<p>3. </p>



2.1.3. Read the text again and write T (True) or F (False). Follow the example:

- a. When we are shopping we should buy food from big supermarkets. F
- b. There are many materials that we can recycle if they are in good conditions.
- c. We can use paper on both sides to recycle.
- d. Buying a bottle of water every day is a good way to reuse.
- e. We cannot use things more than once.

2.1.4. Answer the following questions according to the text above. Highlight the option that best answers the question. If it is necessary, read one more time.

a. If someone takes a 1 hour long shower that person:

- 1. Likes water.
- 2. **Doesn't take care of the water.**
- 3. Is very dirty.
- 4. Really takes care of his/her body.



b. What should I NOT do with plastic bottles?

- 1. Reuse them
- 2. Throw them in a lake
- 3. Make something new out of them
- 4. Stop buying them



c. What behaviour goes against the environment?

- 1. Recycling
- 2. Reducing
- 3. Wasting
- 4. Reusing




d. What is the text about?

- 1. The climate change
- 2. Ideas to recycle
- 3. How to reduce our impact on the planet.
- 4. How to use plastic bottles




e. Who is this text for?

- 1. The ones who do not recycle
- 2. Me
- 3. Everyone
- 4. The ones who protect the environment



2.2. Language Task (15 Minutes)

2.2.1. Read the sentences and answer the following questions. Look at the example given:

<ul style="list-style-type: none"> • When you reduce, you use only what you need. Start by reducing the things you don't really need. So, stop buying on impulse. • At home, you can reduce your consumption of water by taking shorter showers or recycling the water from the washing machine to flush the toilet. 	<div style="text-align: center;">  </div> <p>Hey Folks!</p> <p>Did you know that Gerunds are Nouns that end with ING?</p> <p>We use Gerunds:</p> <ul style="list-style-type: none"> - After some verbs (E.g. Stop buying on impulse) - After some prepositions (E.g. By taking shorter showers)
--	---

Adapted from Way to Go 8, Students' book, pag 24

A. In the sentence: "Start by reducing the things you don't really need" what is the Gerund'?

Reducing _____

B. In the sentence: "Stop buying on impulse", is the person referring to recommendations or obligations?

C. In the statement: "You can reduce your consumption of water by taking shorter showers", is the word BY a preposition or a verb?

D. In the previous sentence, do we use **by+(verb)ing** to talk about action plans or routines?

E. The sentence "Stop buying on impulse" refers to an action in:

- a. Present b. Past c. Future

F. Mention another gerund you identified in the previous activities



2.2.2. Read the paragraph and select the correct options to complete it.

**QUICK
TIPS**

19*

Apply the rules from exercise 2.2.1



20*

TRAVELLING ECO-FOOTPRINT

Our ecological footprint follows us everywhere. When we travel, we have an impact on the places we visit. Learn to be an eco-friendly traveller by following this advice from local kids. **Tanacio**, from Sierra Nevada: I live in a Kogui community in Sierra Nevada. I take care of the rivers in the mountains by (1)_____natural soaps to wash our clothes. Tourists can help to keep our rivers clean by not using polluting cleaning products when they visit us. **Jerónimo** from Palomino, Guajira: I help reduce waste in my community by (2)_____ plastic bottles. When tourists come, they buy a lot of water and throw away the empty bottles. Tourists can help by putting their bottles in the recycling bins in our town. **Mayra** from Valledupar: Valledupar is very hot, so it's important to plant trees because they provide oxygen and shade. We all plant trees near the house because they keep the area cool. When you come to Valledupar, you can help by (3)_____the air-conditioning when you leave your hotel room. (Adapted from Way to go, page 27)

- | | | |
|-------------------|---------------|----------------|
| 1. a) to use | b) using | c) use |
| 2. a) recycle | b) to recycle | c) recycling |
| 3. a) turning off | b) turn off | c) to turn off |

3. SPEAKING (15 minutes)




3.1. Taking into account the reading "The Fantastic Three Rs", record a video or an audio talking about the actions you do in your house, your school or your city for reducing your eco-footprint . If it is possible work in pairs.

For recording the video or audio, take the following recommendations into consideration:

- Make a list of the actions or gerunds that can be useful in your video.
- Create a script with what you are going to say.
- Introduce yourself and the topic you are presenting.
- Mention at least 5 actions you do in your house, your school or your city for taking care of the environment.
- Conclude your recording by inviting people to start reducing their eco-footprint and thanking them for having listened to you.
- Send your video to your teacher via WhatsApp.

4. ASSESSMENT TASK (5 minutes)

Read the statements and check your progress. Then, discuss some questions with your parents.

Check your progress!	 21*	 22*	 23*	Discuss with your parents, then answer the questions below
	Very well	Quite well	With difficulty	
I can identify different gerunds in a text.				How many new words did you learn? _____
I can use some gerunds to describe an environmental action plan.				What actions can you do to take care of the environment? _____
I can explain the Fantastic three Rs?				What are the Fantastic three R"?" _____

THIS IS THE END

Congratulations! You have done an excellent job. Now, you can create a campaign in which you invite your family to recycle at home. Explain them the importance of the three Rs and the benefits for the environment. You can practice all you have learnt in this guide. Finally, don't forget to use gerunds in your campaign.

USEFUL RESOURCES

Online English Spanish dictionary

<https://dictionary.cambridge.org/es/diccionario/ingles-espanol/>

Gerund and Infinitives

https://www.eslprintables.com/grammar_worksheets/verbs/gerunds_and_infinitives/INFINITIVE_OR_GERUND_GRAMMA_323605/



ANSWER KEY

1.1.1 A. Clothes, B. Bottle, C. Bag, D. Consumption, E. Washing Machine, F. Water, G. Plant Pot, H. Waste Paper, I. Packaging.

1.1.2. A 2, B4, C5, D1, E7, G6.

2.1.1. A.5, b.4, c.2, d.3, e.1

2.1.2. A.2, b.1, c.3

2.1.3. a.F, b.T, c.T, d.F, e.F

2.1.4. A.2, b. 2, c.3, d.3, e.3

2.2.1. A. Reusing, B. Recommendation, C. Preposition, D. Action plans, E. Present

2.2.2. 1. Using, 2. Recycling, 3. Turning off

ORIENTACIONES FINALES PARA LOS PADRES DE FAMILIA

Una vez su hijo o hija haya terminado las actividades de esta guía, por favor hágale las siguientes preguntas que le permiten verificar el proceso de aprendizaje:

- ¿Cuál fue la actividad que más te gustó y cuál fue la actividad que te pareció más difícil?
- Enséñame cómo se dicen en inglés algunas acciones para reducir la huella ambiental.
- Enséñame cuáles son las 3Rs en inglés.
- ¿Cuánto tiempo te tomó desarrollar toda la guía?
- ¿Qué recursos utilizaste?

AUTHOR(S)

Nam e	Genyvel Díaz Traslaviña	Adriana Martínez Torres	Luz Bibiana Lazo Esquivel	Olga Cecilia Gutierrez
Emai l	genyvel3@gmail.com	adrianamt.aymt@gmai l.com	lazobibi2015@gmail.c om	olgagutierrez53@gmai l.com
Scho ol	I.E. Juan Hurtado	I.E. Héctor Ángel Arcila	I.E. Indalecio Penilla	I.E. Indalecio Penilla

LINKS OF IMAGENES

1. Image retrieved from https://www.freepik.es/vector-gratis/fondo-trucos-consejos-utiles-rapidos_10317860.htm#page=1&query=quick%20tips&position=22 with a free for commercial use license.
2. Image retrieved from https://www.freepik.es/vector-gratis/conjunto-ropa-verano_4559041.htm#page=1&query=PRENDAS%20DE%20VESTIR&position=0 with a free for commercial use license.
3. Image retrieved from <https://pixabay.com/es/photos/agua-bosquejo-l%C3%ADnea-botella-4537794/> with a free for commercial use license.
4. Image retrieved from https://www.freepik.es/foto-gratis/vista-frontal-mano-femenina-guante-negro-paquete-alimentos-papel-blanco_9481632.htm#page=1&query=PAPER%20BAG&position=35 with a free for commercial use license.
5. Image retrieved from <https://pixabay.com/es/photos/compras-el-gasto-hasta-resbalones-879498/> with a free for commercial use license.
6. Image retrieved from https://www.freepik.es/vector-gratis/composicion-realista-lavadora-ilustracion-simbolos-equipos-tareas-domesticas_6869970.htm#page=1&query=washing%20machine&position=43 with a free for commercial use license.
7. Image retrieved from <https://pixabay.com/es/photos/gota-de-agua-ca%C3%ADda-impacto-578897/> with a free for commercial use license.
8. Image retrieved from <https://pixabay.com/es/photos/primula-prymulka-pote-de-flor-marzo-3232368/> with a free for commercial use license.
9. Image retrieved from <https://pixabay.com/es/photos/de-papel-reciclar-brown-textura-6001417/> with a free for commercial use license.
10. Image retrieved from https://www.freepik.es/vector-gratis/paquetes-comida-rapida_7437923.htm#page=1&query=CONTENEDORES%20DE%20COMIDA&position=32 with a free for commercial use license.
11. Image retrieved from https://www.freepik.es/vector-gratis/fondo-trucos-consejos-utiles-rapidos_10317860.htm#page=1&query=quick%20tips&position=22 with a free for commercial use license.
12. Ministerio de Educación Nacional (2016). Way to go! 8th Grade. Bogotá D.C. – Colombia. Retrieved from www.colombiaaprende.edu.co/colombiabilingue.
13. Image retrieved from <https://pixabay.com/es/vectors/ducha-aerosol-limpieza-lavado-99263/> with a free for commercial use license.
14. Image retrieved from <https://pixabay.com/es/photos/la-botella-pl%C3%A1stico-al-participar-en-5128607/> with a free for commercial use license.
15. Image retrieved from https://www.freepik.es/vector-gratis/iconos-reciclaje-establecidos-tipos-residuos-recogida-plana_3815757.htm#page=1&query=ICON%20RECYCLE&position=2 with a free for commercial use license.
16. Image retrieved from <https://pixabay.com/es/vectors/reciclar-verde-la-tierra-29227/> with a free for commercial use license.
17. Image retrieved from <https://pixabay.com/es/vectors/jardiner%C3%ADa-iconos-plantaci%C3%B3n-4482498/> with a free for commercial use license.
18. Image retrieved from <https://pixabay.com/vectors/smiley-face-grin-smile-happy-icon-304270/> with a free for commercial use license.
19. Image retrieved from https://www.freepik.es/vector-gratis/fondo-trucos-consejos-utiles-rapidos_10317860.htm#page=1&query=quick%20tips&position=22 with a free for commercial use license.

LINKS OF IMAGENES

20. Image retrieved from

https://www.freepik.es/foto-gratis/hermosa-foto-montanas-colombianas-paisaje-puesta-sol-fondo_10176527.htm#page=1&query=colombia&position=41 with a free for commercial use license.

21. Image retrieved from <https://pixabay.com/vectors/smiley-face-grin-smile-happy-icon-304270/> with a free for commercial use license.

22. Image retrieved from <https://pixabay.com/vectors/smiley-emoticon-happy-face-icon-1635449/> with a free for commercial use license.

23. Image retrieved from <https://pixabay.com/vectors/smiley-emoticon-undecided-unsure-1635455/> with a free for commercial use license.