

“BEYOND THE CLASSROOM” ENGLISH SELF-STUDY GUIDE

School	_____	City	_____
Teacher's name	_____		
Student's name	_____		
Grade	8	Level	A2

ORIENTACIONES PARA LOS PADRES DE FAMILIA

Esta guía de aprendizaje de inglés para el trabajo en casa se preparó con el fin de ayudar a su hijo o hija a incrementar su vocabulario en deportes extremos y expresar posibilidades e incertidumbres en inglés. Su hijo deberá dedicar una hora para desarrollar toda la guía. Este trabajo se relaciona con las páginas 150 del *student's book Way to Go 8*, disponible en la plataforma Colombia Aprende.

Se adjunta la página del libro al final de la guía para quienes no pueden acceder a través de internet.

Actividad 1: En esta actividad deberá resolver una sopa de letras que le permitirá familiarizarse con el vocabulario de la guía.

Actividad 2: Son dos ejercicios de escucha en donde los estudiantes tendrán la posibilidad de estudiar vocabulario sobre deportes extremos, además, de familiarizarse con los sonidos de la lengua inglesa.

Actividad 3: Después de leer la instrucción y según el ejemplo dado, el estudiante deberá escribir tres oraciones usando las palabras clave para expresar posibilidad e incertidumbre en inglés.

Actividad 4: Es una lectura de un e-mail, relacionada con las actividades extremas. En la cual los estudiantes deben completar usando las palabras de la caja. Además, deberá realizar una actividad de habla en la que los estudiantes, deberán grabar un mensaje de voz, respondiendo al e-mail 4.1. Esta grabación será enviada a través de algún medio electrónico ya sea WhatsApp o correo electrónico a su profesor.

Actividad 5: por último se dará respuesta a una autoevaluación.

Agradecemos su colaboración supervisando que su hijo(a) realice las actividades indicadas. Al final ustedes encontrarán una serie de preguntas de verificación de lo que su hijo aprendió durante el desarrollo de la guía



WELCOME TO THIS SELF-STUDY GUIDE

This English self – study guide helps you to practise vocabulary related to extreme sports and it also gives you the opportunity to train your ear and become familiar with the English sounds. Through this module, you will be able to talk about possibilities and uncertainty.

Way to Go Students book 8 Module 4 unit 1.

It starts with some exercises to practise vocabulary related to extreme sports, then you will improve your listening skills with 2 comprehension tasks. You will learn some expressions to talk about degrees of possibility and certainty. Finally, you will read an email and reply to it. Do not forget to complete your self-assessment

Topic	Skill(s)	Grammar	Vocabulary	Function(s)
Extreme sports	Reading listening Speaking	Modal verbs (could, may, might) (must).	Vocabulary related to shopping practices, vacations and trips.	Express possibility and uncertainty

GET READY

Study time needed: 1 hour	Resources: Notebook, pencil, eraser, English dictionary, sheets of paper, PDF file of Way to Go student 's book 8.	Textbooks Links: - http://aprende.colombiaaprende.edu.co/es/node/94010
--	---	--

LEARNING OBJECTIVES

What will you learn/practise/reinforce with these activities?

- To talk about possibility and certainty.
- To express conditions when talking about possible situations.
- To ask and answer questions on sports.

LEARNING STRATEGIES

What can you do to achieve the objectives?


- Read the instructions for each tasks.
- Look at the examples given in each task.
- Use a free dictionary app to listen to the pronunciation of new vocabulary.
- Use the dictionary only if absolutely necessary. Use your prior knowledge and try to infer the meaning. You shouldn't translate word by word.
- Write on your notebooks any new learning points discovered.



ACTIVITIES

1. VOCABULARY TASK (5 Minutes)

Find the following words related to extreme sports and expressions of possibility/uncertainty.



Accident
 Careful
 Climbing
 Could
 Dangerous
 Difficult
 Mountain
 Must
 Scary
 Wingsuit

1. LISTENING TASKS (20)

A. Listen to two conversations about people who are going on an extreme sports holiday. Match the conversations with photos A and B.

1*



A.



B.



B. Listen again and choose the correct options (a–c).

1. Julia is going to _____ to learn wingsuit flying.
a. San Andrés b. Vasiliki c. California
2. Sara thinks that wingsuit flying _____ a dangerous sport.
a. could be b. might not be c. must be
3. Juan’s mum is worried because she thinks Juan _____ problems in the sea.
a. can have b. might have c. must have
4. Juan is taking a _____ windsurfing course in Greece.
a. five-year b. two-day c. two-week

e following questions according to the listening exercise and the following sentence:

Mum: Juan you shouldn’t go windsurfing in Greece, it could be dangerous; you might have problems in the sea.

Questions

- Is Juan’s mum completely sure he will have problems in the sea? _____
- Do we use **might be** when we are 100 % sure? _____
- Does his mum think windsurfing is dangerous? _____
- If you're more than 70% certain, we use:
a. might be b. could be c. must be
- When do we use **could be**?
a. We use it when we are less than 50% certain.
b. We use it when we are 50% to 70% certain.
c. We use it when we are more than 70% certain.

2. LANGUAGE FOR POSSIBILITIES AND UNCERTAINTY (10 minutes)

If you are less than 50% certain, use **might be**

If you are 50%- 70% certain, use **could be**

If you are more than 70% certain, use **must be**

Think about possible results of the sports. Write sentences with **could, might, must** and words from the box.

Example: **Wingsuit flying might be liberating** because you could jump from an airplane

- a. Wingsuit flying _____
- b. Windsurfing _____
- c. Mountain climbing _____

Exciting – Dangerous - fun – liberating – Interesting



3. READING TASK (20 minutes)

- a. Open your *Way to Go* student's book on page 150 exercise 3. This exercise is about an e-mail from a friend. You have to read it and complete it using the words in the box.
- b. Based on the reading task about the email:
1. Record a two minutes response to Javi.
 2. Answer the questions at the end of the email.
 3. Use the speaking card to write down your notes.

Speaking card

.....




.....

.....

.....

.....

4. ASSESSMENT TASK (5 minutes)

Check your progress!	2*  Easy! I can do this	3*  Okay! I need a little more help	4*  Hard! I still need a lot of help	Discuss with your partner then answer the questions below
I can identify vocabulary about extreme sports				How many new words did I learn:
I can identify specific and general ideas in a listening exercise				_____
I can identify main ideas in a short text				
I can express possibility and uncertainty				Which expressions should I use:
I can answer specific questions using speaking cards				_____ _____ _____



THIS IS THE END

You have done a great job! You have increased your vocabulary about extreme sports; maybe in a future you can practice some of them. You can keep practicing the expressions you learned to talk about possibilities and uncertainty.

USEFUL RESOURCES

Online English Spanish dictionary:

<https://dictionary.cambridge.org/us/dictionary/english-spanish/>

Vocabulary about extreme sports and expressing possibilities:

Workbook way to go 8º, Module 4, Unit 3, Lesson 1 page 53

<http://aprende.colombiaaprende.edu.co/es/node/94010>

Grammar – Modal verbs

<https://learnenglishteens.britishcouncil.org/grammar/intermediate-grammar/modals-deduction>

ANSWER KEY

Activity 1: Wordsearch



Activity 2:

Listening task: 1

- A. Conversation 1
- B. Conversation 2

Listening task:2

- ✓ c
- ✓ a
- ✓ b
- ✓ c

Listening task: 3

- No, she is not
- No, we don't, we use must be



- Yes, she does.
- C.
- B.

Activity 4:

- a. Difficult
- b. Careful
- c. Scary
- d. dangerous

ORIENTACIONES FINALES PARA LOS PADRES DE FAMILIA

Una vez su hijo o hija haya terminado las actividades de esta guía, por favor hágale las siguientes preguntas que le permiten verificar el proceso de aprendizaje

¿Cuál fue la actividad que más disfrutaste de la guía?

¿Qué expresiones y palabras nuevas aprendiste?

¿Cuánto tiempo te tomó desarrollar la guía?

¿Cuál fue la actividad en la que tuviste mayor dificultad?

AUTHOR(S)

Name	Marcela Martínez Granada	Paola Andrea Lizarralde	Zulma Yaneth Duque Ortiz
Email	marge.7410@gmail.com	paolaliz.86@gmail.com	zulyanthd111@gmail.com
School	IE Fundadores (Riosucio)	IE Adolfo Hoyos Ocampo	IE Marmato Sede Echandía



MODULE // 4 Unit // 3 Lesson // 1

Unit » 3

Extreme Consumption

» Objectives

- » I can talk about possibility and certainty.
- » I can express conditions when talking about possible situations.
- » I can ask and answer questions on sports, technology and fashion.

In Context » Extreme Consumers

69

1. Listen »



Listen to two conversations about people who are going on an extreme sports holiday. Match the conversations with photos A and B.



A.



B.

69

2. Listen »



Listen again and choose the correct options (a-c).

- Julia is going to _____ to learn wingsuit flying.
a. San Andrés b. Vasiliki c. California
- Sara thinks that wingsuit flying _____ a dangerous sport.
a. could be b. might not be c. must be
- Juan's mum is worried because she thinks Juan _____ problems in the sea.
a. can have b. might have c. must have
- Juan is taking a _____ windsurfing course in Greece.
a. five-year b. two-day c. two-week

3. Read »



Read the email. Complete the text with words from the box.

Hi Lorena,

I've been researching good places to go mountain climbing next year. I think that Los Nevados could be a good area to visit. There are lots of different mountains to climb, but I think that El Cisne might not be as ¹ _____ because it is the lowest. My mum says that I should be ² _____ because I might have an accident. I don't agree - it looks ³ _____, but I will have a guide with me to help. I will need to stay for ten days because it could be ⁴ _____ to climb too quickly - you can get sick from the altitude. What do you think? Would you like to come with me?

Javi 😊

dangerous	difficult
careful	scary

LINKS OF IMAGENES

1. Ministerio de Educación Nacional (2016). Way to go! 8th Grade. Bogotá D.C. – Colombia. Retrieved from www.colombiaaprende.edu.co/colombiabilingue.
2. Image retrieved from <https://pixabay.com/vectors/smiley-face-grin-smile-happy-icon-304270/> with a free for commercial use license.
3. Image retrieved from <https://pixabay.com/vectors/smiley-emoticon-happy-face-icon-1635449/> with a free for commercial use license.
4. Image retrieved from <https://pixabay.com/vectors/smiley-emoticon-undecided-unsure-1635455/> with a free for commercial use license.
5. Ministerio de Educación Nacional (2016). Way to go! 8th Grade. Bogotá D.C. – Colombia. Retrieved from www.colombiaaprende.edu.co/colombiabilingue.