



"BEYOND THE CLASSROOM" ENGLISH SELF-STUDY GUIDE

School

City

Teacher's name

Student's name

Grade

8

Level

A2

ORIENTACIONES PARA LOS PADRES DE FAMILIA

Esta guía de inglés se realizó con el fin de que el estudiante pueda desarrollar las actividades en acompañamiento familiar, es decir que ustedes como acudientes deben estar al tanto del proceso formativo de su hijo y hacer un acompañamiento continuo.

El tema a tratar será: **EL MEDIO AMBIENTE**, el objetivo es aprender sobre el cuidado y protección del medio ambiente y que de esta manera describan acciones y discutan sobre el tema desarrollando las habilidades de escritura y habla. El estudiante debe practicar una hora en esta guía y la fecha de entrega será para la última semana de julio se pueden guiar en el libro Way to Go 8 disponible también en la plataforma de Colombia aprende.

La actividad 1 motivación: es acerca de una canción (La tierra – Michael Jackson), para desarrollar la habilidad de escucha, previo a esta canción, los estudiantes deben ordenar las letras para formar una palabra relacionada con el vocabulario de la misma.

La actividad 2 son dos ejercicios, en el ejercicio A- deben hacer un acróstico con alguna palabra relacionada con el medio ambiente y en el ejercicio B- deben poner la imagen según corresponda en la caja correcta.

La actividad 3 son dos ejercicios, en el A- deben poner el nombre correcto según cada imagen y en el B- deben crear una historieta en su cuaderno acerca de cómo ayudarían a cuidar el medio ambiente en su barrio y luego tomar una foto y enviarla.

La actividad 4 es para que el estudiante se autoevalúe sobre lo aprendido.

En esta guía encontrará toda la ayuda para desarrollar las actividades y links que serán el soporte para su realización, espero contar con el apoyo de todos ustedes.

Mil gracias.



WELCOME TO THIS SELF-STUDY GUIDE

This guide helps you improve vocabulary and grammar about the environment.

The activities are related to environmental concerns in *Way to Go Student Book 8* (Module 1 Unit 1 Lesson 1) and work book 8 (Module 1 Unit 1 Lesson 1). First you are going to a practice listening and vocabulary through a song, then you are going to match the picture with environmental problems (*Way to Go Student Book 8, page 10 Exercise 1*). Discuss with your partner about the things you would like to do and the things you would not like to do (*Way to Go Student Book 8, page 12 Exercise 5*). Make full sentences with *would like to* or *wouldn't like to* about each idea (*Way to Go WorkBook 8, page 3 Exercise 3*).

Topic	Skill(s)	Grammar	Vocabulary	Function(s)
Environmental Concerns	- Writing	- Simple present and future.	- Environment - Human actions to help the environment and prevent pollution.	- Describe human actions and environmental impact.

GET READY

Study time needed: 1 hour	Resources: English dictionary, notebook, pencil, PDF file of <i>Way to Go Student Book 8</i> and workbook, youtube.	Textbooks Links: - Youtube: Earth song. Michael Jackson - Way to Go Student Book 8, page 10 Exercise 1 - Way to Go WorkBook 8, page 3 Exercise 3 - Way to Go Student Book 8, page 12 Exercise 5
--	--	--

LEARNING OBJECTIVES

What will you learn/practise/reinforce with these activities?

- *To describe actions to help the*

LEARNING STRATEGIES

What can you do to achieve the objectives?

- Write each new word that you learn in your notebook and make sentences.



environment.

- *To discuss topics about the environment*
- *To explain the different ways of recycling.*

- Try to listen to movies and songs as much as possible.
- Read the grammar and write sentences according to the topic.
- Practice listening and vocabulary about the environment.
- Practice writing using simple present and future.

ACTIVITIES

1- WARM UP – SONG (5 minutes)

Listen to the song (https://www.youtube.com/watch?v=_tz3UcG2RRg) and circle the words that you hear.

Sunrise - Tree - Killing - Flowers - Stop - Sky - Blood - Moon - Earth - Planet - Flowering - Dreams - Yellow - Dead - Green - War - World - Blue - Animal - Pollution.

2- VOCABULARY TASKS (30 minutes).

a. Write an acrostic using vocabulary about the environment.


Example:

Earth is our planet
April 22nd, we celebrate
Reduce, reuse and recycle
Take pride in our planet
Help do you part

Doing a little each day helps
Animals and plants need our help
You can help every day



b. Classify the pictures 1 to 6 into 'help our planet' or 'hurt our planet'. Write the picture number in the correct box.



1*

help our planet


Empty box for classification.



4*

hurt our planet

Empty box for classification.






3- WRITING TASK (45 minutes).

a. Write the correct name for each picture.


9*



10*



11*



12*



13*



14*





- B. In your notebook create a comic about how you help the environment in your neighborhood.

Think about: the people, the place and the actions.

Think about what they are saying. Use the vocabulary from the previous activities. Use present and future tenses.

Example:

What are you going to do this weekend? (future)




I'm going to help my mother to recycle plastic at home. (future)

Do you recycle at home? (present)

Yes, I do. (present)

- C. Send the teacher a photograph of your comic.

4- EVALUATE YOUR WORK (10 minutes)

Check your progress	 Excellent! <small>15*</small>	 I can do better! <small>16*</small>	 With difficulty <small>17*</small>
I can identify vocabulary about the environment.			
I can do sentences using simple present and future.			
I can speak about environment			

THIS IS THE END

Wonderful job, I appreciate your willingness. Continue with your learning process about environmental concerns and making it real in your context by helping your neighborhood and recycling. It is important to take care of the planet. Improve your English skills practicing at home.



USEFUL RESOURCES

Online dictionary

<https://dictionary.cambridge.org/es/diccionario/ingles-espanol/>

Earth song. Michael Jackson:

https://www.youtube.com/watch?v=_tz3UcG2RRg

Way to Go Student Book 8, page 10 Exercise 1 :

<https://drive.google.com/file/d/11WHC1E99542U204WIA5xxm5VQ3iSN6St/view>

Way to Go WorkBook 8, page 3 Exercise 3:

https://drive.google.com/file/d/1a_TWfCT6bzNccSuZgVGxkPXvphDUCfPY/view

ANSWER KEY

1-Warmup

Sunrise - Killing - Stop - Blood - Earth - Flowering - Dreams - Dead - War - World.

2- Vocabulary task

b- Help planet: 1, 3, 5 - Hurt planet: 2, 4, 6.

3- Writing task

a- Earth, Recycling, Tree, Pollution, Garbage, Animals.

ORIENTACIONES FINALES PARA LOS PADRES DE FAMILIA

Al finalizar esta guía, en familia, deberán hacer una reflexión sobre lo aprendido, para ello, usted puede usar las siguientes preguntas:

¿Cómo te sentiste realizando la guía?

¿Cómo te parecieron las actividades?

¿Cuál de las actividades disfrutaste más?

¿Cuál de las actividades se te dificultó?

¿Cuéntame qué palabras nuevas aprendiste?

Según lo que aprendiste ¿cómo podríamos desde casa ayudar al medio ambiente?

AUTHOR(S)

Name	Ana Maria Quintero Ortega		
Email	199.morena@gmail.com		
School	I.E Playa Rica		



LINKS OF IMAGENES

1. Image retrieved from [with a free for commercial use license.](#)
2. Image retrieved from https://www.freepik.com/free-photo/paper-craft-design-recycle-icon_2807405.htm#page=1&query=recycle%20symbol&position=6 with a free for commercial use license.
3. Image retrieved from https://www.freepik.com/free-vector/dirty-trash-bags-rotten-food-floor_5983914.htm#page=1&query=gabrage&position=11 with a free for commercial use license.
4. Image retrieved from https://www.freepik.com/free-vector/sad-earth-concept-poster_4428236.htm#page=1&query=sick%20earth&position=2 with a free for commercial use license.
5. Image retrieved from https://www.freepik.com/free-vector/eco-background-design_1080120.htm#page=1&query=turn%20off%20lights&position=2 with a free for commercial use license.
6. Image retrieved from <https://pixabay.com/vectors/dripping-faucet-drip-drop-28936/> with a free for commercial use license.
7. Image retrieved from https://www.freepik.com/free-vector/happy-cute-little-kid-girl-watering-flower_7038073.htm#page=1&query=watering%20plants&position=2 with a free for commercial use license.
8. Image retrieved from <https://pixabay.com/photos/garbage-waste-container-waste-2729608/> with a free for commercial use license.
9. Image retrieved from <https://pixabay.com/photos/earth-blue-planet-globe-planet-11015/> with a free for commercial use license.
10. Image retrieved from <https://pixabay.com/photos/park-waste-separation-recycling-4337477/> with a free for commercial use license.
11. Image retrieved from <https://pixabay.com/photos/tree-park-autumn-fall-foliage-99852/> with a free for commercial use license.
12. Image retrieved from <https://pixabay.com/photos/coal-fired-power-plant-coal-energy-3767893/> with a free for commercial use license.
13. Image retrieved from <https://pixabay.com/photos/garbage-dustbin-waste-garbage-can-1308138/> with a free for commercial use license.
14. Image retrieved from https://www.freepik.com/free-vector/many-cutes-park_5183596.htm#page=1&query=animals&position=18 with a free for commercial use license.
15. Image retrieved from <https://pixabay.com/vectors/smiley-face-grin-smile-happy-icon-304270/> with a free for commercial use license.
16. Image retrieved from <https://pixabay.com/vectors/smiley-emoticon-happy-face-icon-1635449/> with a free for commercial use license.
17. Image retrieved from <https://pixabay.com/vectors/smiley-emoticon-undecided-unsure-1635455/> with a free for commercial use license.