



## "BEYOND THE CLASSROOM" ENGLISH SELF-STUDY GUIDE

School

City

Teacher's name

Student's name

Grade

8th

Level

A2

### ORIENTACIONES PARA LOS PADRES DE FAMILIA

Esta guía de aprendizaje de inglés para el trabajo en casa, se preparó con el fin de ayudar a su hijo o hija a reconocer e identificar vocabulario acerca de algunos adjetivos positivos y negativos para describir las cualidades de las personas; como también, ayuda a su hijo o hija a expresar un consejo en inglés después de analizar las experiencias de algunas personas. Su hijo(a) deberá dedicar una hora para desarrollar toda la guía. El trabajo aquí descrito se deriva de las actividades indicadas en la página 90 del libro del estudiante Way to Go 8, que está disponible en la plataforma Colombia Aprende, en la página institucional y como archivo PDF en sus celulares. Se adjuntó la página del libro al final para quienes no tienen acceso a internet o por alguna razón tuvieron problemas con las opciones anteriores.

- La actividad 1 es un ejercicio de práctica de vocabulario en inglés sobre algunos adjetivos positivos y negativos para describir las cualidades de las personas.
- La actividad 2 invita a su hija(o) a leer sobre comentarios de las experiencias de algunas personas descritas en un blog y los posibles consejos como respuesta a cada comentario.  
Para esto, su hijo(a) debe referirse al ejercicio 1 de la página 90 del libro del estudiante y contestar unas preguntas.
- La actividad 3 se trata de pensar en otros posibles consejos para esas mismas personas en el ejercicio anterior, y escribirlos con ayuda de la información dada (banco de adjetivos) y (caja de buenos consejos).
- Por último, la actividad 4 es para que su hija(o) auto-evalúe su proceso.

Agradecemos su colaboración supervisando que su hijo(a) complete las actividades indicadas. Al final, ustedes encontrarán una serie de preguntas de verificación de lo que su hijo(a) aprendió mediante el desarrollo de esta guía.

### WELCOME TO THIS SELF-STUDY GUIDE

This English self-study guide helps you practise giving advice to people when it is needed. All the activities are related to the topic of solving problems with others presented in Way to Go Student Book 8 Module 3 Unit 1 Lesson 1. It starts with a new vocabulary activity. Then you have to do a reading activity, answer some questions before reading and then do a matching activity. Once you finish with that, you have to do a writing activity where you have to think about some other pieces of advice in order to help those people.



Topic	Skill(s)	Grammar	Vocabulary	Function(s)
<b>Solving Problems with others.</b>	Reading and Writing	Modal Verb: Should/Shouldn't	Positive and negative adjectives to describe personal qualities	Giving advice

### GET READY

<p><b>Study time needed:</b></p> <p><b>1 hour</b></p>	<p><b>Resources:</b></p> <p><i>English dictionary, notebook, pencil, PDF file of Way to Go Student Book 8.</i></p>	<p><b>Textbooks Links:</b></p> <ul style="list-style-type: none"> <li>- <a href="#">Way to Go student Book 8, Module 3, Unit 1, Lesson 1, page 90, Exercise 1</a></li> <li>- <a href="#">Way to Go student Book 8, Module 3, Unit 1, Lesson 1, page 91, Exercise 2</a></li> </ul>
---	--	---

### LEARNING OBJECTIVES

### LEARNING STRATEGIES

<p><i>What will you learn/practise/reinforce with these activities?</i></p> <ul style="list-style-type: none"> <li>• To recognize vocabulary about positive and negative adjectives to describe personal qualities.</li> <li>• To identify specific information mentioned about some people's experiences in a reading, in order to give them pieces of advice.</li> </ul>	<p><i>What can you do to achieve the objectives?</i></p> <ul style="list-style-type: none"> <li>• Read the instructions for each task.</li> <li>• Look at the examples given. They highlighted in yellow.</li> <li>• Use the dictionary only if absolutely necessary. Use your prior knowledge and try to infer the meaning. You should not translate word by word.</li> <li>• Write on your notebook any "new learning" points discovered.</li> </ul>
--	--



## ACTIVITIES

### 1. VOCABULARY TASK ( 15 minutes )

Match the adjective to describe personal qualities with the appropriate definition. Follow the example given.

1. Lazy	_____ a. A person who shows kindness and concern for others.
2. Selfish	_____ b. Showing a readiness to give more of something.
3. Cool	_____ c. a person who is a good human being to other people.
4. Caring	_____ d. Having or showing the knowledge, ability and training to perform a certain activity or task well.
5. Generous	_____ e. Someone whose attitude and behaviors are uniquely their own.
6. Good	_____ f. Lack of consideration for others.
7. Skilled	<b>1 _____ g. A person who is unwilling to work or use energy.</b>




### 2. READING EXPERIENCES AND PIECES OF ADVICE ( 20 minutes )

Do you read blogs?    Yes \_\_\_\_\_ No \_\_\_\_\_  
 Have you ever written a comment in a blog?    Yes \_\_\_\_ No \_\_\_\_\_

Open your "Way to Go Student Book" on page 90, Exercise 1.

1. **Read** » Some teenagers are sharing their experiences online. Match the comments (1-3) with the replies (a-c).

**Forum: When People Hurt Your Feelings**  
 This topic contains 4 replies, and was updated by Susi0072 one minute ago.

 TommiCoolguy	<b>Comment 1</b> <a href="#">Like</a> · <a href="#">Reply</a> · <a href="#">1</a> · <a href="#">Feb 23, 2016 12:49 p.m.</a> My best friend is angry with me. He said that I was selfish because I didn't let him copy my homework. Now he doesn't want to speak to me any more.	<b>a. Reply to comment</b> You <b>should speak</b> to the team coach about their comments. You probably just need more practice.
 I_love_football	<b>Comment 2</b> <a href="#">Like</a> · <a href="#">Reply</a> · <a href="#">1</a> · <a href="#">Feb 24, 2016 5:10 p.m.</a> I feel really bad today. The other players in my football team say that I'm lazy and fat. They say I should run faster. They make me feel I'm a bad player.	<b>b. Reply to comment</b> You <b>should speak</b> to your mum and say you are sorry. You were rude to her. She is just worried about you. You <b>should try</b> to understand her.
 Karen2017	<b>Comment 3</b> <a href="#">Like</a> · <a href="#">Reply</a> · <a href="#">1</a> · <a href="#">Feb 27, 2016 6:00 p.m.</a> I feel bad because I argued with my mum. She said that I can't go to a party with my friends. So I said, 'It's not fair! You're ruining my life!' She started to cry. Should I say sorry or just forget about it?	<b>c. Reply to comment</b> You <b>should speak</b> to him about the importance of honesty. Copying someone's homework is never OK. Don't worry, you did the right thing.



**A. Look at the pictures and answer the following questions:**

1. How many bloggers can you see?

\_\_\_\_\_

2. What are their usernames?

\_\_\_\_\_

**B. Read the blogs and match the comments with the replies.**

Comment 1 - \_\_\_\_\_

Comment 2 - \_\_\_\_\_

Comment 3 - \_\_\_\_\_

**3. LANGUAGE AWARENESS**

We use the modal verb *Should* to give advice diplomatically.

We use ***should*** with all the subjects: I, you, he, she, it, they, we.  
***Shouldn't*** is the short form for ***should not***.

**A. Read the following sentence from exercise 1 and answer the questions:**

"You should speak to your mom and say you are sorry."

I. The word "should" in the sentence expresses:

- a. Advice
- b. Ability
- c. Permission

II. In the sentence, we use "should" after the subject or after the verb?

\_\_\_\_\_

III. To give advice we use:

- a. Should + an action
- b. Should + to + an action
- c. Should + verb with "ing".

**B. Now, read the following sentence and answer the question:**

"You shouldn't be rude to people."

I. In the statement, the word after "Should" is: \_\_\_\_\_

II. Is the statement in negative form or positive form? \_\_\_\_\_

III. The statement refers to:

- a. Ability
- b. Advice
- c. Permission



**C. PRACTICE**

**ADVICE TO STAY SAFE AND STOP THE SPREAD.**

What should or should you not do when you go back to school? Read the sentences and complete them using *should or shouldn't*.

1. You \_\_\_\_\_ cough and sneeze in your elbow.
2. You \_\_\_\_\_ throw away used tissue into the bin.
3. You \_\_\_\_\_ keep a distance with your classmates and your teachers.
4. You \_\_\_\_\_ sit next to a classmate.
5. You \_\_\_\_\_ frequently wash your hands.
6. You \_\_\_\_\_ use your classmate's pens or books.
7. You \_\_\_\_\_ always sit at the same table.
8. You \_\_\_\_\_ hug your friends.
9. You \_\_\_\_\_ play football or basketball with your friends.
10. You \_\_\_\_\_ have a bottle of water.

**4. WRITING PIECES OF ADVICE ( 20 minutes )**

- a. Go to your "Way to Go Student book" on page 91. Exercise 3. Think of some more advice for the bloggers in the previous activity. Use the expressions given in the word bank (the blue box) and the Good Advice box (the yellow one). Follow the example given about Tommi.

**Word Bank**

good daughter  
 generous friend  
 caring mum  
 attractive girl  
 skilled player  
 cool friend

Tommi Coolguy

Don't worry. You're a generous friend. I **think** you **should** suggest you do your homework together.

\_\_\_\_\_


\_\_\_\_\_

\_\_\_\_\_

**Good Advice**




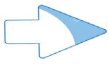
- Talk to him/her and apologize
- Invite him/her to . . .
- Practise your football skills with your dad
- Suggest you do your homework together
- Be careful when posting photos online

- b. Do you see the fourth space blank? That is because in the Good Advice box (the yellow one) there is also an advice for the following person:

<p>2*</p> <p>Susi0072</p> 	<p>Comment 4 Like · Reply ·  1 · Feb 27, 2016 7: 10 p.m.</p> <p>I posted some photos of my 15th birthday party on Facebook. One of my friends commented that I looked skinny and ridiculous in my dress. I feel really hurt.</p>	<p>d. <u>Reply to comment</u></p>
---	--	-----------------------------------

**Read about Susi's comment and write a reply with advice for her too.**

**5. EVALUATE YOUR WORK** ( 10 minutes )

CHECK YOUR PROGRESS!!!	VERY WELL 	QUITE WELL 	WITH DIFFICULTY 
I can identify vocabulary related to adjectives and use them to describe personal qualities.	3*	4*	5*
I can give pieces of advice to people when they need it.			
DISCUSS WITH YOUR PARENTS, THEN ANSWER THE FOLLOWING  QUESTIONS:	How many new words did you learn? Which ones? _____ _____ _____	Was the reading activity easy to understand? _____ _____ _____	Was the information given helpful to write new pieces of advice? _____ _____ _____

**THIS IS THE END**

Congratulations, you can do amazing things, you only need to keep on motivating yourself. Continue practicing the vocabulary about adjectives to describe personal qualities, and how to give advice. You can use the useful resources as well. Finally, don't forget to continue taking care of yourself and your family.

**USEFUL RESOURCES**

- Online English Spanish dictionary*  
 - <https://dictionary.cambridge.org/es/diccionario/espanol-ingles/>
- Vocabulary about adjectives to describe personal qualities*  
 - [Way to Go Workbook 8 page 31 Exercise 3](#)
- Grammar Modal Verb Should/Shouldn't*  
 - <https://learnenglish.britishcouncil.org/english-grammar-reference/suggestions-and-obligations>  
 - [Way to Go Workbook 8 page 31 Exercise 2](#)



## ANSWER KEY

### 1. VOCABULARY TASK

1. Lazy - g
2. Selfish - f
3. Cool - e
4. Caring - a
5. Generous - b
6. Good - c
7. Skilled - d

### 2. READING EXPERIENCES AND PIECES OF ADVICE.

#### b. WHILE READING

1. Three bloggers
2. - TommiCoolGuy  
- I\_love\_football  
- Karen2017

#### c. AFTER READING

Comment 1 - c

Comment 2 - a

Comment 3 - b

### 3. LANGUAGE AWARENESS.

A. I. a

II. after the subject

III. a

B. I. not

II. negative form

III. b

#### PRACTICE

1. Should
2. Should
3. Should
4. Shouldn't
5. Should
6. Shouldn't
7. Should
8. Shouldn't
9. Shouldn't
10. Should

### 4. WRITING PIECES OF ADVICE

**1.** Advice to I\_love\_football: Don't worry. You're a skilled player. I think you should practice your football skills with your dad.

**2.** Advice to Karen2017: Don't worry. You're a good daughter and you have a caring mum. I think you should talk to her and apologize.

**3.** Advice to Susi0072: Don't worry. You're an attractive girl. I think you should be careful with posting photos online.



## ORIENTACIONES FINALES PARA LOS PADRES DE FAMILIA

Una vez su hijo o hija haya terminado las actividades de esta guía, por favor hágale las siguientes preguntas que le permiten verificar el proceso de aprendizaje

- ¿Cuál fue la actividad que más te gustó y cuál fue la actividad que te pareció más difícil?
- Enséñame cómo se dicen en inglés algunos de los adjetivos que describen la cualidad personal de las personas.
- Enséñame cómo se dan consejos en inglés.
- ¿Cuánto tiempo te tomó desarrollar toda la guía?
- ¿Qué recursos utilizaste?

### AUTHOR(S)

Name	Paunny Andrea Portacio Cortes	Karen Margarita Mendoza Gonzalez	
Email	paunnyp@gmail.com	kamamego1@gmail.com	
School	I.E.R Hojas Anchas	I.E.R El Tambo	



Way to Go Student Book 8, page 90, exercise 1

MODULE // 3 Unit // 1 Lesson // 1

# Unit » 1

## Solving Problems With Others

### » Objectives

- » I can give advice.
- » I can apologize and admit mistakes.
- » I can talk about duties and rights.
- » I can talk about cultural characteristics.

### In Context » Giving Advice

1. **Read »** Some teenagers are sharing their experiences online. Match the comments (1-3) with the replies (a-c).

**Forum: When People Hurt Your Feelings**

This topic contains 4 replies, and was updated by Susi0072 one minute ago.

 TommiCoolguy	<b>Comment 1</b> Like · Reply ·  1 · Feb 23, 2016 12:49 p.m. My best friend is angry with me. He said that I was selfish because I didn't let him copy my homework. Now he doesn't want to speak to me any more.	<b>a. Reply to comment</b> You <b>should speak</b> to the team coach about their comments. You probably just need more practice.
 I_love_football	<b>Comment 2</b> Like · Reply ·  1 · Feb 24, 2016 5:10 p.m. I feel really bad today. The other players in my football team say that I'm lazy and fat. They say I should run faster. They make me feel I'm a bad player.	<b>b. Reply to comment</b> You <b>should speak</b> to your mum and say you are sorry. You were rude to her. She is just worried about you. You <b>should try</b> to understand her.
 Karen2017	<b>Comment 3</b> Like · Reply ·  1 · Feb 27, 2016 6:00 p.m. I feel bad because I argued with my mum. She said that I can't go to a party with my friends. So I said, 'It's not fair! You're ruining my life!' She started to cry. Should I say sorry or just forget about it?	<b>c. Reply to comment</b> You <b>should speak</b> to him about the importance of honesty. Copying someone's homework is never OK. Don't worry, you did the right thing.
 Susi0072	<b>Comment 4</b> Like · Reply ·  1 · Feb 27, 2016 7:10 p.m. I posted some photos of my 15th birthday party on Facebook. One of my friends commented that I looked skinny and ridiculous in my dress. I feel really hurt.	<b>d. Reply to comment</b>

90

2. **Write »** Think of some advice for Susi0072 in comment 4. Write a reply.  
*You should / shouldn't...*



### module 3 // Unit 1

3. **Speak** » Work with a partner. Think of some more advice for the bloggers in exercise 1. Use the expressions in the Word Bank and the Good Advice box.

**Word Bank**

good daughter  
generous friend  
caring mum  
attractive girl  
skilled player  
cool friend

Tommi Coolguy

Don't worry. You're a generous friend. I **think** you **should** suggest you do your homework together.

\_\_\_\_\_

\_\_\_\_\_

\_\_\_\_\_

**Good Advice**

- Talk to him/her and apologize
- Invite him/her to ...
- Practise your football skills with your dad
- Suggest you do your homework together
- Be careful when posting photos online

4. **Read** » Match the photos (A-D) with the incidents 1-4.



1. You said a bad word to your teacher because she told you to be quiet.
2. It is 7.00 p.m. You forgot that today was your best friend's birthday.
3. You said something insensitive to friend A about friend B. Friend B was listening to you.
4. You laughed at a girl's accent because she is from another region of the country.

5. **Speak** » Work with a partner. Apologize for the mistakes in exercise 4 and suggest a solution.

I'm sorry for forgetting your birthday. Could I buy you an ice-cream?

**Useful Expressions**

**Apologizing**

*I'm sorry. I didn't mean to ...*      *I'm sorry for being so insensitive ...*

*I apologize for saying that ...*      *What I said the other day was rude ...*

6. **Speak** » Read the definition of emotional intelligence. Discuss the questions.

- a. Do Colombian people have emotional intelligence?
- b. Do you think you have emotional intelligence?
- c. Does emotional intelligence help you to be a good citizen?

Emotional intelligence is the ability to understand, control and express your emotions. It helps you to be a good person and a good citizen.



module 3 // Unit 1

# Unit »1

## Solving Problems With Others

**Word Bank**  
 apologize  
 understand  
 patient  
 practice  
 rude

### Lesson 1 » Giving Advice

1. Read the conversations and replace the words or phrases in *italics* with words from the Word Bank.

1 Sally: I did something really bad today. I was angry and insulted Pablo.  
 Maria: Oh dear. You should *say you're sorry* to Pablo. \_\_\_\_\_

Luna: My Dad is really short-tempered. He gets angry nearly all the time.

2 Tim: You should tell him to relax and be more *tolerant*. \_\_\_\_\_

3 German: My parents are always angry and telling me not to talk so much on my smartphone. They don't understand my generation!

Ariel: You could sit down and tell them why you use your smartphone so much. It might help them *comprehend* your position. \_\_\_\_\_

4 Matt: I really want to be the captain of the basketball team next year, but I don't think the coach will choose me!

Helen: You should *train* more. If you show that you are dedicated, the coach will respect that. *practice* \_\_\_\_\_

2. Use *you should...*, *you shouldn't...* or *you could...* to give different advice for the problems mentioned above.

- You should learn to control your anger.* \_\_\_\_\_
- \_\_\_\_\_
- \_\_\_\_\_
- \_\_\_\_\_

3. Find the positive and negative personality traits and complete the table.

Positive qualities	Negative qualities
k	<i>aggressive</i>
p	a
s	r
u	i

U	I	S	H	D	F	C	B	W	Q	S	I	L
M	N	O	P	A	I	K	Y	R	T	B	K	U
G	T	D	O	N	H	P	T	E	T	F	M	B
R	O	E	G	B	O	H	K	I	N	D	M	
T	L	U	L	R	J	L	C	G	E	V	M	N
Y	E	J	Y	Y	S	I	I	K	Y	F	R	C
U	R	B	U	K	G	T	R	B	H	N	G	U
I	A	E	F	T	H	E	A	M	J	U	G	T
P	N	B	R	H	J	M	L	N	O	U	Y	T
Q	T	E	T	I	O	P	R	U	D	E	H	V
V	P	J	T	V	D	E	T	X	M	I	L	E
B	K	U	Y	T	R	I	O	H	T	Q	N	K
A	G	G	R	E	S	S	I	V	E	E	J	G



## LINKS OF IMAGENES

1. Ministerio de Educación Nacional (2016). Way to go! 8th Grade. Bogotá D.C. – Colombia. P. 90. Retrieved from [www.colombiaaprende.edu.co/colombiabilingue](http://www.colombiaaprende.edu.co/colombiabilingue).
2. Ministerio de Educación Nacional (2016). Way to go! 8th Grade. Bogotá D.C. – Colombia. P. 91. Retrieved from [www.colombiaaprende.edu.co/colombiabilingue](http://www.colombiaaprende.edu.co/colombiabilingue).
3. Image retrieved from <https://pixabay.com/vectors/smiley-face-grin-smile-happy-icon-304270/> with a free for commercial use license.
4. Image retrieved from <https://pixabay.com/vectors/smiley-emoticon-happy-face-icon-1635449/> with a free for commercial use license.
5. Image retrieved from <https://pixabay.com/vectors/smiley-emoticon-undecided-unsure-1635455/> with a free for commercial use license.