



“BEYOND THE CLASSROOM” ENGLISH SELF-STUDY GUIDE

School

City

Teacher's name

Student's name

Grade

8

Level

A1

ORIENTACIONES PARA LOS PADRES DE FAMILIA

Apreciados padres de familia y/o acudientes.

Procurando mejorar el trabajo de nuestros estudiantes en casa se ha diseñado esta guía de aprendizaje de inglés sobre los cuidados del medio ambiente, para desarrollar en su hogar. Su hijo deberá dedicar una hora para realizar toda la guía. El tema está tomado del libro Way to go 8 página 24 - 25. Al final encontrará una fotocopia de las páginas del libro para quienes no tienen acceso a internet.

En la actividad 1 (Vocabulario) encontrará una lista de palabras relacionadas con desechos que deberá solucionar en la sopa de letras.

En la actividad 2 (Vocabulario) deberá ubicar las palabras encontradas en el ejercicio anterior debajo de la caneca correspondiente.

En la actividad 3 (Lectura) el estudiante realizará ejercicios de comprensión de lectura literal en el cual deberá inicialmente leer el texto y colocar el subtítulo que le corresponde a cada párrafo, después leerá nuevamente el texto y deberá escoger la opción correcta a las preguntas suministradas. Luego deberá analizar las expresiones que se encuentran en la lectura para dar sugerencias y contestar unas preguntas.

En la actividad 4, Como parte de la actividad de escritura, anotarán dos oraciones donde expresen qué pueden hacer para contribuir al cuidado del medio ambiente.

Finalmente harán un folleto para expresar a los demás ideas para el cuidado del mismo en la comunidad

Desarrolladas todas las actividades, el estudiante se hará una autoevaluación de su desempeño y compartirá con ustedes el aprendizaje obtenido, respondiendo las preguntas que les hará sobre todo el trabajo realizado.

Al final de la guía también encontrará un cuadro de respuestas para que pueda revisar como lo hizo él en el desarrollo de la guía.

WELCOME TO THIS SELF-STUDY GUIDE

This English self-study guide will help you practice to make suggestions in writing form to take care of our environment. All of the activities are related to the topic of changing lifestyles presented in the Way To Go students book 8 module 1 unit 2 lesson 2.

Pay attention what you have to do:

- It starts with some vocabulary activities.
- Then you have to read a text and answer some questions



- Read the text again and find about the languages used to make suggestions.
- After that, you'll write sentences making suggestions to people to take care of the environment.
- Finally you will design an information leaflet with at least three suggestions to improve our environmental practises.
- At the end you can check your progress by putting (X) if you consider you did it **very well**, **quite well**, or if you **have to review** your activities.

Topic	Skill(s)	Grammar	Vocabulary	Function(s)
CHANGING LIFESTYLES	Reading and writing	Making suggestions (by + gerund)	Negative items for the environment	Making suggestions to protect the environment

GET READY

Study time needed: 2 hours	Resources: <i>English dictionary, notebook, pencil, papers, glue, pictures, markers, photocopies of some pages of the book.</i>	Textbooks Links: -Way to Go Student Book 8,page 24 Exercise 4 -Way to Go Student Book 8, page 25 Exercise 6
---	---	--

LEARNING OBJECTIVES

What will you learn/practise/reinforce with these activities?

- To recognise vocabulary related to things we throw away.
- To write an information leaflet with at least three suggestions to improve our environmental practises.
- To identify information related to suggestions by helping the environment.

LEARNING STRATEGIES

What can you do to achieve the objectives?

- Read carefully all the instructions for each task.
- Look at the examples given. They are provided in each of the tasks. And they are highlighted in yellow.
- Use your prior knowledge and try to infer the meaning. You should not translate word by word. Use your dictionary if absolutely necessary.
- Write on your notebook any "new" learning points discovered.
- Write in your notebook any "new" words and their meaning in English and an example that will help you to remember and use it in the future.



ACTIVITIES

1. VOCABULARY TASKS (15 min) -

We consume a lot of rubbish. These are some of the trash we throw away and don't recycle. Find the nine words in the word search.

Things that we throw away

S	E	L	T	T	O	B	S	S	A	L	G	Z	P
N	M	K	S	A	S	A	A	S	N	S	O	T	E
N	O	I	E	N	I	G	M	O	C	S	E	G	E
A	B	P	I	P	M	P	N	M	S	K	N	O	L
C	I	A	R	S	O	P	R	S	C	P	A	A	I
A	L	T	E	C	G	T	E	A	S	N	P	T	N
E	E	R	T	T	B	B	P	K	N	A	P	S	G
A	P	S	T	E	C	P	A	R	W	P	I	O	S
N	H	P	A	B	S	O	P	S	R	K	E	A	S
I	O	C	B	I	C	L	S	L	P	I	S	A	G
G	N	N	R	S	A	I	W	E	B	N	A	R	P
A	E	C	L	N	E	B	E	E	Z	S	A	P	N
A	M	A	G	A	Z	I	N	E	S	L	S	S	K
A	S	P	E	E	A	P	K	S	E	S	P	P	I

BATTERIES

CRISPPACKET

GLASSBOTTLES

MAGAZINES

MOBILEPHONE

NAPKIN

NEWSPAPER

PEELINGS

NAPPIES



1.1 We can help the environment by recycling. Instead of throwing the previous items away, help me recycle them. Label the bins and classify the items you found in exercise one in the correct bin.

1

Word Bank
e-waste recycling organic waste rubbish



MAGAZINES



2 . READING TASKS- Get the gist

Many teenagers around Colombia worry about the environmental problems. **You can do it too!** Read the article about eco-solutions given by kids from different parts of Colombia. Label the paragraphs with the expressions. (15 minutes)

2

Save energy Save water Reduce waste

Travelling Eco-footprint

Our ecological footprint follows us everywhere. When we travel, we have an impact on the places we visit. Even when we go on holiday, we still have a responsibility to be eco-friendly. Learn to be an eco-friendly traveller by following this advice from local kids.

a. _____
Tanacio, from Sierra Nevada

I live in a Kogui community in Sierra Nevada. I take care of the rivers in the mountains by using natural soaps to wash our clothes. Tourists can help to keep our rivers clean by not using polluting cleaning products when they visit us.



b. _____
Jerónimo from Palomino, Guajira

I help reduce waste in my community by recycling plastic bottles. When tourists come, they buy a lot of water and throw away the empty bottles. Tourists can help by putting their bottles in the recycling bins in our town.



c. _____
Mayra from Valledupar

Valledupar is very hot, so it's important to plant trees because they provide oxygen and shade. We all plant trees near the house because they keep the area cool. When you come to Valledupar, you can help by turning off the air-conditioning when you leave your hotel room.

2.1 READING TASKS - LITERAL reading (15 minutes)

There is one example for you



1. Who is talking about saving energy?	a. Tanacio b. Jeronim o c. Mayra
2. Who is talking about saving water?	a. Tanacio b. Jeronim o c. Mayra
3. Who is talking about reducing waste?	a. Tanacio B. Jeronimo C. Mayra
4. Who takes care of the environment by using natural soaps to wash clothes?	a. Tanacio B. Jeronimo C. Mayra
5. Who plants trees near the house to keep the area cool?	a. Tanacio b. Jeronim o c. Mayra

Read the article about eco-solutions “traveling eco-footprint” again. Then choose the correct option.

2.2. Reading task: Inferential reading (15 minutes)

6. Which eco- solution is mentioned in the article to reduce waste?
 - a. Recycling all waste material.
 - b. Recycling plastic bags.
 - c. Recycling water bottles.

7. What is the writer trying to do in this article?
 - a. Talk about the places where they live.
 - b. Make suggestions on ways people can protect the environment.
 - c. Explain how people can visit the places.

2.3 Match the two parts of the sentence.

1. Tourists can help to keep **2** **1** A. by putting the bottles in the our rivers clean recycling bin
2. Tourist can help _____ B. by turning off the air-conditioning
3. You can help _____ C. by not using polluting cleaning products

2.4 What is one way someone can make a suggestion?

- A. By using the word “by” and adding a gerund.



- B. By using the verb in infinitive
- C. By using If + verb in present

3. Writing task (25 minutes)

3.1 Now you are ready to make suggestions. Write other two sentences about how you can help the environment.

Example: **I can save energy by turning off the lights when I am not in the room.**

3.2 Be creative!(25 minutes) In this part you are going to create an information leaflet with at least five suggestions to make your neighbourhood "greener". Use the reading information and the expressions in the list.

<p>It's important to...</p> <p>Stop -ing...</p> <p>Think about...</p> <p>We can...</p> <p>Start -ing...</p>	<p>Think about recycling - Start using different coloured bins - Stop waste water - Taking care of the Earth - -Reuse things - recycle all newspaper and plastic - use cloth bags instead of plastic ones - pick up garbage - never litter the sidewalk - take out the trash - turn off the tap - use plastic bottles as plants pot - use the paper of both sides - turning off lights or equipment -</p>
---	---

Prepare your Leaflet

Follow these steps:

- Fold the paper in three sections
- Write a heading like the image
- Include the information in each art of the paper
- Include attractive picture

3

It's important to ...

Stop -ing ...




Think about ...

We can ...

Start -ing ...





CHECK YOUR PROGRESS	4 	5 	6 	7 
	DO IT VERY WELL	DO IT QUITE WELL	IT'S TIME TO REVIEW	SHARE YOUR KNOWLEDGE
can recognise good and bad environmental practices.				Tell your parents how to use recycling bins properly.
can read and identify main ideas in a text.				Tell your parents, at least 2 ideas you can remember from the text passage "Way to Go Student Book 8", page 25
can make suggestions to improve environmental practices.				Recommend to your parents three things to do at home to take care the environment

4. ASSESSMENT TASKS (10 min)

THIS IS THE END

This is amazing! You made it to the end, you finish already this Self-study guide. Keep on learning more expressions about the care of the environment. You can also continue learning with the next links

USEFUL RESOURCES



<https://learnenglishteens.britishcouncil.org/study-break/youtubers/cutting-down-waste>

Online English - Spanish dictionary

<https://dictionary.cambridge.org/es/diccionario/ingles-espanol/>

Vocabulary games:

<https://learnenglishkids.britishcouncil.org/games/clean-and-green>

ANSWER KEY

1. Vocabulary Task.

1.1 Recycling: (Magazines, Glass Bottle, Newspaper)
 Organic Waste:(Peeling)
 Rubbish:(Crisp Packet, Napkin, Nappies)
 E- Waste:(Batteries, Mobile Phone)

2. Reading Task

A: Save Water
 C: Save Energy

B: Reduce Waste

2.1 Reading Task: Literal reading

- 1. C 4.A
- 2. A 5.C
- 3. B

2.2. Reading task: Inferential reading

- 6.C 7.B

2.3 A

2.4

1.C

2.A

3.B

3.1 Writing task. Answers vary

Things that we throw away

S	E	L	T	T	O	B	S	S	A	L	G	Z	P	BATTERIES
N	M	K	S	A	S	A	A	S	N	S	O	T	E	CRISPPACKET
N	O	I	E	N	I	G	M	O	C	S	E	G	E	GLASSBOTTLES
A	B	P	I	P	M	P	N	M	S	K	N	O	L	MAGAZINES
C	I	A	R	S	O	P	R	S	C	P	A	A	I	MOBILEPHONE
A	L	T	E	C	G	T	E	A	S	N	P	T	N	NAPKIN
E	E	R	T	T	B	B	P	K	N	A	P	S	G	NEWSPAPER
A	P	S	T	E	C	P	A	R	W	P	I	O	S	PEELINGS
N	H	P	A	B	S	O	P	S	R	K	E	A	S	NAPPIES
I	O	C	B	I	C	L	S	L	P	I	S	A	G	
G	N	N	R	S	A	I	W	E	B	N	A	R	P	
A	E	C	L	N	E	B	E	E	Z	S	A	P	N	
A	M	A	G	A	Z	I	N	E	S	L	S	S	K	
A	S	P	E	E	A	P	K	S	E	S	P	P	I	

ORIENTACIONES FINALES PARA LOS PADRES DE FAMILIA

Cuando su hijo finalice las actividades de la guía, por favor hágale las siguientes preguntas para verificar el proceso de aprendizaje.

- ¿Cuál fue la actividad que más te gustó y cuál te pareció más difícil?
- ¿Que indican los colores de las canecitas y qué desechos debemos colocar en cada una?
- ¿Qué más podemos hacer para cuidar el medio ambiente? - Enseñame como hago una sugerencia en inglés
- ¿Cuánto tiempo te demoraste en realizar la guía?
- ¿Qué materiales utilizaste para hacer el folleto?

AUTHOR(S)

Name	Dexy Barros Fontalvo	Manuel Garcia Ortiz	
Email	dexbaft@gmail.com	magaor1224@gmail.com	



La educación
es de todos

Mineducación



School	I.E. TECNICA DE PROMOCION SOCIAL	I.E. TECNICA AGROPECUARIA RURAL DE CONEJO	
--------	----------------------------------	---	--



LINKS OF IMAGES

1. Ministerio de Educación Nacional (2016). Way to go! 8th Grade. Bogotá D.C. – Colombia. Retrieved from www.colombiaaprende.edu.co/colombiabilingue.
2. Ministerio de Educación Nacional (2016). Way to go! 8th Grade. Bogotá D.C. – Colombia. Retrieved from www.colombiaaprende.edu.co/colombiabilingue.
3. Ministerio de Educación Nacional (2016). Way to go! 8th Grade. Bogotá D.C. – Colombia. Retrieved from www.colombiaaprende.edu.co/colombiabilingue.
4. Image retrieved from <https://pixabay.com/vectors/smiley-face-grin-smile-happy-icon-304270/> with a free for commercial use license.
5. Image retrieved from <https://pixabay.com/vectors/smiley-emoticon-happy-face-icon-1635449/> with a free for commercial use license.
6. Image retrieved from <https://pixabay.com/vectors/smiley-emoticon-undecided-unsure-1635455/> with a free for commercial use license.
7. Image retrieved from <https://pixabay.com/photos/family-photo-happiness-parents-827763/> with a free for commercial use license.