

“BEYOND THE CLASSROOM” ENGLISH SELF-STUDY GUIDE

School

City

Teacher's name

Student's name

Grade

9th

Level

A1

ORIENTACIONES PARA LOS PADRES DE FAMILIA

Esta guía de aprendizaje de inglés para el trabajo en casa se preparó con el fin de ayudar a su hijo o hija a repasar vocabulario sobre los miembros de la familia, con el fin de aprender a reconocer quienes conforman su entorno; para lo cual su hijo (a) deberá dedicar dos horas para desarrollar toda la guía.

El trabajo aquí descrito se relaciona con la página 22 del libro del estudiante English Please 9, que está disponible en la plataforma Colombia Aprende. Se adjuntó la página del libro al final de la guía.

Para quienes no tienen acceso a internet se compartirá el archivo en físico.

- La actividad 1: son dos ejercicios de práctica de vocabulario en inglés:

- Completar el nombre de cada uno de los miembros de la familia de acuerdo a la fotografía vista.
- Clasificación de acuerdo al género y al número, teniendo en cuenta el banco de palabras.

- La actividad 2: El trabajo aquí descrito se relaciona con las páginas 27 y 28 del libro del estudiante English Please 9, que está disponible en la plataforma Colombia Aprende. Son 2 actividades relacionadas con el vocabulario de los miembros de la familia.

- Completar la información en el cuaderno o en la guía observando el árbol familiar de la familia Williams
- Responder las preguntas que se plantean de acuerdo a su familia.
- El estudiante deberá realizar un dibujo en un pliego de papel craft del árbol genealógico como se muestra en la página 28 y luego con la ayuda de fotografías personales de su familia las irá ubicando de acuerdo a su composición familiar. Así mismo para finalizar esta actividad deberá usar como modelo las preguntas del numeral 5 y 6 de la página 27 y luego crear sus propias preguntas con su árbol genealógico.

-La actividad 3: El trabajo aquí descrito se relaciona con la página 28 del libro del estudiante English Please 9, que está disponible en la plataforma Colombia Aprende. Son 2 actividades relacionadas con la escritura de un correo electrónico.

- Realizar la lectura de la familia de Sandy y encerrar con un círculo con un color los posesivos sajones ('s) que encuentre en el texto.
- Realizar la lectura del correo electrónico que Anna le escribe a su amigo Danny presentándole su familia
- Redactar un correo electrónico en el que le describa a un amigo el árbol familiar que hizo



en la actividad anterior (esquema papel craf). Para esto se puede orientar en el texto de ejemplo: Mail to Danny

- Por último, la actividad 4 es para que su hijo(a) autoevalúe lo aprendido.

Además, se ofrecen ejemplos de las actividades, las respuestas correctas y recursos adicionales de apoyo. Agradecemos su colaboración supervisando que su hijo(a) complete las actividades indicadas. Al final, ustedes encontrarán una serie de preguntas de verificación de lo que su hijo(a) aprendió mediante el desarrollo de esta guía.

WELCOME TO THIS SELF-STUDY GUIDE

This English self-study guide helps you practise to give opinions in written form. All the activities are related to the topic related to family members in English please Student Book 9 module 1. It starts with some vocabulary revision and activities based on family members. Then, they have to answer some questions about the language used and write a text about their family, using vocabulary related to family members, possessive adjectives and possessive 's. You can use the text "My Lovely Family" as a reference.

Topic	Skill(s)	Grammar	Vocabulary	Function(s)
My Family	Writing, speaking	Possessive adjectives Possessive 's	Family members	Describing your family.

GET READY

Study time needed: 2 hours	Resources: <i>English dictionary, notebook, pencil, colors, markers, pictures, images, craft paper, pdf file and English please book 9</i>	Textbooks Links: - English Please! Page, 22, 27 ,28
---	--	---

LEARNING OBJECTIVES

What will you learn/practise/reinforce with these activities?

- To describe your family tree orally.
- To talk about your family members and who are they?
- To know about other people's family members.
- To self assess your understanding writing an email.

LEARNING STRATEGIES

What can you do to achieve the objectives?


- Read the instructions for each task.
- Look at the examples given.
- Use the dictionary only if absolutely necessary.
- Use your prior knowledge and try to infer the meaning.
- You should not translate word by word.



ACTIVITIES

1. VOCABULARY TASKS (20 minutes)

a. Look at the picture and write the family members on each box






2. LANGUAGE TASKS

a. Look at the family tree and choose the correct name

The Williams Family



1. Steve's father is A. George **B. Donald** C. Peter
2. Lauren's grandmother is A. Gloria B. Rudy C. Lilly
3. George's son is A. Joe B. Steve C. Michael
4. Lucy's parents are A. George and Lilly B. Donald and Rudy C. Steve and Gloria
5. Donald's wife is A. Lola B. Rudy C. Gloria
6. Donald and Rudy's children are A. Michael and Lucy B. George and Lilly C. Steve and Lilly
7. Sarah's brother is A. Kevin B. Michael C. Joe

b. Complete the following questionnaire with your information

1. What are your parents' names? My parents' names are Fernanda and Iván
2. What are your siblings' names? _____
3. What is your cousin's name? _____
4. What is your grandfather's name? _____
5. What are your grandparents' sons' names? _____
6. What is your aunt's name? _____
7. What is your grandmother's daughter's name? _____
8. What is your grandmother's name? _____



c. Make your family tree in craft paper (poster), use pictures of your family members. You can see an example on page 28 from the English Please book. Then pay attention to the activities 5 and 6 on page 27 from the English Please book. Write some questions like those according to your family tree information. **(you should take photos during the process step by step and your final version poster, then you will send the evidence by whatsapp or e-mail to your teacher)**

3. SKILLS TASKS

a. Read the following text about Sandy's family, then circle with a color the possessives 's that you find.

Hi, I'm Sandy and this is my family tree. My parents are Nancy and José. They are good parents. I'm an only child, but I have two twin cousins. Carlos is very clever and Cesar is funny. They are my Aunt Patricia's sons. She is very nice. Uncle James is their father. My mum's brother is Tom and he is single. He's my favourite uncle. He's great. Doris and William are married. They are my father's parents. Martha and Juan are my mother's parents. They are divorced. My grandmothers are both lovely and kind. My grandfathers are amazing!!

b. Read the following email about Anna's family.

Hello Danny!

I am thirteen years old and I am from La Vega, Cundinamarca. I am going to introduce you to my lovely family. It is quite big and we are very happy.

My mother's name is Laura and my father's is Peter. My mother is very tender and smart. My father is a funny and intelligent person.

My parents have got four children. There's my brother Tomás, my baby brother David, my sister Clara and me. Tomás is a sweet boy who loves playing and being with me all the time. He is only three years old so he attends the kindergarten. My younger brother, David, is a seven-month baby but he is full of personality. He likes being at my father's cellphone and he never disposes of Eddy, his bunny. And my older sister, Clara, she is very kind and lovely. She is sixteen years old

My father has got a sister. Her name is Olivia and she is my aunt. My mother has got two brothers. Their names are Ricardo and William and they are my uncles.




I have also got my grandparents and my cousins Jacobo, Kevin and Carolina.

What about your family? Write back soon!

Anna

c. Write an email to your friend introducing your family. Use the information of your family tree (activity 2 - c) Pay attention to the example above "Email to Danny from Anna".

4. EVALUATE YOUR WORK

Check your progress!	 4*	 5*	 6*	Discuss with your parents, then answer the questions below
	Very well	Quite well	With difficulty	
I can identify the family members.				How many new words did you learn? _____
I can use the possessive adjectives correctly.				Which are the possessive adjectives? _____

THIS IS THE END

Congratulations, you can do an amazing writing about your family and create a poster of your family tree. Continue practicing vocabulary about family members and relatives. Additionally, possessive adjectives. You can check the useful resources as well.



USEFUL RESOURCES

Online English Spanish dictionary

- <https://dictionary.cambridge.org/es/diccionario/ingles-espanol/>

Vocabulary about family members

[English Please 9 page 23 Exercises 1 and 2](#)

Grammar - Possessive adjectives

[Possessive Adjectives](#)

ANSWER KEY

Activity 1.

- a. 1. Sister / daughter 2. Grandfather 3. Grandmother 4. Baby 5. father / dad / husband
6. Mother / mum / wife 7. Brother / son 8. Cat (pet) 9. Dog (pet)
- b. Male: husband, uncle, grandfather, son Female: wife, daughter, grandmother, aunt
Plural: parents, grandchildren.

Activity 2:

- a. 1. Donald 2. Rudy 3. Michael 4. George and Lilly 5. Rudy 6. Steve and Lilly 7. Kevin
b. Own answer
c. Own answer (poster)

Activity 3:

- a. Patricia's son, my mum's brother, my father's parents, my mother's parents.
b. Reading
c. Own answer

ORIENTACIONES FINALES PARA LOS PADRES DE FAMILIA

Una vez su hijo o hija haya terminado las actividades de esta guía, por favor hágale las siguientes preguntas que le permiten verificar el proceso de aprendizaje

- ¿Cuál fue la actividad que más te gustó y cuál fue la actividad que te pareció más difícil?
- Enséñame cómo se dicen en inglés algunos de los miembros de la familia que aprendiste.
- Enséñame cuál es tu árbol genealógico en inglés
- ¿Cuánto tiempo te tomó desarrollar toda la guía?
- ¿Qué recursos utilizaste?

AUTHOR(S)

Name	Erika Quintero	Dario Rojas	Flor Andrea Uribe Mora
Email	yerikq182@gmail.com	yecidingles2020@gmail.com	andreaur06@gmail.com
School	IED Nuestra Señora del Tránsito - Guachetá	I.E.D TECNOLOGICO DE MADRID	IED Luis Alfonso Valbuena Ulloa



Annex English please Student Book 9

7*

4

Lesson 4

Focus on vocabulary

Get Ready!

1. Write the family members in your notebook.



2. Find more family members and complete the chart in your notebook.



Female	Male	Plural

3. Match the sentences a-d to the pictures 1-4.

- a. She's my aunt. Her name's Anna.
- b. We're from Venezuela. Our family is very big.
- c. They're Jusnita, Luis and Pedro. Their parents are Lucía and Paul.
- d. I'm an only child. My family is very small.



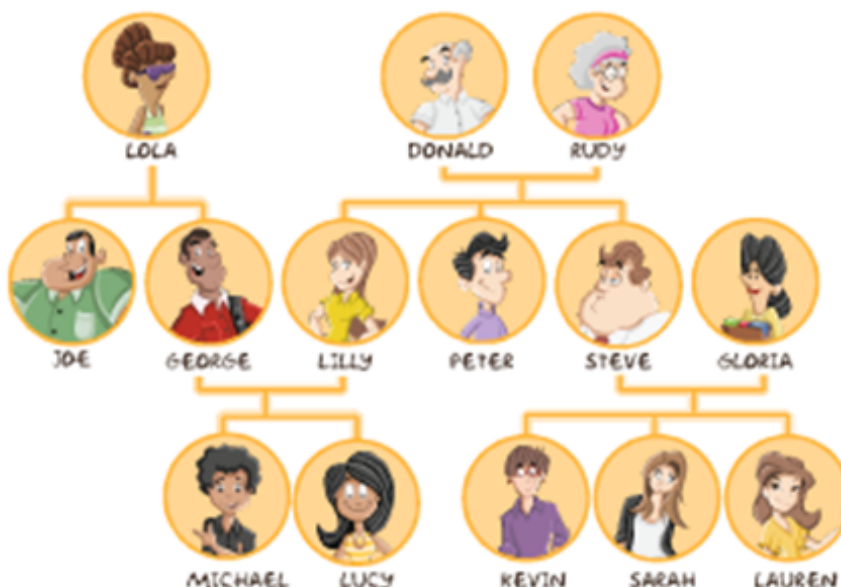


Focus on language

4. Look at the Williams family tree and choose the correct name.

- 1. Lucy's grandmother is A. Rudy B. Lilly C. Gloria
- 2. Kevin's uncle is A. Steve B. Peter C. Joe
- 3. Lola's granddaughter is A. Lucy B. Sarah C. Lauren
- 4. Gloria's husband is A. Joe B. George C. Steve
- 5. Sarah's parents are A. Lilly and Peter B. Steve and Gloria C. Donald and Rudy

The Williams Family



Useful language

- a. How do you say these sentences in Spanish?
- b. Look at the apostrophe s in all the sentences, e.g., Lucy's father.

Important!

- ✗ George is the father of Lucy.
- ✓ George is Lucy's father.

5. In your notebook, write sentences to answer the questions.

- a. Who are Michael's parents? *George and Lilly are Michael's parents.*
- b. Who is Joe's nephew? _____
- c. Who is Steve's sister? _____
- d. Who are Sarah's grandparents? _____
- e. Who is Lola's granddaughter? _____

6. Write sentences with the names and people.

- a. 'Lilly is my daughter.' (Donald) *Donald is Lilly's father.*
- b. 'Lauren is my sister.' (Kevin) *Kevin is _____*
- c. 'Donald is my grandfather.' (Michael) _____
- d. 'George is my husband.' (Lilly) _____
- e. 'Rudy is my mother.' (Peter) _____



5

Lesson 5

Read

7. Read about Sandy's family and complete her family tree in your notebook.

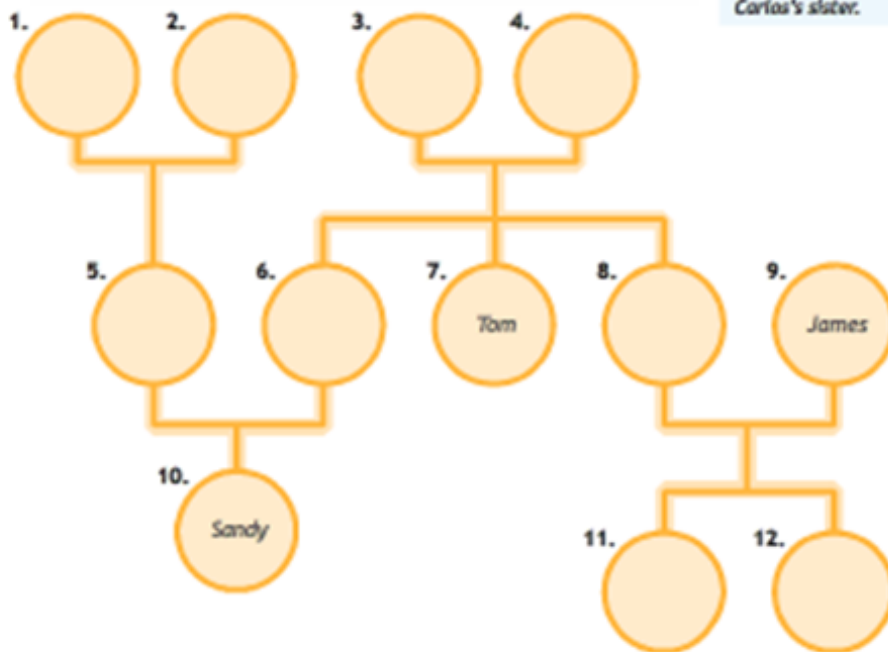
Hi, I'm Sandy and this is my family tree. My parents are Nancy and José. They are good parents. I'm an only child, but I have two twin cousins. Carlos is very clever and Cesar is funny. They are my Aunt Patricia's sons. She is very nice. Uncle James is their father. My mum's brother is Tom and he is single. He's my favourite uncle. He's great. Doris and William are married. They are my father's parents. Martha and Juan are my mother's parents. They are divorced. My grandmothers are both lovely and kind. My grandfathers are amazing!!

Glossary

- twin = gemelo/a
- single = soltero/a
- married = casado/a
- divorced = divorciado/a

8. Say it!

Listen and repeat.
When we add 's' to singular words that end in 's', we add an extra syllable at the end of the word.
Carlos's sister.



26 9. Listen and repeat these sentences.

- a. Richard's brother is Ken.
- b. My father's family is big.
- c. Jenny is Carlos's sister.
- d. The children's aunts are in the park.
- e. Chris's niece is my daughter.



LINKS OF IMAGENES

1. Ministerio de Educación Nacional (n.d). English, please! 1 Fast Track. Bogotá D.C. – Colombia.P 22. Retrieved from www.colombiaaprende.edu.co/colombiabilingue.
2. Ministerio de Educación Nacional (n.d). English, please! 1 Fast Track. Bogotá D.C. – Colombia.P 27. Retrieved from www.colombiaaprende.edu.co/colombiabilingue.
3. Ministerio de Educación Nacional (n.d). English, please! 1 Fast Track. Bogotá D.C. – Colombia.P 27. Retrieved from www.colombiaaprende.edu.co/colombiabilingue.
4. Image retrieved from <https://pixabay.com/vectors/smiley-face-grin-smile-happy-icon-304270/> with a free for commercial use license.
5. Image retrieved from <https://pixabay.com/vectors/smiley-emoicon-happy-face-icon-1635449/> with a free for commercial use license.
- 6 Image retrieved from <https://pixabay.com/vectors/smiley-emoicon-undecided-unsure-1635455/> with a free for commercial use license.
7. Ministerio de Educación Nacional (n.d). English, please! 1 Fast Track. Bogotá D.C. – Colombia.P 22. Retrieved from www.colombiaaprende.edu.co/colombiabilingue.
8. Ministerio de Educación Nacional (n.d). English, please! 1 Fast Track. Bogotá D.C. – Colombia.P 27. Retrieved from www.colombiaaprende.edu.co/colombiabilingue.
9. Ministerio de Educación Nacional (n.d). English, please! 1 Fast Track. Bogotá D.C. – Colombia.P 28. Retrieved from www.colombiaaprende.edu.co/colombiabilingue.