



La educación
es de todos

Mineducación



"BEYOND THE CLASSROOM" ENGLISH SELF-STUDY GUIDE

School

City

Teacher's name

Student's name

Grade

9th

Level

A1

ORIENTACIONES PARA LOS PADRES DE FAMILIA

Apreciados padres de familia, recuerden que su apoyo es parte fundamental, en el proceso de aprendizaje de sus hijos. Esta guía de trabajo está basada en el libro English Please Student's Book 1. Módulo 3, How we live: what we eat (páginas 87,88,94,98); que está disponible en la plataforma de Colombia Aprende.

Para el desarrollo de esta actividad está estimado para una hora y 30 minutos.

El propósito de esta guía es afianzar y enfatizar en vocabulario de comidas, resolver preguntas sobre cantidades e identificar algunos aspectos de la cultura colombiana en referencia a platos típicos, también tu podrás trabajar en un mini-proyecto para reforzar tu aprendizaje. De la misma manera, se incluirán algunos recursos adicionales de consulta, así como el cuadro con respuestas de los ejercicios, para verificar después de desarrollarlos.

Orden de la guía

1. Vocabulario y uso de lenguaje: Actividad de reconocimiento de palabras clave y uso de las mismas.
2. Lectura: Ejercicio de comprensión de lectura relacionado comida típica.
3. Escritura. Redacción de párrafo corto sobre una comida de la región incluyendo ingredientes.
4. Actividad hablada extra (Mini- proyecto lapbook). Uso de la creatividad y fortalecimiento de competencia comunicativa.
5. Autoevaluación. Reflexión frente a lo aprendido en la guía.

Agradecemos su acompañamiento, en la solución de la guía propuesta, con el fin de verificar los aprendizajes logrados por su hijo (a).



WELCOME TO THIS SELF-STUDY GUIDE

Welcome to this guide which includes different skills to reinforce related to the topic of food. At the same time, a mini-project will be included to enhance your learning. This guide is based on English Please! Student's Book 1. Module 3, pages 87,88,94,98

Topic	Skill(s)	Grammar	Vocabulary	Function(s)
What we eat	Reading Writing Speaking	Countable and uncountable nouns	Food and containers	Talking about typical food

GET READY

Study time needed: 1 hour and 30 minutes	Resources: -English dictionary, Notebook, Mobile Phone, English Please Student's Book 1, Recycled materials.	Textbooks Links: <u>English Please Student's Book 1.</u>
---	--	--

LEARNING OBJECTIVES

LEARNING STRATEGIES

What will you learn/practise/reinforce with these activities?

- To practice vocabulary related to food
- To distinguish countable and uncountable nouns

What can you do to achieve the objectives?

- Read instructions in each exercise.
- Search the unknown vocabulary in the dictionary when it is necessary.
- Follow the example given.



ACTIVITIES

1. VOCABULARY TASKS (10 minutes)

A. Write the food vocabulary in the table. Look at the example.

burger and chips chicken and rice fish lasagne green salad pizza
spaghetti bolognese roast beef roast chicken

Example .1. Spaghetti Bolognese	
2	
3	
4	
5	
6	
7	
8	
9	



B. Complete the descriptions with the words in the box

bottle bowl packet cup glass plate box tin jar jug



A _____ of soup



A _____ of coffee



A _____ of chips



A _____ of tuna



A _____ of milk



A _____ of water



A _____ of crisps



A _____ of orange juice



A _____ of cereals



A _____ of mayonnaise



2. READING TASKS (20 minutes)

A. Read the text. Are the statements true (T) or false (F)?

A COUNTRY FULL OF DISHES

Colombia is a beautiful country with lots of different regions and different food traditions. Here are four typical Colombian dishes:

Cholao: This is a traditional dish from Valle del Cauca. It has strawberries, bananas, pineapple, mango and other fruits, with ice and condensed milk.

Ajiaco: This dish is from Cundinamarca and Boyacá. It is a soup and has different kinds of potatoes, corn, chicken and some herbs.

Bandeja Paisa: This is a traditional dish from the coffee region. It has rice, beans, beef, pork, avocado and an egg.

Lechona: This traditional dish from Tolima is a stuffed pig. There is a mixture of rice, peas and pork inside the pig.

Different cities have different dishes, so when you travel, make sure to try some food from the place.

a. Cholao has fruit and vegetables.	()
b. Lechona is a traditional dish from Boyacá.	()
c. Cheese, rice and egg are some of the ingredients of Ajiaco.	()
d. Ajiaco is a soup.	()

B. Complete the descriptions about each dish according to the reading. Look the example.

Name: Cholao
Place: Valle del Cauca
Ingredients:
 strawberries, bananas, pineapple, mango, and other fruit. You have it with ice and condensed milk

Name:
Place:
Ingredients:

Name:
Place:
Ingredients:

Name:
Place:
Ingredients:



3. LANGUAGE TASK (15 minutes)

A. Answer the following questions based on the reading text

1. Can you count the milk? _____
2. Can you count the potatoes? _____
3. Are the highlighted words in yellow color countable or uncountable nouns? _____
4. Are the highlighted words in red color countable or uncountable nouns?
5. Can you use plural for uncountable nouns? _____

B. Look at the pictures and write C for Countable and U for Uncountable.



a. ____ fruit



b. ____ apple



c. ____ milk



d. ____ carrot



e. ____ rice



f. ____ beans



g. ____ water



h. ____ meat



i. ____ mango



4. WRITING TASKS (15 minutes)

Describe a typical food in your region or town, mention ingredients. Check the previous reading for your writing.

In my region the typical food is



5. SPEAKING TASK (20 minutes)







Create a lapbook with your family about “Typical dishes in Colombia”. Follow the in

1. Brainstorm information and ideas.
2. Discuss the project with your family members.
3. Plan the information you want to share about typical dishes in Colombia. Plan the lapbook design
4. Organize the information and the recycle materials you found at home.
5. Write the information.
6. Practice the description you will give.



Now...Explain your lapbook through a short video using your smartphone. Send it to your teacher via whatsapp or email.

SELF ASSESMENT LAPBOOK PROJECT

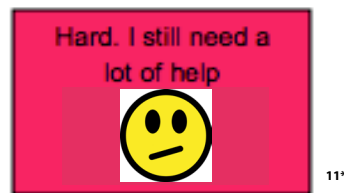
I read carefully the instruction to make it.	<div style="display: flex; justify-content: space-around;"> 7*   8* </div>
I use creativity in the design of my lapbook (recycled resources)	<div style="display: flex; justify-content: space-around;">   </div>
I practice my presentation, as many times I need to record the video.	<div style="display: flex; justify-content: space-around;">   </div>



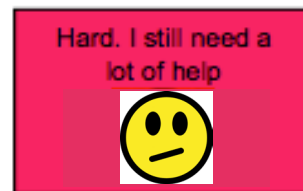
6. SELF-ASSESSMENT TASKS (10 minutes)

When I Finish the guided I can...

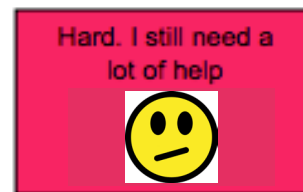
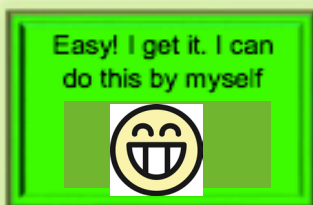
Talk about a typical food in my region



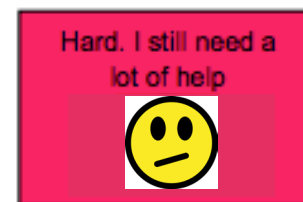
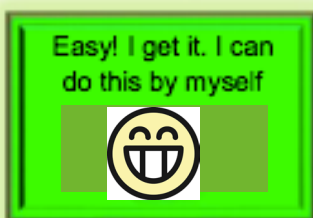
Use some vocabulary related to containers and food or drinks



Identify countable and uncountable nouns



Feel satisfy with the work I did





THIS IS THE END

Congratulation for your effort, continue reinforcing your skills and practicing English at home. Don't forget to use learnt vocabulary and check the useful resources as well.

USEFUL RESOURCES

English Please Student's Book 1.

[https://es.liveworksheets.com/worksheets/en/English as a Second Language \(ESL\)/Containers and quantities/Food Containers ux70gu](https://es.liveworksheets.com/worksheets/en/English+as+a+Second+Language+(ESL)/Containers+and+quantities/Food+Containers+ux70gu)

ANSWER KEY

1. VOCABULARY TASKS:

A. Answers 1. spaghetti bolognese 2. green salad 3. roast chicken 4. pizza 5. burger and chips 6. roast beef 7. lasagne 8. fish 9. chicken and rice

B. 1. bowl 2. cup 3. plate 4. tin 5. jug 6. bottle 7. packet 8. glass 9. packet 10. jar

2. READING TASK

A. a. F (Cholao only has fruit.) b. F (Lechona is from Tolima.) c. F (Ajiaco has potatoes, corn, chicken and some herbs.) d. T

B.

Name: Cholao

Place: Valle del Cauca

Ingredients: strawberries, banana, pineapple, mango, and other fruits with ice and condensed milk

Name: Ajiaco

Place: Cundinamarca and Boyacá

Ingredients: different kinds of potatoes, corn, chicken and some herbs

Name: Bandeja Paisa

Place: coffee region

Ingredients: rice, beans, beef, pork, avocado and an egg

Name: Lechona

Place: Tolima

Ingredients: stuffed pig with rice, peas and pork inside

3. LANGUAGE USE

1. A. No, I can't 2. Yes, I can 3. Uncountable 4. Countable 5. No, I can't

B. a U, b C, c U, d C, e U, f C, g U, h U, i C



ORIENTACIONES FINALES PARA LOS PADRES DE FAMILIA

Queridos padres de familia para apoyar el proceso de aprendizaje de su hijo(a) plantee las siguientes preguntas, una vez culmine con el desarrollo de la guía de trabajo.

1. ¿Qué aprendiste de la guía propuesta?
2. ¿Me podrías mencionar tu comida favorita en inglés?
3. Menciona algunos ingredientes de algunas comidas típicas de Colombia

AUTHOR(S)

Name	Melba Rocio López	Erika Viviana Hernández
Email	rocy lu23@gmail.com	vivicita31@gmail.com
School	IEM Juan XXIII	IEM JUAN XXIII



Focus on language

6. Read the *Useful language* box. Then look at the pictures and write C for Countable and U for Uncountable.



a. ____ fruit



b. ____ apple



c. ____ milk



d. ____ carrot



e. ____ rice



f. ____ beans



g. ____ water



h. ____ meat



i. ____ mango

Useful language

Food words are countable or uncountable. Countable nouns refer to words you can count. They can be singular or plural. Uncountable nouns refer to words you can't count. They are always singular.

12*

7. Listen to Matt and Kelly talking about food and drink. Write M for Matt and K for Kelly.

Who ...

a. doesn't like bread? _____

b. prefers juice to coffee? _____

c. always has a big breakfast? _____

d. buys an apple for a snack? _____

e. has fish for lunch? _____

f. thinks vegetables are good for you? _____

g. doesn't like chicken? _____

h. loves chocolate? _____



Annex English Please! Student's book page 88

Read

10. Read the text and match the dishes to the pictures. There is one dish with no picture. What is it?

Glossary

- avocado = aguacate
- herbs = hierbas/especies
- pineapple = piña
- soup = sopa
- strawberries = fresas
- stuffed = relleno

A COUNTRY FULL OF DISHES

Colombia is a beautiful country with lots of different regions and different food traditions. Here are four typical Colombian dishes:

Cholao: This is a traditional dish from Valle del Cauca. It has strawberries, bananas, pineapple, mango and other fruits, with ice and condensed milk.

Ajiaco: This dish is from Cundinamarca and Boyacá. It is a soup and has different kinds of potatoes, corn, chicken and some herbs.

Bandeja Paisa: This is a traditional dish from the coffee region. It has rice, beans, beef, pork, avocado and an egg.

Lechona: This traditional dish from Tolima is a stuffed pig. There is a mixture of rice, peas and pork inside the pig.

Different cities have different dishes, so when you travel, make sure to try some food from the place.



11. Are the statements true (T) or false (F)?

- a. Cholao has fruit and vegetables. _____
- b. Lechona is a traditional dish from Boyacá. _____
- c. Cheese, rice and egg are some of the ingredients of Ajiaco. _____
- d. Ajiaco is a soup. _____

12. Complete the descriptions about each dish.

Name: Cholao
Place: Valle del Cauca
Ingredients: strawberries, bananas, pineapple, mango, and other fruit. You have it with ice and condensed milk

Name:
Place:
Ingredients:

Name:
Place:
Ingredients:

Name:
Place:
Ingredients:



Focus on vocabulary

Get Ready!

1. Match the words in the box to the pictures 1-9.

burger and chips chicken and rice fish lasagne green salad
 pizza spaghetti bolognese roast beef roast chicken



3. Ask and answer these questions with a partner.

Which dishes do you eat regularly?

I eat ... regularly?

Which dishes do you only eat at the weekend?

I eat ... at the weekend.

69



2. Say it!

Read the information. Then listen and repeat.

When two words are joined together with the word *and* the pronunciation of this conjunction is often shortened to an /n/ sound.

Chicken and rice (chicken 'n' rice)

Burger and chips (burger 'n' chips)



Focus on vocabulary

Get Ready!

1. Complete the descriptions with the words in the box.

bottle bowl packet cup glass plate box tin jar jug



A _____ of soup



A _____ of coffee



A _____ of chips



A _____ of tuna



A _____ of milk




A _____ of water



A _____ of crisps



A _____ of orange juice



A _____ of cereals



A _____ of mayonnaise

Useful Vocabulary

Don't confuse chips and crisps.

Chips are long and thin. People eat them hot with salt and tomato ketchup.

Crisps are round and very thin. People eat them cold straight from the packet.



3. Complete the conversation with words from exercise 1. Then listen and check.

Sue: Good morning, John.
 John: Hello, Sue. How can I help you?
 Sue: I'd like two (1) _____ of milk, please.
 John: Anything else?
 Sue: Yes, please. Can I have a (2) _____ of rice? And I'd like two (3) _____ of jam.
 John: Of course. Would you like a (4) _____ of salmon? It's on offer.
 Sue: Yes, please. That sounds nice. Thanks.
 John: Thank you.

4. Practise reading out the dialogue with a classmate.



2. Say it!

Read the information. Then listen and repeat.

In these phrases, the underlined nouns are stressed and the words *a* and *of* are unstressed.

a bottle of water

a cup of coffee

a bowl of soup



LINKS OF IMAGENES

1. Ministerio de Educación Nacional (n.d). English, please! 1 Fast Track. Bogotá D.C. – Colombia.P 94. Retrieved from www.colombiaaprende.edu.co/colombiabilingue.
2. Ministerio de Educación Nacional (n.d). English, please! 1 Fast Track. Bogotá D.C. – Colombia.P 98. Retrieved from www.colombiaaprende.edu.co/colombiabilingue.
3. Ministerio de Educación Nacional (n.d). English, please! 1 Fast Track. Bogotá D.C. – Colombia.P 88. Retrieved from www.colombiaaprende.edu.co/colombiabilingue.
4. Ministerio de Educación Nacional (n.d). English, please! 1 Fast Track. Bogotá D.C. – Colombia.P 87. Retrieved from www.colombiaaprende.edu.co/colombiabilingue.
5. Image retrieved from <https://pixabay.com/vectors/vegetables-fruits-food-artichoke-155616/> with a free for commercial use license.
6. Image retrieved from <https://pixabay.com/illustrations/book-character-glasses-show-1773756/> with a free for commercial use license.
7. Image retrieved from <https://pixabay.com/vectors/hand-like-thumb-up-confirm-okay-157251/> with a free for commercial use license.
8. Image retrieved from <https://pixabay.com/vectors/dislike-hand-thumb-down-no-red-157252/> with a free for commercial use license.
9. Image retrieved from <https://pixabay.com/vectors/smiley-face-grin-smile-happy-icon-304270/> with a free for commercial use license.
10. Image retrieved from <https://pixabay.com/vectors/smiley-emoticon-happy-face-icon-1635449/> with a free for commercial use license.
11. Image retrieved from <https://pixabay.com/vectors/smiley-emoticon-undecided-unsure-1635455/> with a free for commercial use license
12. Ministerio de Educación Nacional (n.d). English, please! 1 Fast Track. Bogotá D.C. – Colombia.P 87. Retrieved from www.colombiaaprende.edu.co/colombiabilingue.
13. Ministerio de Educación Nacional (n.d). English, please! 1 Fast Track. Bogotá D.C. – Colombia.P 88. Retrieved from www.colombiaaprende.edu.co/colombiabilingue.
14. Ministerio de Educación Nacional (n.d). English, please! 1 Fast Track. Bogotá D.C. – Colombia.P 94. Retrieved from www.colombiaaprende.edu.co/colombiabilingue.
15. Ministerio de Educación Nacional (n.d). English, please! 1 Fast Track. Bogotá D.C. – Colombia.P 98. Retrieved from www.colombiaaprende.edu.co/colombiabilingue.