



"BEYOND THE CLASSROOM" ENGLISH SELF-STUDY GUIDE

School

City

Teacher's name

Student's name

Grade

9th

Level

A1

ORIENTACIONES PARA LOS PADRES DE FAMILIA

Apreciados padres de familia, reciban un afectuoso saludo.

Esta guía de aprendizaje de inglés para desarrollar trabajo en casa se preparó con el fin de hacerle acompañamiento a su hijo(a) sobre el vocabulario relacionado con alimentos y bebidas que a ellos les gusta y no les gusta, aprender sobre hábitos de comida y hablar sobre las dietas saludables y no saludables.

Su hijo(a) deberá dedicar 1 hora para desarrollar toda la guía. Para mayor información el trabajo aquí descrito se relaciona con la página 87 del libro del estudiante **English, Please! 1** que está disponible en la plataforma Colombia Aprende.

Language Tasks (Tareas de Lenguaje)

La actividad 1: Lectura de definiciones y descripciones de diferentes tipos de comida y bebida.

La actividad 2: Ejercicios de práctica de vocabulario sobre alimentos saludables y no saludables.

Listening Tasks (Tareas de escucha)

La actividad 1: El propósito de esta actividad es para que los estudiantes identifiquen información acerca de los hábitos alimenticios de Matt y Kelly.

La actividad 2: Los estudiantes escuchan nuevamente el audio y completan el cuadro escribiendo que comen ellos para cada comida (Matt y Kelly).

Writing Tasks (Tareas de escritura)

La actividad 3: Los estudiantes completan el cuadro con su propia información haciendo una lista de las cosas que ellos usualmente comen en cada comida.

La actividad 4: En esta actividad los estudiantes deberán escribir que comen para el desayuno,

almuerzo y cena, haciendo uso de la lista.

Además, se plantean ejemplos de las actividades, las respuestas correctas de cada ejercicio y recursos adicionales de apoyo. Agradecemos de antemano su valiosa colaboración, supervisando que su hijo (a) con las actividades asignadas en la guía.

WELCOME TO THIS SELF-STUDY GUIDE

This English self-study guide helps you talk about food preferences and how to find out about each other's eating habits, you will be able to talk about healthy and unhealthy diets presented in **English, Please! 1**.

Student's book Module 3 Unit 1 Lesson 1. It starts with some vocabulary. Then, you have to answer some questions about language used to describe what food or drink you like and dislike and what is healthy or unhealthy and end up writing short paragraphs you usually eat for breakfast, lunch and dinner.

Topic	Skill(s)	Grammar	Vocabulary	Function(s)
Healthy and Unhealthy Food	Listening and Writing	Countable and Uncountable Nouns	Food and Drink	Writing about what they usually have for each meal

GET READY

Study time needed: 1 hour	Resources: <i>English dictionary, notebook, pen or pencil, a cell phone or any device you can use to listen to the recording provided.</i>	Textbooks Links: - <i>English, Please! Series 1, Student's Book, p. 87, Exercise 7.</i> - https://d3rhaqd7pe5pkw.cloudfront.net/English%20Please/Student%20Book%209%20ENGLISH PLEAS 9 STUDENT BOOK.pdf
--	--	---

LEARNING OBJECTIVES

LEARNING STRATEGIES

What will you learn/practise/reinforce with these activities?

What can you do to achieve the objectives?

- Read carefully all the instructions for each task.















- To understand people describing what food and drink they like and dislike and what is healthy or unhealthy
- To write a short text about what they usually have for each meal.
- To practice new vocabulary related to food and drink.
- To communicate ideas in a clear and accurate way.

- First, listen to understand the main idea; then, listen to find out specific details focusing on keywords.
- Take notes in your notebook to help you organize your ideas.
- Use graphic organizers to have a better arrangement of ideas.
- Use prompts to write sentences free of mistakes.

ACTIVITIES







LANGUAGE TASKS (15 minutes)








1. Read the definitions and descriptions of different types of food and drinks. Then, match each definition to the corresponding picture. Look at the example:

<p>1 </p> <p>2 </p> <p>3 </p> <p>4 </p> <p>5 </p> <p>6 </p> <p>7 </p>	<ol style="list-style-type: none"> 1. A sweet and colored drink that is full of gas. 2. A white cereal that we eat a lot for lunch. 3. Thin and long strips of potato that are fried. 4. A round baked pie usually served in the shape of a triangle. 5. A sandwich consisting of a cooked piece of meat, two round pieces of bread, and some vegetables. 6. A very famous round, or sometimes oval, type of sweet candy that is placed on a stick and is very spongy. 7. An elongated yellow fruit that is sweet when you eat it. 8. A tube-shaped type of food stuffed with finely minced meat and seasonings. 9. A domestic bird that is cooked and sometimes fried. 10. A fruit with the shape of an oval that we usually eat when its color is green or yellow. 11. A drink intended to boost mental energy, typically containing sugar and caffeine or other stimulants. 12. A large fruit with green or sometimes black skin; it has a single big seed inside. 13. A round product that is produced by domestic birds. 14. A white liquid that can be drunk and is produced by cows. 	<p>8 </p> <p>9 </p> <p>10 </p> <p>11 </p> <p>12 </p> <p>13 </p> <p>14 </p>
--	---	---



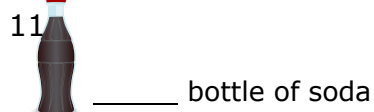

2. Look at the pictures and mark with an X on the corresponding blank considering if it is healthy or unhealthy, see the example.

	1 	2 	3 	4 	5 	6 	7 
	French fries	Pizza	Mango	Sausage	Avocado	Milk	Chicken
Healthy							
Unhealthy	X						

	8 	9 	10 	11 	12 	13 	14 
	Rice	Hamburger	Egg	Soda	Banana	Cotton candy	Energy drink
Healthy							
Unhealthy							

LANGUAGE AWARENESS (10 minutes)

1. Look at the photos and write **a**, **an** or **some** in the blanks. See the example.



- a. Which words did you use with singular nouns? A, an or some? _____
- b. With words that start with a vowel (a, e, i, o, u), which word did you use? _____
- c. With words that start with a consonant, which word did you use? _____
- d. Which word did you use with plural nouns? A, an or some? _____
- e. Which word did you use with milk and rice? A, an or some? _____
- f. Which word did you use with the bottle of soda? A, an or some? _____

Language Tip

We use A or An with singular nouns that can be counted.	We use SOME with plural nouns that can be counted; and with nouns that can NOT be
	counted, for example: liquids, grains.
A or An = ONE.	SOME = not an exact number or quantity.

2. LISTENING AND WRITING TASKS (25 minutes) (Audio File)


1. Listen to Matt and Kelly talking about food and drink. Read the questions and mark with an X where it corresponds. Write M for Matt and K for Kelly.

	Matt	Kelly
a. Who doesn't like bread?		
b. Who prefers juice to coffee?		
c. Who always has a big breakfast?		
d. Who buys an apple for a snack?		
e. Who has fish for lunch?		
f. Who thinks vegetables are good for you?		
g. Who doesn't like chicken?		
h. Who loves chocolate?		

2. Listen again and write what Matt and Kelly eat for each meal. Pay attention to specific details. (How often? How many? How much?)

	Matt	Kelly
Breakfast		
Snack		
Lunch		

3. What do you usually have for...? Complete the chart with your information. Make a list of the things you usually eat in each meal. See the examples given by your teacher:

<p>15</p>  <p>Breakfast</p>	<ol style="list-style-type: none"> 1. Eggs 2. 3. 4. 5.
<p>16</p>  <p>Lunch</p>	<ol style="list-style-type: none"> 1. Beans 2. 3. 4. 5.
<p>17</p>  <p>Dinner</p>	<ol style="list-style-type: none"> 1. Rice 2. 3. 4. 5.

4. What do you usually eat for breakfast, lunch and dinner? Use the information from the list to help you organize your paragraph.




For breakfast, I usually eat _____

For lunch, _____

3. ASSESSMENT TASKS (10 minutes)

Take some minutes to reflect on what you have done. Read the sentences, mark with an X depending on how well you consider you are.

In case you mark with an X the descriptors (I can but with some difficulties or Definitely, I can't.) please write some suggestions for you to improve on this aspect.

Check your progress	18 	19 	20 	What will you do to improve this aspect?
	I can do it very well.	I can but with some difficulties.	Definitely, I can't.	
I can understand simple definitions of words.				
I can establish a difference between healthy and unhealthy food.				
I can correctly use the grammatical features to talk about quantity (some, a, an)				
I can identify specific details in listening activities.				
I can write about what I usually eat.				

THIS IS THE END

Congratulations! You did an amazing job! Don't forget to continue practicing your skills, take advantage of your strengths and do your best to improve your weaknesses when talking about food and listening to people speaking in English about specific subjects. You can find some extra explanation and practice links in the **Useful Resources** section of this guide. Take very good care of yourself and yours.

USEFUL RESOURCES

Online English - Spanish Dictionary
 - <https://www.linguee.com/>
 Extra explanation for A, AN, SOME

- <https://www.english-4u.de/en/grammar/a-an-some.htm>
- A, AN, SOME Practice Quiz
- <https://www.english-4u.de/en/grammar-quizzes/a-an-some.htm>

ANSWER KEY

LANGUAGE TASKS

1. 1 - soda, 2 - rice, 3 - French fries, 4 - pizza, 5 - hamburger, 6 - cotton candy, 7 - banana, 8 - sausage, 9 - chicken, 10 - mango, 11 - energy drink, 12 - avocado, 13 - egg, 14 - milk
2. Healthy: rice, banana, chicken, mango, avocado, egg, milk; unhealthy: soda, French fries, pizza, hamburger, cotton candy, sausage, energy drink

LANGUAGE AWARENESS

some French fries, a hamburger, some bananas, an egg, some rice, a mango, some milk, a bottle of soda

- a. Which words did you use with singular nouns? A, an or some? a an
- b. With words that start with a vowel (a, e, i, o, u), which word did you use? a
- c. With words that start with a consonant, which word did you use? an
- d. Which word did you use with plural nouns? A, an or some? some
- e. Which word did you use with milk and rice? A, an or some? some
- f. Which word did you use with the bottle of soda? A, an or some? a

LISTENING TASKS

1. a. Kelly, b. Kelly, c. Matt, d. Matt, e. Kelly, f. Matt, g. Matt, h. Kelly
- 2.

	Matt	Kelly
Breakfast	Two eggs, a sandwich, a glass of orange juice.	An apple, juice.
Snack	An apple	Grapes
Lunch	Chicken and salad.	Fish with lemon and potatoes. Eat chocolate, after lunch.

WRITING TASKS

3. Answers may vary.
4. Answers may vary.



ORIENTACIONES FINALES PARA LOS PADRES DE FAMILIA

Queridos padres de familia, el acompañamiento y supervisión de estudio y aprendizaje de su hijo(a) realiza en casa es parte fundamental para el buen desempeño académico. Además de ayudarles a desarrollar un sentido de responsabilidad y una ética de trabajo.

Una vez su hijo (a) haya terminado las actividades de esta guía, hágale las siguientes preguntas que le permiten verificar el proceso de aprendizaje

- ¿Cuál fue la actividad que más te gustó y cuál fue la actividad que te pareció más difícil?
- Que te respondan algunas preguntas acerca del vocabulario correspondientes a comidas y bebidas.
- Háblame acerca de dietas saludables y no saludables.
- ¿Puedes escribir un párrafo corto de lo que usualmente comes para el desayuno, almuerzo y cena?
- ¿Cuánto tiempo te tomó desarrollar toda la guía?
- ¿Qué recursos utilizaste?

AUTHOR(S)

Name	Eliécer Díaz	Julio Vega	Yasmín Arteaga
Email	eliecerdiar@gmail.com	juliovega502@gmail.com	yasminarteaga95@gmail.com
School	Patio Bonito	Tres Palmas	Puerto Santo

LINKS OF IMAGES

1- Image retrieved from <https://pixabay.com/vectors/french-fries-potato-chips-chips-155679/> with a free for commercial use license.

2- Image retrieved from <https://pixabay.com/vectors/pizza-pepperoni-food-cheese-dinner-576085/> with a free for commercial use license.

3- Image retrieved from <https://pixabay.com/vectors/mango-fruit-tropical-yellow-sweet-4996445/> with a free for commercial use license.

- 4- Image retrieved from <https://pixabay.com/vectors/barbecue-food-grill-meat-sausage-155405/> with a free for commercial use license.
- 5- Image retrieved from <https://pixabay.com/vectors/avocado-cute-kawaii-food-diet-4846143/> with a free for commercial use license.
- 6- Image retrieved from <https://pixabay.com/vectors/cannikin-milk-pot-can-jug-pitcher-155139/> with a free for commercial use license.
- 7- Image retrieved from <https://pixabay.com/vectors/chicken-roast-dinner-roasted-meal-37365/> with a free for commercial use license.
- 8- Image retrieved from <https://pixabay.com/vectors/rice-chopsticks-bowl-food-chinese-40282/> with a free for commercial use license.
- 9- Image retrieved from <https://pixabay.com/vectors/burger-hamburger-fast-food-151421/> with a free for commercial use license.
- 10- Image retrieved from <https://pixabay.com/vectors/egg-sunny-side-up-fried-egg-155116/> with a free for commercial use license.
- 11- Image retrieved from <https://pixabay.com/vectors/bottle-coke-drink-soda-1300161/> with a free for commercial use license.
- 12- Image retrieved from <https://pixabay.com/illustrations/banana-character-hands-eyes-mouth-1773796/> with a free for commercial use license.
- 13- Image retrieved from <https://pixabay.com/illustrations/cotton-candy-candy-sweet-pink-4714702/> with a free for commercial use license.
- 14- Image retrieved from <https://pixabay.com/vectors/beverage-tin-can-drink-drinking-161708/> with a free for commercial use license.
- 15- Image retrieved from <https://pixabay.com/vectors/tea-infusion-vegetable-broth-hands-3214895/> with a free for commercial use license.
- 16- Image retrieved from <https://pixabay.com/photos/eating-restaurant-food-meal-lunch-601581/> with a free for commercial use license.
- 17- Image retrieved from <https://pixabay.com/photos/restaurant-people-eating-690975/> with a free for commercial use license.
- 18- Image retrieved from <https://pixabay.com/vectors/smiley-face-grin-smile-happy-icon-304270/> with a free for commercial use license.
- 19- Image retrieved from <https://pixabay.com/vectors/smiley-emoji-happy-face-icon-1635449/> with a free for commercial use license.



20- Image retrieved from <https://pixabay.com/vectors/smiley-emoji-undecided-unsure-1635455/> with a free for commercial use license.