



"BEYOND THE CLASSROOM" ENGLISH SELF-STUDY GUIDE

School

City

Teacher's name

Student's name

Grade

9th

Level

A2

ORIENTACIONES PARA LOS PADRES DE FAMILIA

La presente guía se ha creado para promover el trabajo autónomo de su hijo o hija en el desarrollo de sus habilidades en Inglés. El trabajo se ha planeado para, a partir del uso de adjetivos, realizar descripciones y comparaciones y poder escribirlas utilizando un esquema simple que le permite al estudiante desarrollar sus habilidades de redacción en Inglés. Al mismo tiempo aprenderá y reforzará el vocabulario referido a diferentes accidentes geográficos y sus características.

Su hijo (a) deberá dedicar una hora para desarrollar toda la guía. El trabajo aquí descrito se relaciona con la página 125 del libro del estudiante English Please 1, que está disponible en la plataforma Colombia Aprende. Se adjuntó la página del libro al final de la guía para quienes no tienen acceso a internet.

- La actividad 1 es un crucigrama que su hijo (a) debe completar a partir de las definiciones dadas. Todas las palabras a encontrar tienen que ver con accidentes geográficos.
- La actividad 2 presenta un esquema de escritura sencillo que su hijo (a) deberá explorar y cuya información deberá comparar con la información encontrada en un texto en la página 125 del libro English Please 1. Después de ello deberá escribir su propio texto siguiendo las indicaciones dadas respecto al número de palabras, cantidad de comparaciones utilizadas, tema de cada párrafo entre otros.
- La actividad 3 requiere que su hijo (a) se auto-evalúe siguiendo el cuadro sugerido para ello.

Además, se ofrecen ejemplos de las actividades, las respuestas correctas y recursos adicionales de apoyo. Agradecemos su colaboración supervisando que su hijo(a) complete las actividades indicadas. Al final, ustedes encontrarán una serie de preguntas de verificación de lo que su hijo(a) aprendió mediante el desarrollo de esta guía.

WELCOME TO THIS SELF-STUDY GUIDE

Dear students: In this guide you will learn about landforms and the use of a graphic organiser to write simple, complete paragraphs in English. Sometimes writing appears to be difficult for us, but using this technique will help you to understand the organisation of a paragraph in English. You will also have to use your abilities to complete a crossword and identify a place in our country you will have to write some lines about. You will spend about one hour completing this task that will help you to learn new vocabulary and practice your writing skills.



Topic	Skill(s)	Grammar	Vocabulary	Function(s)
Discovering amazing natural places	Reading Writing	Comparative Adjectives	Geography words Adjectives	Describing and comparing natural places

GET READY

Study time needed: 1 hour	Resources: <i>English Dictionary, Notebook, pencil, sheets of paper, pictures of the natural landscapes of the region, Digital PDF file of the English Please student's book 1, colors.</i>	Textbooks Links: - <u>English Please Students' Book 1. Module 4, Unit 1, Lesson 1, page 125, exercise 4</u>
--	---	---

LEARNING OBJECTIVES

<p><i>What will you learn/practise/reinforce with these activities?</i></p> <ul style="list-style-type: none"> To identify vocabulary related to landforms by using definitions. To interpret texts through the use of a graphic organiser. To order ideas in a graphic organiser. To describe a natural place using adjectives in comparative form.
--

LEARNING STRATEGIES

<p><i>What can you do to achieve the objectives?</i></p> <ul style="list-style-type: none"> Read the definitions given in the crossword. Identify words you know and remember all words define landforms. Try to find words that fit the number of letters in the crossword puzzle. Observe that there are some spaces marked because the letters that fit in that space form another word. This new word corresponds to a place. Do not translate definitions immediately as you read. Instead, read the definitions and check how much you can understand from them. Organise in your notebook a vocabulary list with these new items. Make a list of adjectives that can describe the place that results after solving the crossword puzzle. Look at any other adjectives you would like to use in the dictionary. Read the graphic organiser following a sequence: at the beginning you find the name of the place, then three aspects used to describe it, and finally under each characteristic you find examples of what the characteristic refers to. Write your own description using short, simple sentences. Check spelling, grammar and punctuation on each one of them.
--

ACTIVITIES

1. VOCABULARY TASKS (15 minutes)

A. Complete the crossword using the definitions given. Then, add the vocabulary about landforms to the vocabulary list you have in your notebook.

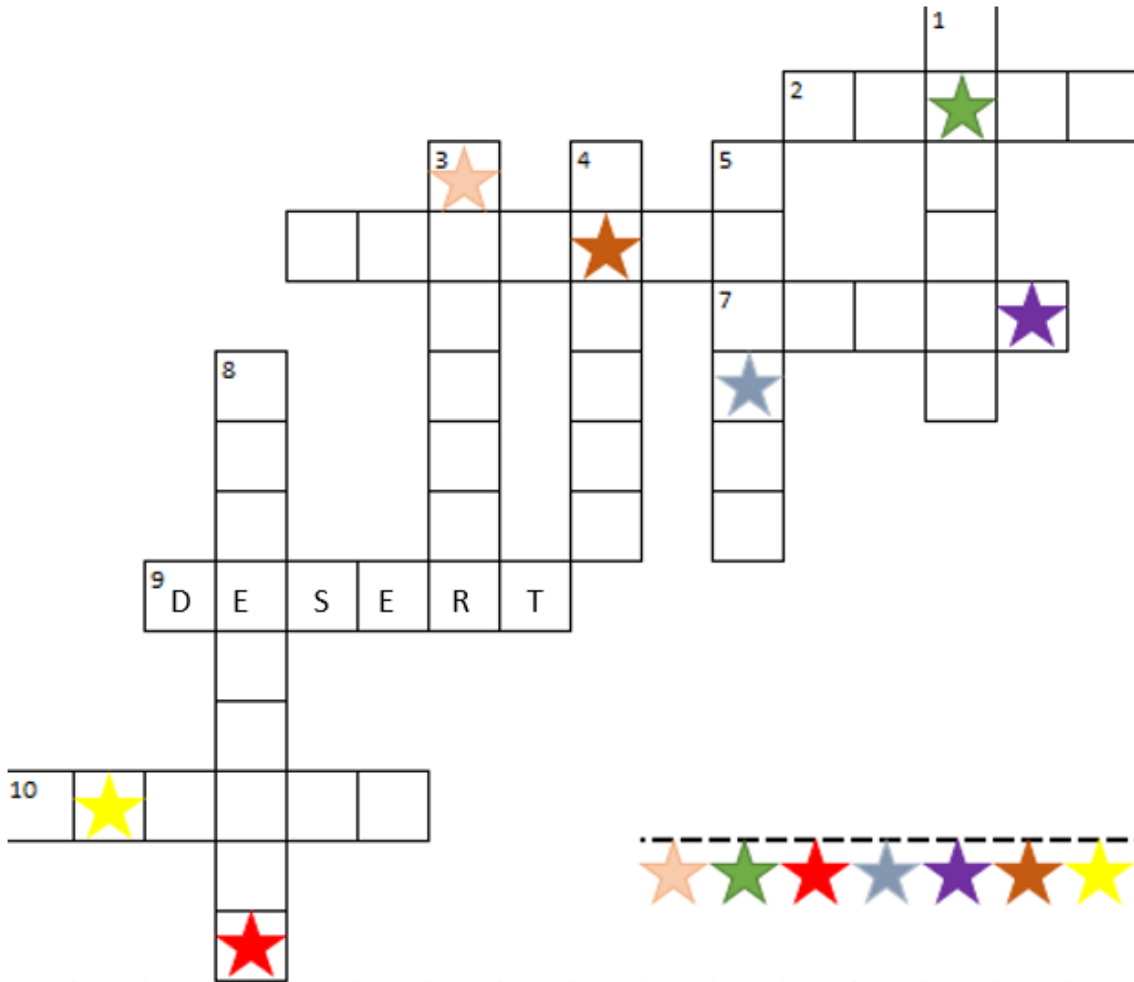


ACROSS

- 2. The sandy shore of the ocean
- 6. A mountain that throws ashes, rocks and lava
- 7. A stream of water
- 9. A very dry area with cactuses on it
- 10. A piece of land surrounded by water

DOWN

- 1. A flat area of land surrounded by mountains
- 3. A mass of ice which moves slowly
- 4. A deep valley with steep sides caused by rivers
- 5. An area covered by trees
- 8. A river falling vertically from a high place



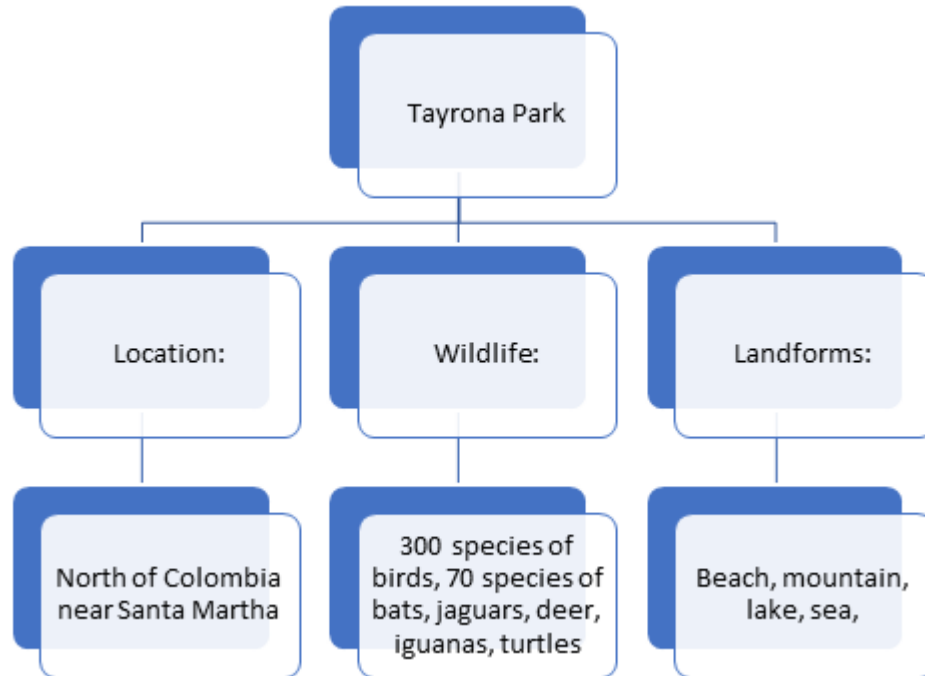
B. Find out the name of a place using the letters you wrote in the "stars" blanks.

C. Write some adjectives to describe the place you found in the crossword.



2. READING AND WRITING TASKS (35 minutes)

-Observe the following graphic organizer about the Tayrona Ecopark.



D. Now go to page 125 in your English, please! student's book. Read the text about Tayrona Ecopark. Is the information presented correct? Can you understand the text in an easier way?

E. Write in your notebook all the adjectives you find in the text. Then, classify them into comparatives and superlatives according to their form.



F. Look for information about Galeras Natural Reservation. Then, draw and complete your own graphic organiser (see the model above).

G. Use the information from your graphic organiser to write your own paragraph describing Galeras place. Include 3 comparisons about location, wildlife and landforms. Write between 100 to 120 words.

3. ASSESSMENT TASK (10 minutes)

- Assess your work and product for this guide by ticking (✓) the criteria you met.



Criteria	How do I feel about it?	
	1 	2 
➤ You followed step by step the activities presented in this guide.		
➤ You wrote new words presented in your vocabulary lists		
➤ Your paragraph follows the sequence of the graphic organiser you draw.		
➤ Your paragraph follows the sequence of the graphic organiser you draw.		
➤ You wrote among 100 to 120 words.		
➤ You made at least three comparisons taking into account the three topics you wrote about and the information you read about the Tayrona Ecopark.		
➤ You can say your paragraph is original and it is not a copy of other sources you could find.		
➤ You checked the spelling of difficult words, used appropriate punctuation and capitalization when needed.		

THIS IS THE END

Congratulations! At this point you have already completed all the tasks presented in this guide! You now know new vocabulary used to refer to landforms. You have also used a graphic organiser for both reading and writing a text. Whenever you need to write your own texts, or are asked to provide information about others, you will have this tool to understand different types of written pieces in English. You have also improved your writing skills and practiced understanding words through definitions instead of translations. You have done a great job! I now invite you to explore the following resources to keep learning English.

USEFUL RESOURCES

Watch this video about Landforms <https://www.youtube.com/watch?v=FN6QX43QB4g>
 Comparative forms of adjectives https://www.youtube.com/watch?v=wwLaiF_bVpI
 Galeras Flora and Fauna Sanctuary <http://www.parquesnacionales.gov.co/portal/en/ecotourism/andean-region/galeras-flora-and-fauna-sanctuary/>
 Online Picture Dictionary <https://www.online-languages.info/english/picture-dictionary.php>



ANSWER KEY

1. VOCABULARY TASKS

A. 1 – valley 2 – beach 3 – glacier 4 – canyon 5 – forest 6 – volcano 7 – river 8 – waterfall 9 – desert 10 – island

B. GALERAS is the hidden name of the Natural Reservation

C. Possible words to describe the place: *high, big, beautiful, green, important, natural, rural*; words can vary depending on how you feel about the place.

2. READING AND WRITING TASKS

D. Free answers depending on the student's interpretation and understanding of the text.

E. the biggest, large, beautiful, the most important, relaxing, fresher, cooler, wide, native, clear, smaller, more famous, exotic, blue, natural.

Comparatives: fresher, cooler, smaller, more famous.

Superlative: the biggest, the most important

F. Your graphic organizer should include the following information on it:



G. To write your paragraph use adjectives to compare Galeras Flora and Fauna Sanctuary and Tayrona Ecopark. Compare the information you have in the organizer: e.g. *Galeras is located in the south of Colombia, but Tayrona is in the north. Tayrona is higher than Galeras...*



ORIENTACIONES FINALES PARA LOS PADRES DE FAMILIA

En el trabajo desarrollado por su hijo (a) él ha logrado no sólo aprender una técnica sencilla para redactar un texto, sino también comprender la forma en que un texto en Inglés está escrito. Además, conoció nuevas palabras referidas a accidentes geográficos en Inglés. Es recomendable por ello, verificar el aprendizaje a través de algunas preguntas sencillas que le permiten verbalizar lo aprendido. Por ello, realice estas preguntas a su hijo (a) para poner en contexto lo que él/ella ha aprendido mientras responde con el vocabulario en Inglés:

- ¿Puedes mencionar algunos de los accidentes geográficos más importantes de nuestro departamento?
- ¿Podrías decirme qué especies animales habitan en los ecosistemas de los dos lugares que trabajaste en la guía?
- ¿Qué tipos de accidentes geográficos se presentan en los dos lugares sobre los que leíste y escribiste en esta guía?
- ¿Podrías explicarme cómo usaste tu organizador gráfico en el texto que escribiste?
- ¿Cómo te fue en la autoevaluación que hiciste?
- ¿Fueron claras las instrucciones que encontraste en esta guía para cada una de las actividades?

AUTHOR(S)

Name	Diego Fernando de la Portilla Guerrero
Email	differ_24@gmail.com
School	IEM Francisco de la Villota

APPENDIX

English, please! 1, Student's book, page 125, exercise 4



Read

4

4. Read the text and the sentences. Are they true (T) or false (F)? Correct the false sentences.

NATURAL ECOPARKS IN COLOMBIA

Ecoparque de la Salud (The Health Ecopark)

Cali is the biggest city in the south west of Colombia. Like other cities in Colombia, it has an ecopark nearby. The Health Ecopark in Cali is a large park which borders the beautiful Pance River. At 564 km² it is the most important park in the area. The forest is a relaxing place for people from the nearby city to get fresher air and cooler temperatures. There are lots of trees in the forest and a wide variety of animals and birds. People visiting the ecopark can see birds such as guacharacas, eagles and other native species. Along the river they can see amphibians such as toads and frogs in the clear water.

Tayrona Ecopark

Tayrona Ecopark near Santa Marta in the north of Colombia is smaller than the Health Ecopark, with an area of 150 km². This ecopark is more famous than the Health Ecopark. Tayrona has beautiful beaches, exotic nature and clear blue sea. It has a wide variety of wildlife as the park is located between the sea and the mountains.

In terms of wildlife, there are 300 species of birds and 70 species of bats, as well as jaguars, deer, iguanas, turtles and other native species.

Visitors can walk in the forest or relax on the beaches. You can camp in Cañaveral or El Cabo or go swimming in La Piscina - a natural sea water lake.



Glossary

native species = especies nativas

LINKS OF IMAGES

1. Image retrieved from <https://pixabay.com/vectors/smiley-emoticon-happy-face-icon-1635449/> with a free for commercial use license.
2. Image retrieved from <https://pixabay.com/vectors/smiley-emoticon-undecided-unsure-1635455/> with a free for commercial use license.