



English for Colombia



ECO
Cartillas

UNIT 1

English for
Colombia

Lesson 1 Hello

Color Lola and Johnny




Hello, my name
is Johnny

Hello, my name
is Lola.



Complete



Hello, my name is _____

Hello my name is _____

Write



Hello Hello Hello Hello

Hello Hello Hello Hello

Hello Hello Hello Hello

Lesson 2 What's your name?

Color Lili and Mike



Hello, what's
your name?

My name
is Mike




Hello, what's your name?

Hello what's your name?

Write



Complete



My name is _____

My name is _____

UNIT 1

English for
Colombia

Lesson 3 Objects in the classroom


Color Lili and Mike



And Practice the conversation



Match the objects in the classroom with their names.



Ruler

Notebook

Pencil

Book



UNIT 1

Lesson 4 The Numbers

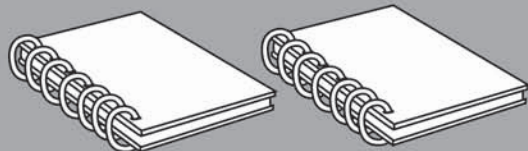

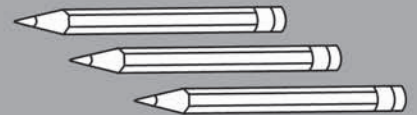
Color the numbers



Write and match the objects with the pictures.



- a Four Books
- b Two Notebooks
- c One Student
- d Five Rulers
- e Three Pencils

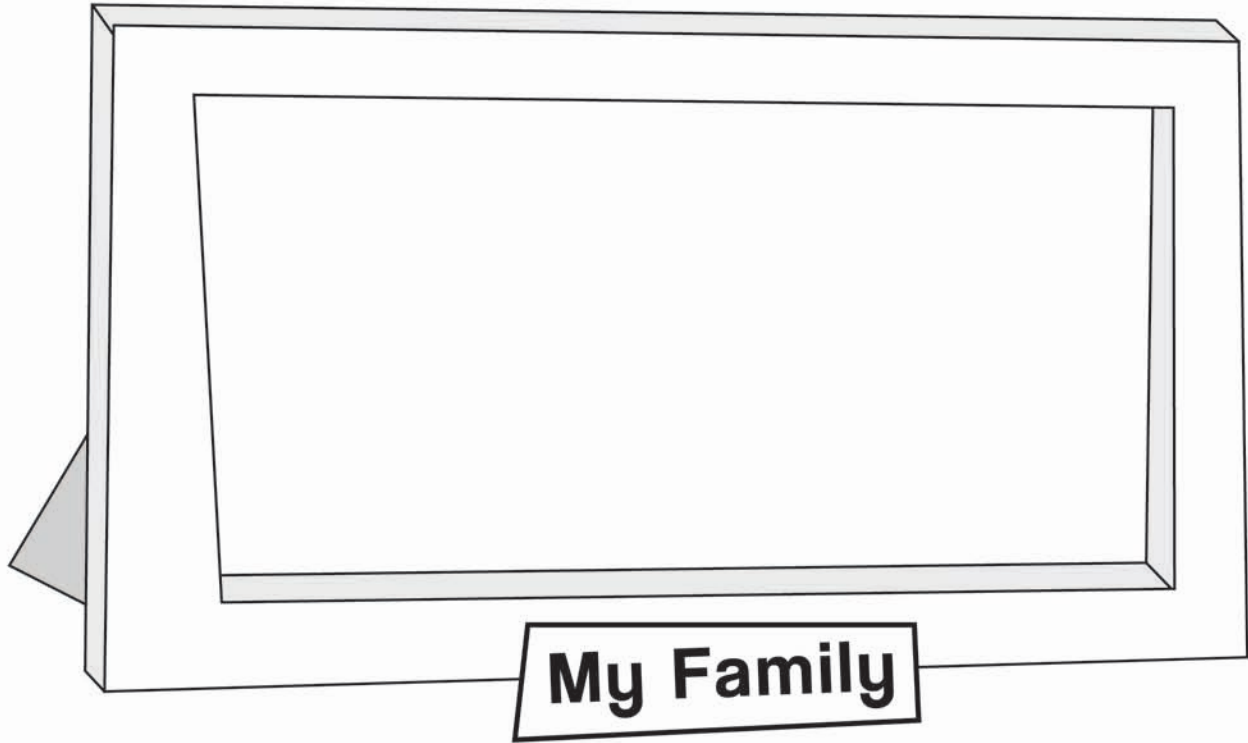


UNIT 2

English for
Colombia

Lesson 1 My Family


Draw your family



Color Lili and Mike



And Practice the conversation



Word Bank

Father

Mother

Brother

Sister

Uncle

Cousin

Lesson 2 Family Description

Draw the people



Ana



Betty



Carlos



Daniel



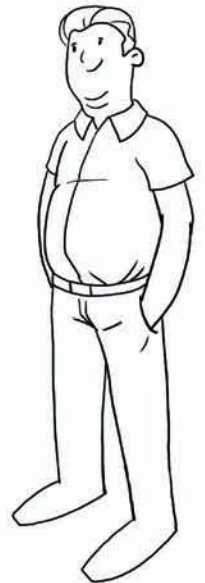
Elena



Fanny



George



Hector

Match



- a** She is thin George
- b** He is tall Elena
- c** She is short Ana
- d** She has long hair Daniel
- e** He has short hair Betty

Lesson 3 Professions

Match What's her/his profession?



He is a priest

I am a teacher

She is a doctor

He is a policeman

She is a biologist



Write



- (a) I am a teacher
- (b) He is a policeman
- (c) She is a doctor
- (d) He is a priest
- (e) She is a biologist

Lesson 4 The Numbers


Color the numbers



Check



Nine bottles of soda




Seven candles



Six chocolate cakes



Eight ice creams



Ten apples




UNIT 3


English for
Colombia

Lesson 1 The House

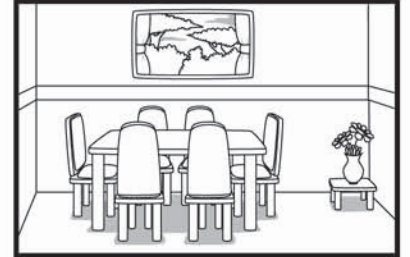
Check




This is the Bathroom



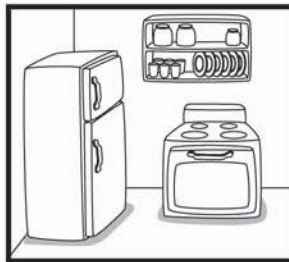
This is the Living room




This is the Dining room



This is a sofa



This is the Kitchen




This is the Bedroom



This is a chair

Draw your house



My House

Lesson 2 My Town

Match



A river

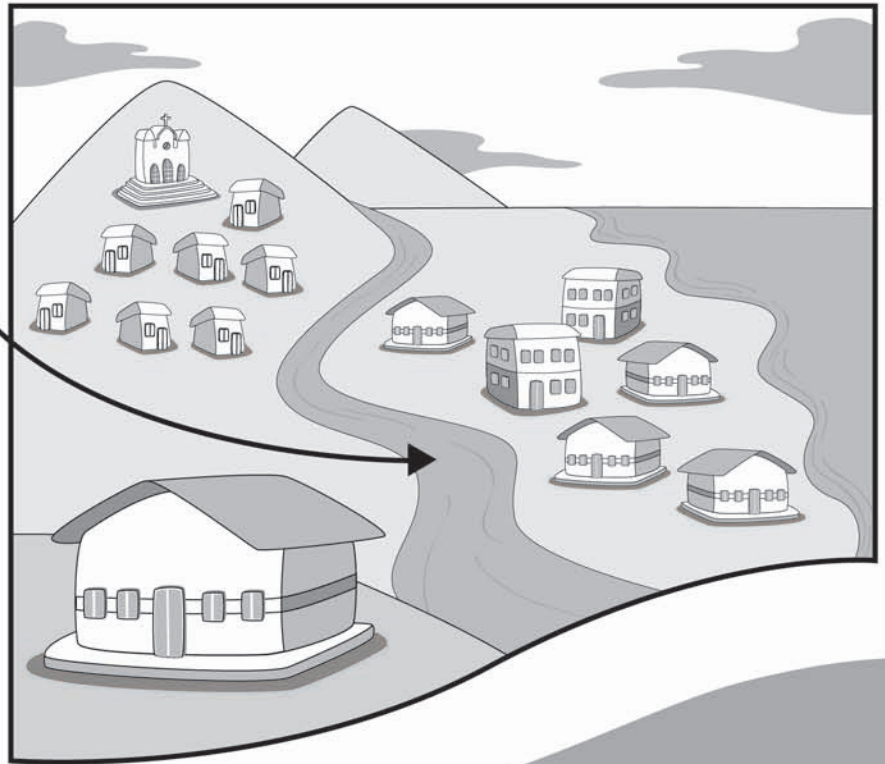
A mountain

A town

A house

A beach

A neighborhood

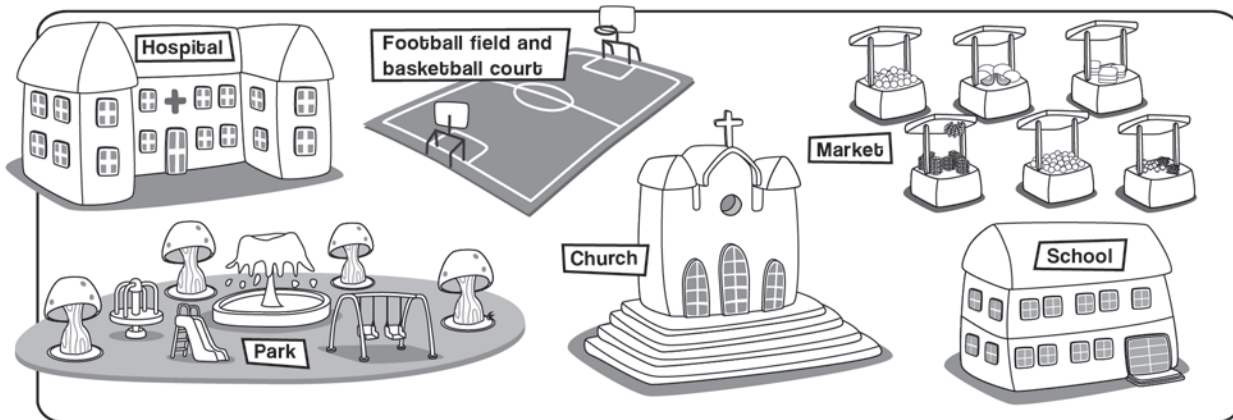



Draw your Town



Lesson 3 The Town

Color the town



Listen and Complete

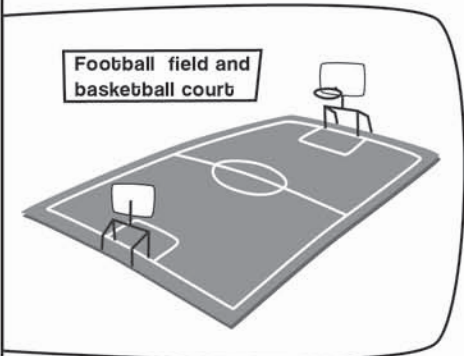




Market	Shop	Church
Hospital	School	Park

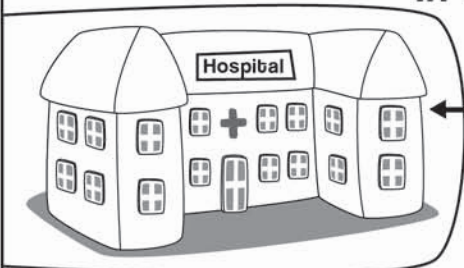
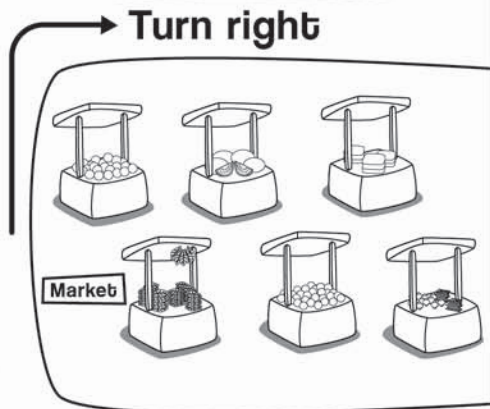

- (a) My mother is in the _____ market _____
- (b) My brother is in the _____
- (c) The _____ is in the south
- (d) There is a _____ in the neighborhood
- (e) The _____ is in the west
- (f) Students are playing in the _____

Lesson 4 The Town

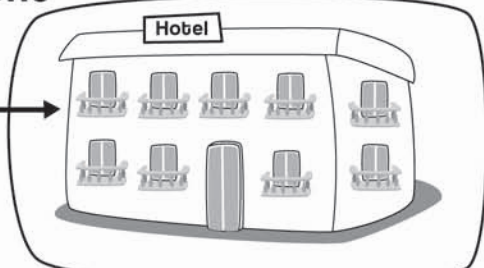
Color the town



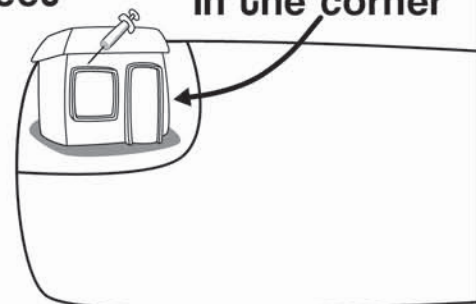
Up



In front



go down the street



Match



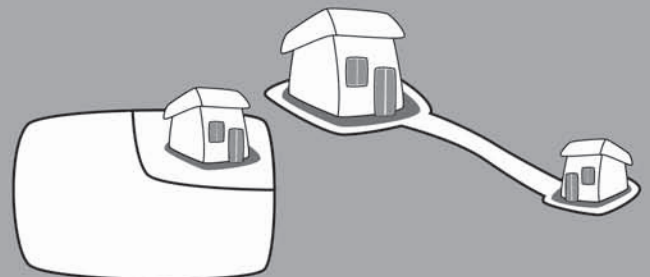
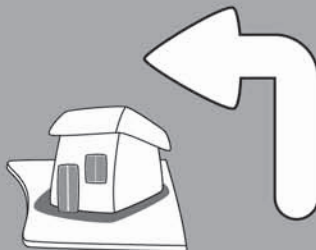
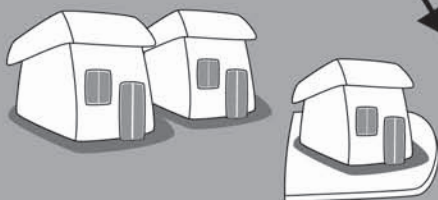
a In front

c Turn left

e In the corner

b Next to

d go down the street



UNIT 4

Lesson 1 This is me

Color



Hi. My name is Elena.
I am tall and thin.
My hair is long and black.

Check



I am tall




Daniel Carlos

My hair is curly




Hector Ana

I have long hair



Fanny
Elena

I'm short



Betty George

Lesson 2 This is me

Write



And Draw



(a) Lili is intelligent . She is friendly .

(b) Mike is lazy . He is respectful .

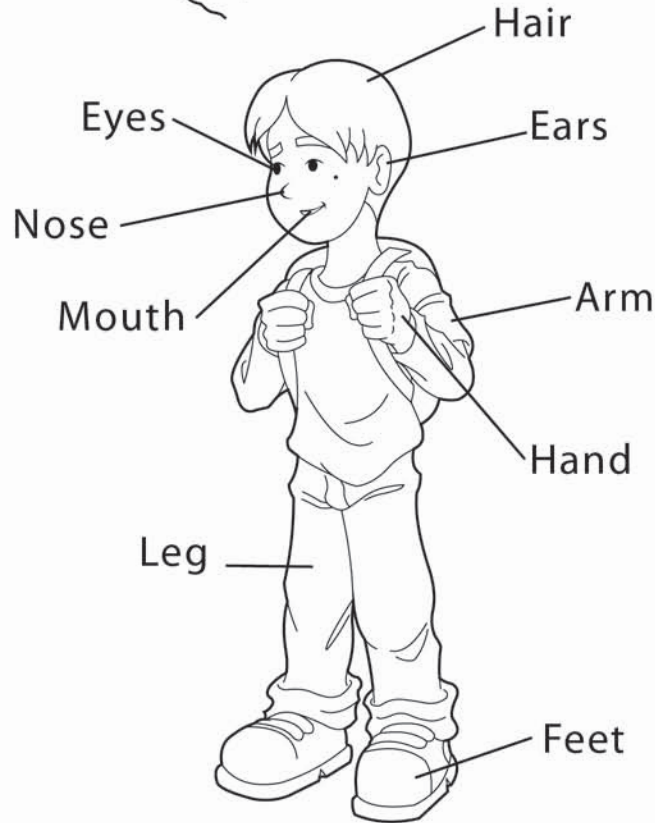
(c) Johnny is generous . He is kind .

(d) Dra Maria is honest . She is shy .

(e) I am _____

Lesson 3 The Body

Color the Body



Write



And Match




Ears

Eyes

Mouth

Hair

Nose

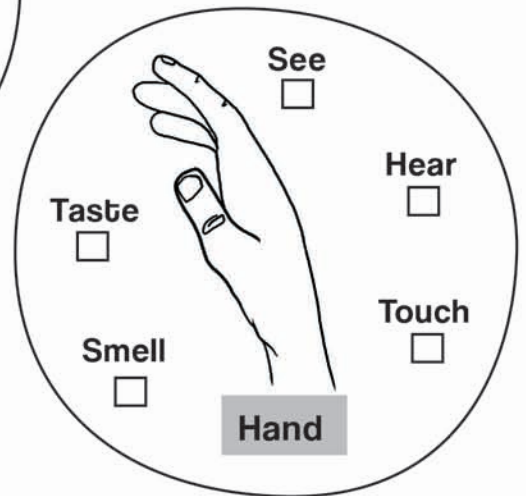
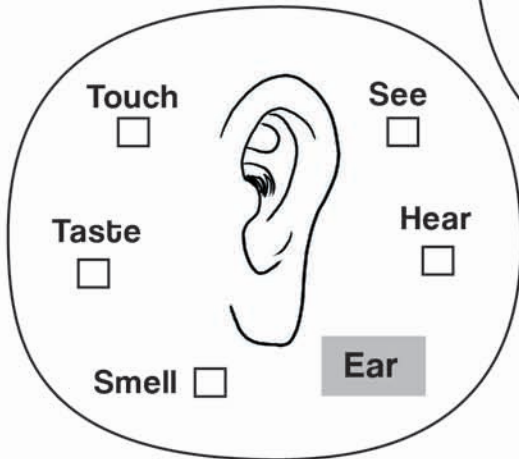
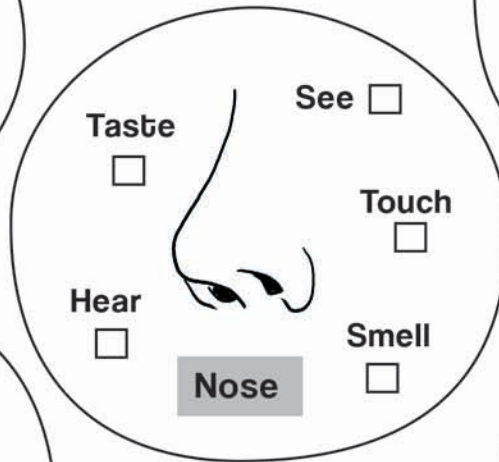
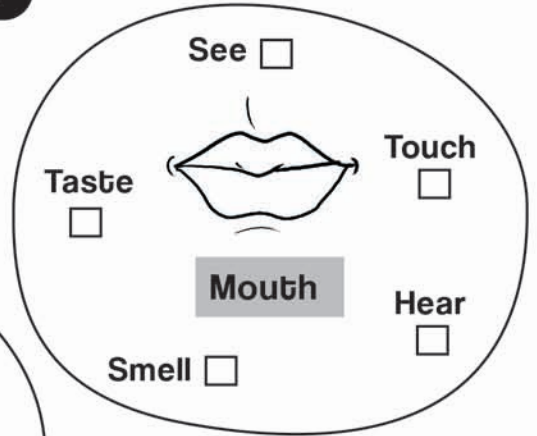
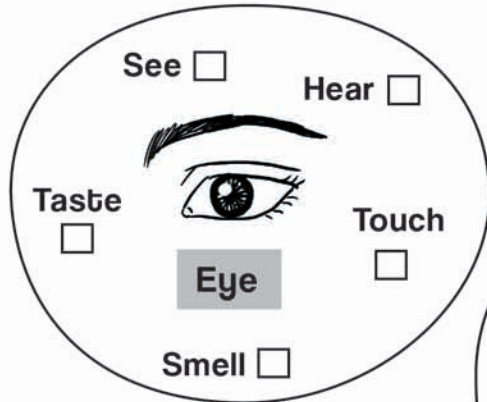


Lesson 4 The Senses

Color



And Check



Write



- With the eyes , I can see .
- With the _____ , I can _____ .
- With the _____ , I can _____ .
- With the _____ , I can _____ .
- With the _____ , I can _____ .


Lesson 1 Farm Animals

Write




a What is this?

This is a cow.



b What is this?

This is _____.



c What is this?

This is _____.



d What is this?

This is _____.



e What is this?

This is _____.




f What is this?

This is _____.



g What is this?

This is _____.




h What is this?

This is _____.



i What is this?

This is _____.



j What is this?

This is _____.



k What is this?

This is _____.



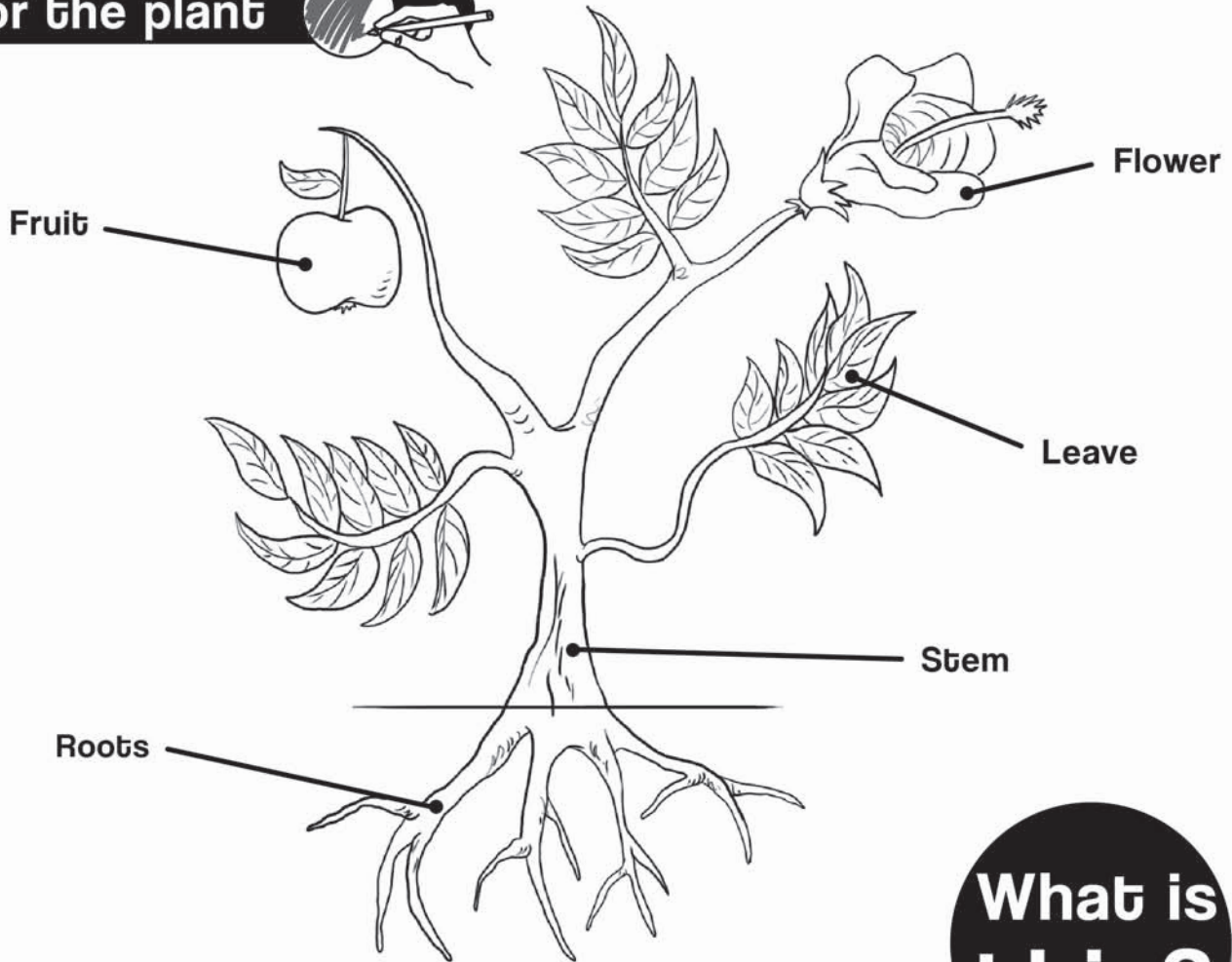
l What is this?

This is _____.



Lesson 2 The Plant

Color the plant



What is
this?

Write



① What is this?



This is a Flower.

② What is this?



This is a _____.

③ What is this?



This is a _____.

④ What is this?



This is a _____.

Lesson 4 Animals and sounds

Check



Circle the sound according to the animal.



The dog _____

Barks Meows
Moos Neighs



The cow _____

Barks Neighs
Moos Meows



The cat _____

Neighs Meows
Barks Moos



The horse _____

Meows Barks
Moos Neighs

Match the numbers



- (a) 51
- (b) 98
- (c) 72
- (d) 87
- (e) 93
- (f) 89
- (g) 64
- (h) 77
- (i) 65
- (j) 56

- Sixty - four
- Ninety - eight
- Fifty - one
- Seventy - two
- Seventy - seven
- Ninety - three
- Eighty - five
- Eighty - seven
- Fifty - six
- Eighty - nine

Lesson 1 What are they doing?

Match



He is flying a kite.

She is riding a bike.

He is climbing a tree.

He is playing soccer.

She is jumping the rope.

What ^{can} you do?

Complete



Complete the sentences with can or can't.

- (a) I _____ ride a horse.
- (b) I _____ swim.
- (c) I _____ play baseball.
- (d) I _____ climb a mountain.

Lesson 2 Toys

Circle the correct word




I have a...

car
doll
ball
kite




I have a...

boat
doll
car
ball



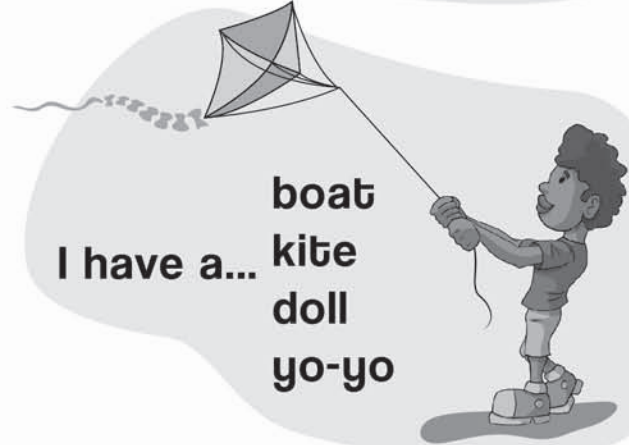
I have a...

doll
boat
yo-yo
train



I have a...

boat
kite
doll
yo-yo



Draw and write



I have:

My toys

UNIT 6

Lesson 3 What are you wearing today?

Look and Read



- | | | | | | | |
|-------|---|--------|---|---------|---|----------|
| Shirt | - | Pants | - | Dress | - | Jeans |
| Hat | - | Jacket | - | T-shirt | - | Blouse |
| Skirt | - | Shoes | - | Belt | - | Sneakers |

Color and Write



She's wearing...

a blouse



He's wearing...



He's wearing...




They're wearing...

Lesson 4 Weather


Color



Lili is wearing
a purple dress.



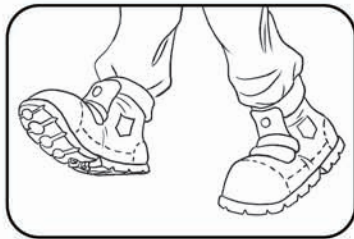
A red blouse




A pink skirt



Blue jeans



Black boots



Green shorts



A yellow t-shirt

Read and circle the correct word



1 Can i wear a



on my



?

Yes, I can - **No, I can't**

2 Can i wear a



on my



?

Yes, I can - No, I can't

3 Can i wear a



on my



?

Yes, I can - No, I can't

4 Can i wear a



on my



?

Yes, I can - No, I can't

Lesson 2 Places

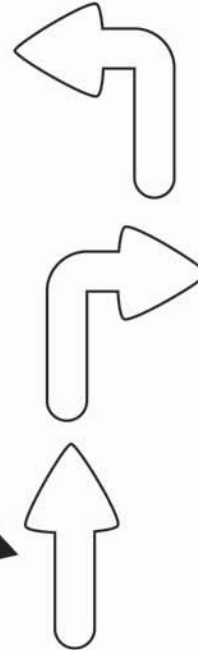
Color and match



① Go straight

② Turn left

③ Turn right



Write



(a) Where is the market?

It's on the left.

(b) Where is the bookstore?

Turn right and walk two blocks.

(c) Where is the cinema?

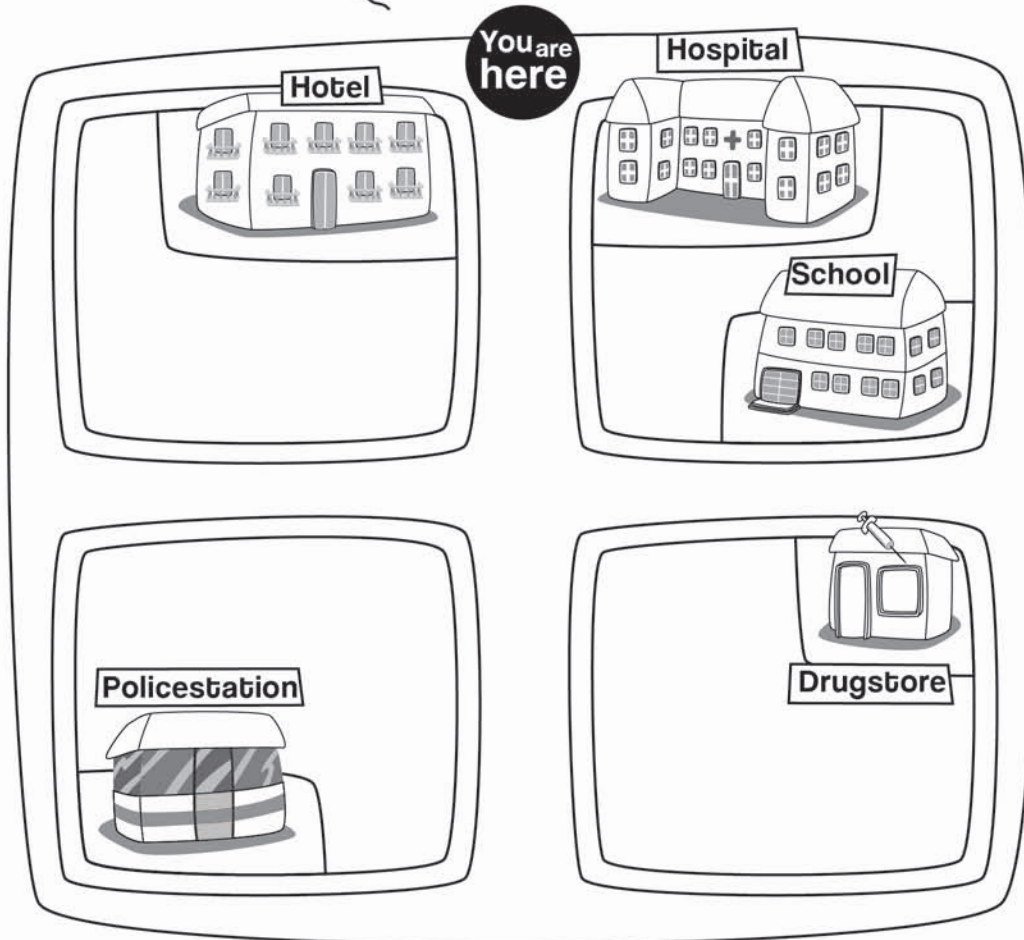
Go to the hotel, walk one block and go straight.

(d) Where is the church?

It is next to the gas station.

Lesson 3 Places

Color the town



Match



- a) Where is the policestation?
- b) Where is the hospital?
- c) Where is the school?
- d) Where is the drugstore?

It is in front of the school.

Walk one block and turn right.

Walk two blocks and turn left.

It is in front of the hotel.

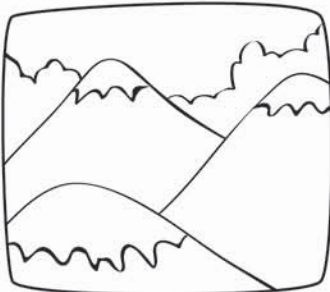
Lesson 4 Colombia

Read and write




- a) Colombia has many Mountains .
- b) It has two _____ .
- c) It has many long _____ .
- d) It has the biggest _____
and _____ .

Color




Mountains



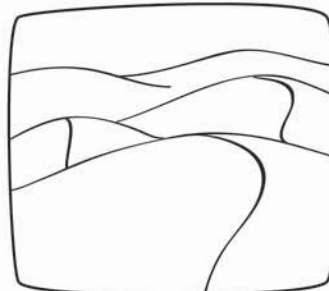
Oceans




Rivers



Forest



Deserts



Vallyes

Lesson 1

Look and Read



At home

I wake up



08:00 am

I take a shower



12:00 pm

Do homework



06:00 pm

I have



Breakfast



Lunch



Dinner

At school I study

Social Studies



Math


$4+5=9$

$7+2=9$

Spanish

Hola!

Science



English

Hello!!

My routine

Complete



First I _____, then I

_____ and I _____

UNIT 8

English for
COlombia

Days of the Week

Lesson 2

Look, read and practice

Logic

Monday

Tuesday

Wednesday

Thursday

Friday

Saturday

Sunday



What day is today?

It's _____



Excuse me what time is it?



It's three o'clock



10:41

Write the time



Example

It's two ten

03:20

It's _____



It's _____

05:30

It's _____



It's _____

04:14

It's _____



It's _____

What:

Answer:


UNIT 8

Lesson 3 Months of the Year

Look and answer



Complete



My birthday is in _____

My birthday is on _____

Complete



I help at home

Word
bank

I _____

I _____

and I _____

- Wash the dishes

- Sweep the floor

- Clean the table

- Make my bed

Lesson 1 Professions


Practice the conversation



What do you do?



I am a



UNIT 9

Lesson 2 Professions

Color and match



What do you do?



I am a...

Practice the conversation



A dentist

I defend people



A lawyer

I work with teeth



An architect

I help doctors



A nurse

I build houses

Lesson 3 Description

Color



I have blue eyes



I have green eyes



I have brown eyes



Choose



① I have long straight hair



② I have long legs and arms



③ I wear glasses



④ I have short curly hair



⑤ I am tall and thin



Lesson 4 Description

Color and match



① He is bald



② He has a mustache



③ She is overweight



④ She wears glasses



Complete the conversation



a) What do you do?

I'm a _____



c) What do you do?

I'm a _____



b) What do you do?

I'm a _____



Vocabulary

- Cook
- Waiter
- Waitrees
- Doctor


What
do you
see?

Lesson 1


Look and Read



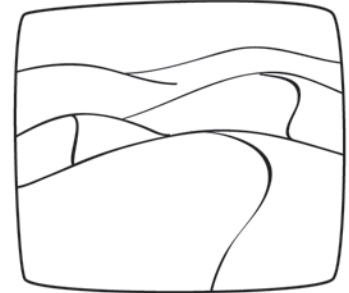
I see...



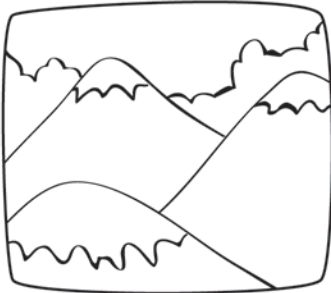
A blue ocean



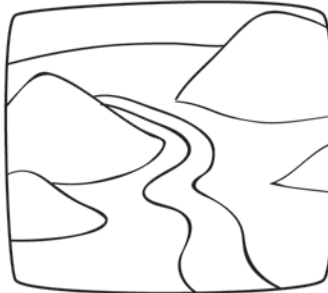
A green forest




A hot desert



A tall mountain



A big river



A beautiful beach

Colombia is a beautiful country

In Colombia I can see

Lesson 2 Around My Country

Word bank

Practice the conversation



How do you go to


mountains river beach
desert forest city



I can go by

car bus truck
plane bicycle horse
boat donkey

Complete with **there is** or **there are**



① _____ a car in the city



② _____ two boats on the beach



③ _____ bicycles on the mountain



④ _____ a plane in the sky



⑤ _____ many boys in the river




Lesson 3 Directions

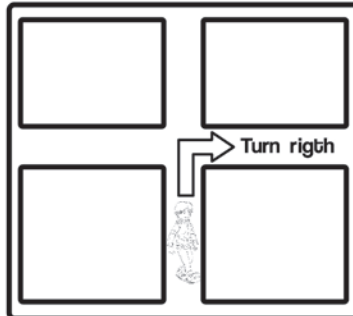
Look and Read



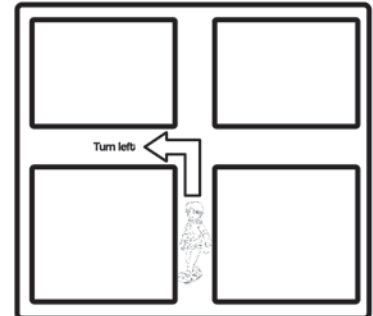
On the corner




Turn right




Turn left



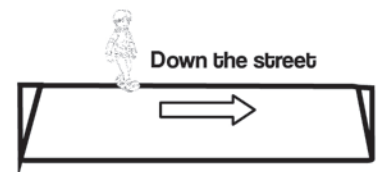
Across the street




In front of



Down the street



Where is? Ask and give directions



Lesson 4 Getting around

Practice the conversation



How do you go / get to

by:



- How do you go to your school?



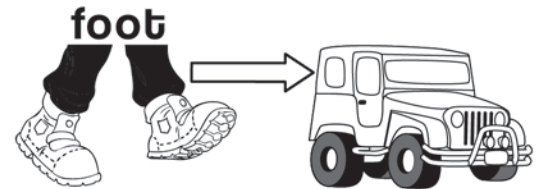
- I go by bus



- How long does it take?



- It takes twenty minutes



Take turns and practice

Answer about you

I go to school by _____

It takes _____

WORD BANK

foot - bus - boat - car - truck
horse - donkey - airplane

The Weather

Lesson 1

Match the picture with the sentence.



It's sunny

It's windy

It's rainy

It's snowy

It's foggy

It's stormy



Write



It's sunny

It's windy

It's rainy

It's snowy

It's foggy

It's stormy

Lesson 2 Weather

Look at the picture and answer



Use the following words:
windy, sunny, stormy,
rainy, foggy and snowy.

① What's the weather like?
It's _____




② What's the weather like?
It's _____




③ What's the weather like?
It's _____



④ What's the weather like?
It's _____



Circle the correct sentence



- a. It's hot
- b. It's cold

- a. It rains
- b. It snows



- a. It's hot
- b. It's cold

- a. It snows
- b. It rains



Lesson 3 What do I wear?

Complete the following puzzle



Use the words in the circle

Sunglasses


Cap - Shorts - T-shirt

Sandals

Sweater - Jacket

Boots - Raincoat

Umbrella



Answer



a. What is he wearing?

He is wearing a _____



c. What is she wearing?

She is wearing a _____



b. What are they wearing?

They are wearing a _____



d. What are you wearing?

I am wearing a _____



Lesson 4 Seasons

Match the season and the clothes




a. It's summer

b. It's fall




a. It's fall

b. It's winter




a. It's summer

b. It's winter



a. It's winter


b. It's spring



Animals Around

Lesson 1

Look and answer




How does a _____ look?

It's _____

It has _____

Read  and circle the correct word 



A fish has scales / horns

A hen has trunk / feathers

Camels have humps / wings

A cow has feathers / horns


Where
do animals
live?

Lesson 2

Look at the habitat, write



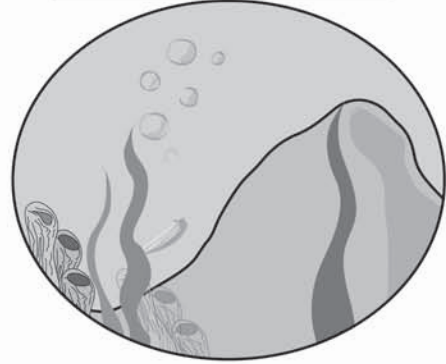
and draw



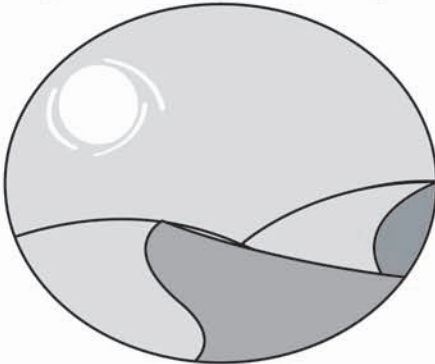
Farm Animals



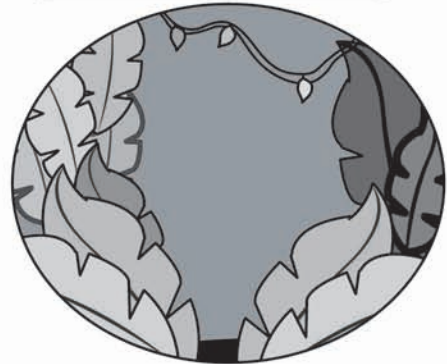
Animals in the ocean



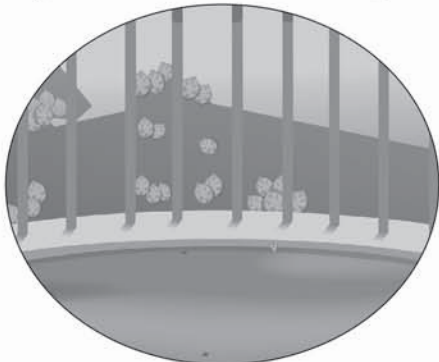
Animals in the desert



Animals in the jungle



Animals in the Zoo



Other Places to live
Forest - Mountains

Lesson 3 Animals in Action

Read



and circle



- ① Fish can / can't swim
- ② Parrots can / can't talk
- ③ Dogs can / can't fly
- ④ Kangaroos can / can't jump
- ⑤ Snakes can / can't walk

Draw



and write



A Fantastic
Animal

This is my animal

It can _____ and it can _____ but,



Lesson 4

Complete with Should / Shouldn't



①



You _____ feed them

②



You _____ hurt them

③




You _____ take them to the doctor

④



You _____ destroy their habitat

Draw



My Poster



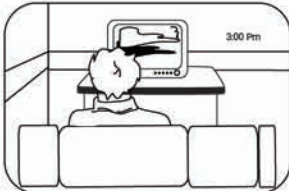


Lesson 1 My Daily Routine

Match



What do you do everyday?



I watch TV

I go to school

I wake up at 7:00

I go to sleep

I have breakfast

I take a shower

Lesson 2

The Chores

What chores do they do?



Look at the picture,
then complete the
sentence.

- ① Makes the bed
- ② Sweeps the bedroom
- ③ Washes the Clothes
- ④ Washes the dishes
- ⑤ Cooks chicken



Lili

_____ makes the bed _____



Uncle Johnny



Grandma



Mike



Uncle Johnny

Lesson 3 Delicious! A Cooking Lesson

Circle what you eat



What do you eat for...?

1. For breakfast I have...



Eggs



Orange Juice



Coffee with Milk



Cheese



Bread and Butter



Fruits


2. For lunch or dinner I have...



Soup



Chicken



Rice



Fish



Meat



Salad



Spaghetti



Hot Dog




Hamburger



French Fries

Lesson 4 My preferences!

Draw



① What does your Father have for lunch?

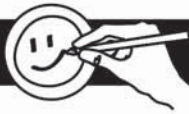
For lunch my Father has

② What does your Mother have for Dinner?

For Dinner my Mother has

Lesson 1 Getting to know me

Draw



and write



My Monster

Read



and Check



yes



no



① He has a big nose

yes



no



③ She has short arms

yes



no




② She has long arms

yes



no




④ She has big ears

yes



no



I don't feel well

Lesson 2

Look and read



A stomach ache



Fever



Head ache



Tooth ache



The flu

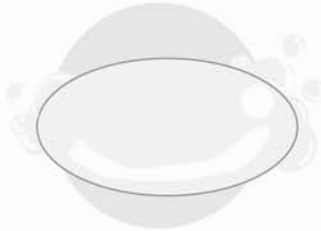
Read and chat



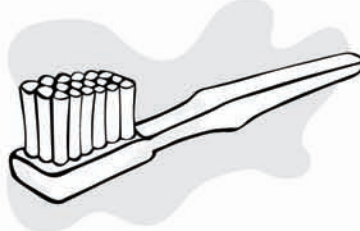
Blank writing area with horizontal lines for notes or conversation.

Lesson 3 What do I need?

Circle the correct word



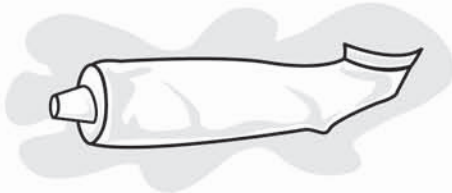
Soap - Shampoo



Toothbrush - Conditioner



Toilet paper - Tooth paste



Tooth paste - Conditioner



Deodorant - Comb



Brush - Cologne

Practice



I need a _____, what do you need?

Word bank

Toothbrush Conditioner Cologne Comb

Brush Deodorant Soap Shampoo

Tooth paste Toilet paper Hand cream

Lesson 4

Draw



You Should



You Shouldn't



Answer



Fruits and Vegetables

My favorite fruits are _____

My favorite vegetables are _____

I like _____

I don't like _____

Lesson 1

Match



What
do you
want to be?



Teacher



Doctor



Engineer



Policeman



Priest



Dentist



Cook



Farmer



Fisherman



Architect

Lesson 2 What will I do?

Match the pictures with the sentence




① I'm going to go to

- the Zoo
- the Park




② I'm going to

- watch TV
- do my homework




③ She is going to

- walk
- skate



④ He is going to the

- cinema
- restaurant



Lesson 3

Complete



The Future


What will you do in the future?

① In the future, I will _____



- be a pilot
- study English

② In the future, she will _____



- visit Paris
- be a doctor

③ In the future, he will _____




- be a doctor
- be president

UNIT 15

English for
COlombia

Lesson 4

Draw
a picture
of the
world
in the
future



Lesson 1 Colombia: A Beautiful Land!

Read and circle



(a) I like / don't like

Colombian coffee



(b) I like / don't like

Swimming



(c) I like / don't like

Soups



(d) I like / don't like

Empanadas




(e) I like / don't like

Rain



Draw



My favorite things about Colombia

Lesson 2

Read



Colombia has five Natural Regions

Caribbean ①

Pacific ②

Andean ③

Orinoquia ④

Amazon ⑤

Read and match



Caribbean region has

Andean region has

Pacific region has

Orinoquia region has

Amazon region has

Jungle and a big river

A lot of rain

Plains

Beautiful beaches

Tall mountains




The Weather in Colombia

Lesson 3

Look and write




Caribbean




Pacific



Andean



Orinoquia



Amazon



- 1 It's _____ in the Andean region
- 2 It's _____ in the Caribbean region
- 3 It's _____ in the Pacific region
- 4 It's _____ in the Orinoquia region

Read and write



Word bank

I live in _____
the weather here is _____ and _____
Today is _____

Cloudy - Rainy
Sunny - Windy
Foggy - Hot
Cold - Cool

Lesson 4 Different Cultures Different People

Read



Colombia is country of regions

We wear different clothes



We listen different music




We eat different food



We have many celebrations



Draw




What makes our region different

Lesson 1

Habits

Write under the pictures



It's a healthy habit
It's an unhealthy habit



Practice Sports



Take a Shower



Smoking



Drink Soda



Eat French Fries



Eat Fruits

Lesson 2

My favorite food

Match the picture with the corresponding sentence



① My favorite food is hot dog




② My favorite food is chocolate cake



Write healthy under the healthy foods.
Write unhealthy under the unhealthy foods.



Banana



Chicken



Candies



French fries



Eggs



Sugar



Lesson 3

Draw



My Family habits

Draw your Family: Father, mother, sisters, brother, grandmother
Choose two



Healthy habits/foods	Unhealthy habits/foods



Healthy habits/foods	Unhealthy habits/foods

Healthy		Unhealthy	
Habits	Foods	Habits	Foods
Play Sports	Fruits	Smoking	Sugar
Take a Shower	Eggs	Drink sodas	Candies
Eat Fruits	Cheese	Eat French fries	French fries
	Chicken		
	Fish		

Lesson 4

Find someone who

Choose four classmates. Ask them the questions.
Write the names of those who say "Yes"



① Do you
practice a sport?

① _____
② _____
③ _____
④ _____

② Do you
take a shower?

① _____
② _____
③ _____
④ _____

③ Do you
eat fruits?

① _____
② _____
③ _____
④ _____

④ Do you
drink sodas?

① _____
② _____
③ _____
④ _____

⑤ Do you
eat french fries?

① _____
② _____
③ _____
④ _____

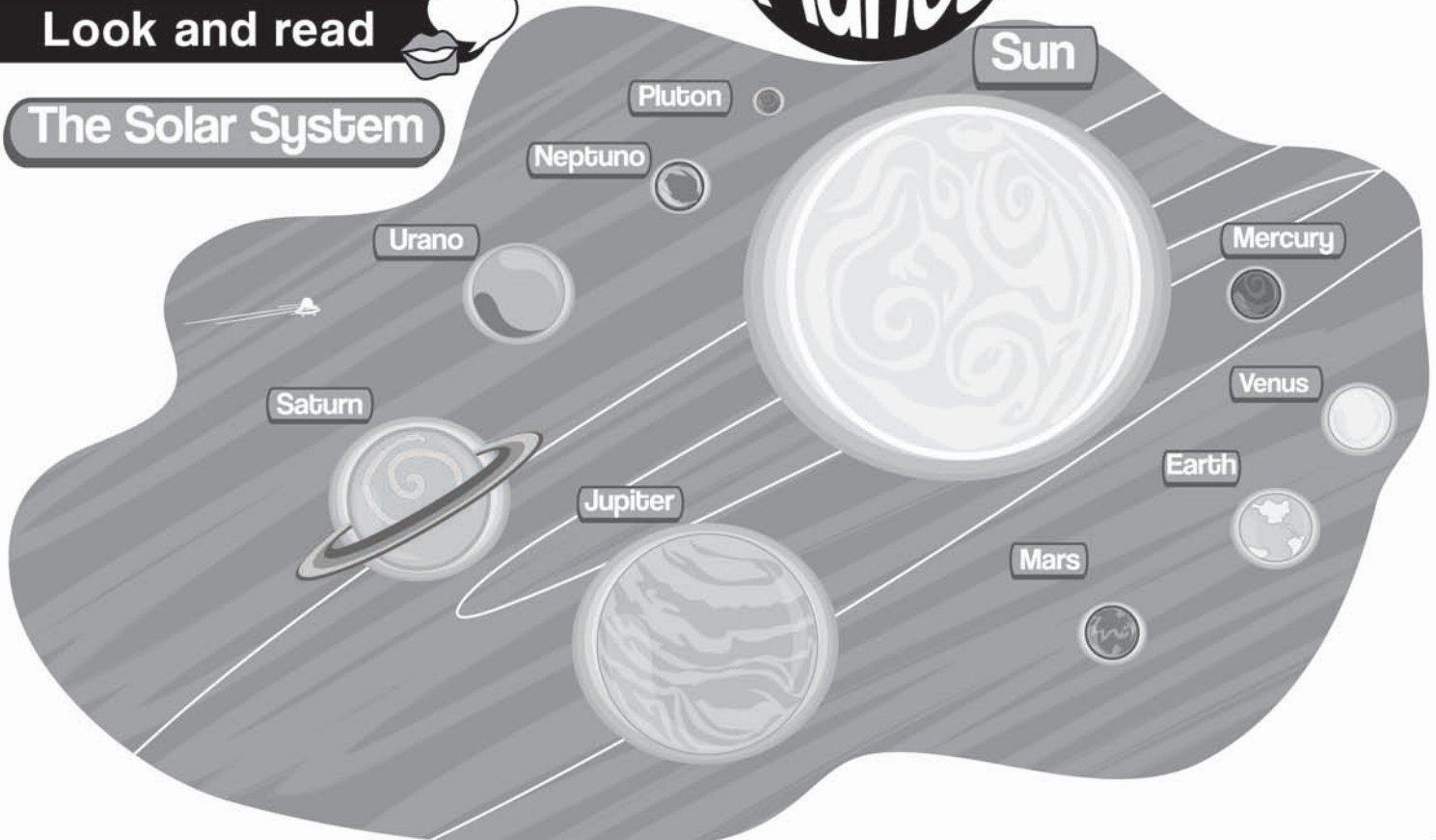
Green and blue Planet

Lesson 1

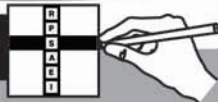
Look and read



The Solar System



Unscramble the words



s - a - r - M / sarM

e - t - n - p - u - N - e / etnpuNe

h - E - t - r - a / hEtra

s - V - n - u - e / sVnue

s - u - r - U - a - n / surUan

y - r - u - M - e - c - r / yruMerocr

Lesson 2

Read



Planet Earth is Our Home



We need

①




,

②



and

③




to live

We can help the planet by

Saving



, saving



and protecting



and



Check



Look at the picture and check the things that are good for our planet


①



②



③



④



⑤



Let's
not
do that

Lesson 3

Read



We should reuse materials

We should not pollute water



We can not throw garbage



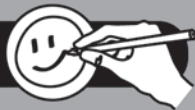
We have to help our



We can recycle



Draw



My Eco Sign

Lesson 4

Color



CELEBRATE




We plant trees on Earth day

Draw




My Poster



Lili's Birthday

Lesson 1

Draw



This is a big cake

A large, empty rounded rectangular box intended for drawing a big cake.

These are three red balloons

A large, empty rounded rectangular box intended for drawing three red balloons.

These are five yellow candles

A large, empty rounded rectangular box intended for drawing five yellow candles.

These are two delicious ice-creams

A large, empty rounded rectangular box intended for drawing two delicious ice-creams.

This is an ice-cream

A large, empty rounded rectangular box intended for drawing an ice-cream.

My local celebration

Lesson 2

Complete



Complete the following sentences using the words in the box

A Fiesta Patronal is a local _____
there are _____ with many _____.
We eat delicious _____ and _____

Parades
Food
Fireworks
Dancing
Music
People
Celebration

Draw

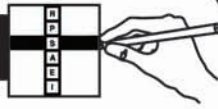


Your local Celebration

Colombian People

Lesson 3

Unscramble the words



(a) y F e d n l r i

(b) g h w k n a d r o r i

(c) t o h s e n

(d) y p h a p

(e) t i t n l g l e i n e

(f) g v l i n o

Write



Colombian people are intelligent, friendly and honest

Colombian people are hardworking, happy and loving

Lesson 4

Complete



Complete the following sentences using the words in the box

Ⓐ Christmas is an important celebration. We receive _____
and eat _____ food.

Birthdays - Presents - Family - Delicious

Ⓑ Halloween is an important celebration. People eat _____.
There are _____.

Fireworks - Food - Candies - Costumes

Ⓒ Valentine's day is an important celebration.
We _____ presents.

Eat - Costumes - Receive - Family

Match the picture with the celebration



Christmas - Valentine's day



Halloween - Christmas

Lesson 1

Look,  read  and answer 

What
time?
is
it?

Complete

a) What will you do at seven o'clock?

I will take a shower

07:00



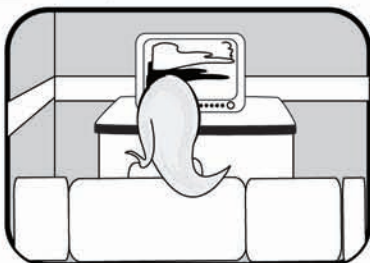
b) What will he do at three o'clock?




03:00

c) What will she do at _____?

08:15



d) What will they do at _____?



04:45

e) What will we do at _____?

10:30



d) What will he do at _____?



12:00

Lesson 2

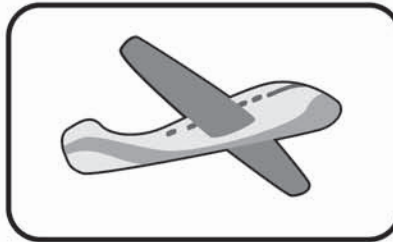

Look  and read 

What are you going to do?

On Sunday I'm going to have a picnic



On Friday they are going to watch tv



In December she's going to travel

Read  and circle 

Hi, my name is Ana. My family is going on vacations in July. We are going to visit my grandma too. My Brother David is going to play soccer. I am not going to the beach. I am going to read!

ANA

Ana is going on vacations in June.

YES

NO

They are going to visit Grandma.

YES

NO

David is going to play soccer.

YES

NO

Ana is going to read.

YES

NO

Lesson 3

Read and complete



⊙

⊙

⊙

⊙



⊙

⊙

⊙

⊙



⊙

⊙

⊙

⊙

Cartoon ⊙

Sitcom ⊙

Documentary ⊙

Music show ⊙

Nature show ⊙

News ⊙

Game show ⊙

Sports show ⊙

Weather ⊙

Complete



My favorite TV show is

It is a

I like it because

I don't like

Lesson 4

Read  and complete 

TV Guide recommended for Saturday afternoon

3:00 Sport Time CHANNEL 5	6:00 Teresa and friends CHANNEL 5 Sitcom
4:00 Living with me Soap Opera CHANNEL 7	7:00 News Today CHANNEL 7
5:00 Going to Africa NATURE CHANNEL	8:00 Music Video Time CHANNEL K
Tom & Jerry CHANNEL 3	9:00 Money Money Game Show CHANNEL 3

The Soap Opera is on _____ at 3:00 PM


The Cartoon is at _____ PM

Money Money is at _____ on Channel 3

Documentary on Nature Channel is _____

News are on _____ at 7:00 PM

My TV Guide



Lesson 1

Write



All About
my Family
and me

Describe your Family

①

My mother

My mother likes _____

My mother is _____

My mother's favorite celebration is _____

②

My _____

My _____ likes _____

My _____ is _____

My _____'s favorite celebration is _____

③

My _____

My _____ likes _____

My _____ is _____

My _____'s favorite celebration is _____

Lesson 2

The
Town
We
live in

Draw



A picture of your town

A large, empty rectangular box with rounded corners and a double-line border, intended for drawing a picture of the town.

Complete the information



My town's local celebration _____

My town's local food is _____

People in my town are _____

Lesson 3

Wonderful World

Write



The United States of America are
in North America

Colombia is in South America

America is divided in:

North, Central, and South America



Spain and England are in Europe



China and Japan are in Asia



There are many animals in Africa



Australia is in Oceania

Lesson 4

Write



Map
of the
World



Write the names of the continents

